

## **EXHIBIT D - TEST SETUP PHOTOGRAPHS**

---

**Conducted Emissions Front View**



**Conducted Emissions Side View**



**Radiated Emission 9k-30MHz Parallel View**



**Radiated Emission 9k-30MHz Perpendicular View**




**Radiated Emission 9k-30MHz Ground-parallel View**




**Radiated Emission 30M-1GHz View**




**E-Field Position A**




**E-Field Position B**



E-Field Position C




E-Field Position D




**E-Field Position E**




**H-Field Position A**




H-Field Position B



H-Field Position C



H-Field Position D



H-Field Position E

