

FCC PART 15C TEST REPORT FOR CERTIFICATION
On Behalf of

Soundlab Technology Company Limited

Soundbar

Model Number: Klipsch Cinema 600-Sound Bar

Additional Model: Bar 48-Sound Bar

FCC ID: 2ATKO-BAR600II




| | |
|--------------|---|
| Applicant: | Soundlab Technology Company Limited |
| Address: | No.101,202,Building 1, Microlab Industrial Park, No.2 Baozi South Road, Kengzi, Pingshan District, ShenZhen, China |
| Prepared By: | EST Technology Co., Ltd. Chilingxiang, Qishantou, Santun, Houjie, Dongguan, Guangdong, China Tel: 86-769-83081888-808 |

| | |
|-----------------|-----------------------|
| Report Number: | ESTE-R2111111 |
| Date of Test: | Oct. 19~Dec. 07, 2021 |
| Date of Report: | Dec. 10, 2021 |

TABLE OF CONTENTS

| Description | Page |
|---|------|
| TEST REPORT VERIFICATION..... | 3 |
| 1. GENERAL INFORMATION..... | 4 |
| 1.1. Description of Device (EUT)..... | 4 |
| 1.2. Antenna Information..... | 4 |
| 1.3. Information of RF Cable..... | 4 |
| 2. SUMMARY OF TEST..... | 5 |
| 2.1. Summary of test result..... | 5 |
| 2.2. Test Facilities..... | 6 |
| 2.3. Measurement uncertainty..... | 7 |
| 2.4. Assistant equipment used for test..... | 7 |
| 2.5. Block Diagram..... | 7 |
| 2.6. Test Mode..... | 8 |
| 2.7. Power Setting of Test Software..... | 8 |
| 2.8. Channel List..... | 8 |
| 2.9. Test Equipment List..... | 9 |
| 3. FIELD STRENGTH OF FUNDAMENTAL..... | 10 |
| 3.1. Limit..... | 10 |
| 3.2. Test Setup..... | 10 |
| 3.3. Spectrum Analyzer Setting..... | 10 |
| 3.4. Test Procedure..... | 11 |
| 3.5. Test Result..... | 12 |
| 4. RADIATED SPURIOUS EMISSIONS AND BAND EDGE..... | 19 |
| 4.1. Limit..... | 19 |
| 4.2. Test Setup..... | 21 |
| 4.3. Spectrum Analyzer Setting..... | 22 |
| 4.4. Test Procedure..... | 23 |
| 4.5. Test Result..... | 24 |
| 5. 20DB BANDWIDTH..... | 36 |
| 5.1. Limit..... | 36 |
| 5.2. Test Setup..... | 36 |
| 5.3. Spectrum Analyzer Setting..... | 36 |
| 5.4. Test Procedure..... | 36 |
| 5.5. Test Condition..... | 36 |
| 5.6. Test Result..... | 37 |
| 6. AC POWER LINE CONDUCTED EMISSIONS..... | 39 |
| 6.1. Limit..... | 39 |
| 6.2. Test Setup..... | 39 |
| 6.3. Spectrum Analyzer Setting..... | 39 |
| 6.4. Test Procedure..... | 39 |
| 6.5. Test Result..... | 40 |
| 7. ANTENNA REQUIREMENTS..... | 44 |
| 7.1. Limit..... | 44 |
| 7.2. Test Result..... | 44 |
| 8. TEST SETUP PHOTO..... | 45 |
| 9. EUT PHOTO..... | 47 |

EST Technology Co., Ltd.

| | | | |
|--|---|---|------------------------|
| Applicant: | Soundlab Technology Company Limited | | |
| Address: | No.101,202,Building 1, Microlab Industrial Park, No.2 Baozi South Road, Kengzi, Pingshan District, ShenZhen, China | | |
| Manufacturer: | Klipsch Group Inc. | | |
| Address: | 3502 Woodview Trace, Indianapolis, IN 46268 | | |
| E.U.T: | Soundbar | | |
| Model Number: | Klipsch Cinema 600-Sound Bar | | |
| Additional Model: | Bar 48-Sound Bar Note: They are identical except model name. | | |
| Power Supply: | AC 100~240V, 50~60Hz | | |
| Trade Name: | Klipsch | Serial No.: | ----- |
| Date of Receipt: | Oct. 19, 2021 | Date of Test: | Oct. 19~ Dec. 07, 2021 |
| Test Specification: | FCC Part 15 Subpart C (15.249) ANSI C63.10:2013 | | |
| Test Result: | <p>The device described above is tested by EST Technology Co., Ltd. The measurement results were contained in this test report and EST Technology Co., Ltd. was assumed full responsibility for the accuracy and completeness of these measurements. Also, this report shows that the EUT to be technically compliance with the FCC Rules and Regulations Part 15 Subpart C requirements.</p> <p style="text-align: center;">This report applies to above tested sample only and shall not be reproduced in part without written approval of EST Technology Co., Ltd.</p> | | |
| | | Date: | Dec. 10, 2021 |
| Prepared by: | Reviewed by: | Approved by: | |
|  |  |  | |
| Emily Cai// Assistant | Seven Wang/ Engineer | Iceman Hu/ Manager | |
| Other Aspects: | None. | | |
| <i>Abbreviations: OK/P=passed fail/F=failed n.a/N=not applicable E.U.T=equipment under tested</i> | | | |
| <i>This test report is based on a single evaluation of one sample of above mentioned products ,It is not permitted to be duplicated in extracts without written approval of EST Technology Co., Ltd.</i> | | | |

1. GENERAL INFORMATION

1.1. Description of Device (EUT)

| | | |
|-------------------------------|---|------------------------------|
| Product Name | : | Soundbar |
| Model Number | : | Klipsch Cinema 600-Sound Bar |
| Software Version | : | V1.1 |
| Hardware Version | : | V1.1 |
| Operation frequency | : | 2404.5MHz-2479.5MHz |
| Number of channel | : | 16 |
| Field Strength of Fundamental | : | 89.87 dB μ V/m |
| Modulation Type | : | GFSK |
| Sample Type | : | Prototype production |

Note:

For a more detailed features description, please refer to the manufacturer's specifications or the user's manual.

1.2. Antenna Information

| Ant No. | Brand | Model Name | Antenna Type | Connector | Gain (dBi) |
|---------|-------|------------|--------------|-----------|------------|
| 1 | N/A | N/A | Internal | N/A | 1.34 |

Note: This information is provided by the applicant.

1.3. Information of RF Cable

| Cable Loss(dB) | Provided by |
|--|-------------------------------------|
| 1.0 | Soundlab Technology Company Limited |
| Note: 1.The customer declared the loss value of the RF Cable, and the test results of this report only apply to the sample as received. 2. This information is provided by the applicant. | |

2. SUMMARY OF TEST

2.1. Summary of test result

| Report Section | Description of Test Item | FCC Standard Section | Results |
|----------------|---|--|---------|
| 3 | Field Strength of Fundamental | 15.249(a) | PASS |
| 4 | Radiated Spurious Emissions and Band Edge | 15.205 15.209 15.249(a)(c)(d)(e) 15.35(b) | PASS |
| 5 | 20dB Bandwidth | 15.215 | PASS |
| 6 | AC Power Line Conducted Emissions | 15.207 | PASS |
| 7 | Antenna Requirement | 15.203 | PASS |

Note:

(1) "N/A" denotes test is not applicable in this test report

2.2. Test Facilities

- EMC Lab : Certificated by CNAS, CHINA
Registration No.: L5288
Date of registration: November 13, 2017
- Certificated by FCC, USA
Designation Number: CN1215
Test Firm Registration Number: 722932
Date of registration: November 21, 2017
- Certificated by A2LA, USA
Registration No.: 4366.01
Date of registration: November 07, 2017
- Certificated by Industry Canada
CAB identifier No.: CN0035
Date of registration: January 04, 2019
- Certificated by VCCI, Japan
Registration No.: R-13663; C-14103
Date of registration: July 25, 2017
This Certificate is valid until: July 24, 2020
- Certificated by TUV Rheinland, Germany
Registration No.: UA 50413872 0001
Date of registration: July 31, 2018
- Certificated by TUV/PS, Shenzhen
Registration No.: SCN1017
Date of registration: January 27, 2011
- Certificated by Intertek ETL SEMKO
Registration No.: 2011-RTL-L2-64
Date of registration: April 28, 2011
- Certificated by Nemko, Hong Kong
Registration No.: 175193
Date of registration: May 4, 2011
- Name of Firm : EST Technology Co., Ltd.
- Site Location : Chilingxiang, Qishantou, Santun, Houjie, Dongguan, Guangdong, China

2.3. Measurement uncertainty

| Test Item | Uncertainty |
|---|-----------------------|
| Uncertainty for Conduction emission test | ±3.48dB |
| Uncertainty for spurious emissions test (30MHz-1GHz) | ±4.60 dB(Polarize: H) |
| | ±4.68 dB(Polarize: V) |
| Uncertainty for spurious emissions test (1GHz to 18GHz) | ±4.96dB |
| Uncertainty for radio frequency | 7×10^{-8} |
| Uncertainty for conducted RF Power | 0.20dB |
| Uncertainty for Power density test | 0.26dB |

Note: This uncertainty represents an expanded uncertainty expressed at approximately the 95% confidence level using a coverage factor of k=2.

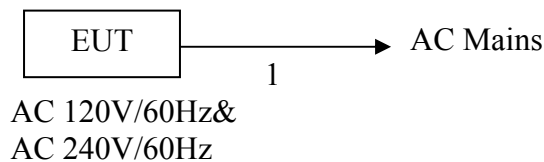
2.4. Assistant equipment used for test

| Item | Equipment | Brand | Model Name/Type No. | FCC ID | Series No. |
|------|-----------|-------|---------------------|--------|------------|
| - | - | - | - | - | - |

| Item | Shielded Type | Ferrite Core | Length | Note |
|------|---------------|--------------|--------|----------|
| 1 | NO | NO | 1.8m | AC Cable |

2.5. Block Diagram

For radiated emissions test: EUT was placed on a turn table, which is 0.8 (or 1.5) meter high above ground. EUT was beset into test mode by software before test.



(EUT: Soundbar)

2.6. Test Mode

The test mode was selected for the final test as listed below.

| Test Item | Test Mode | Test Channel |
|-----------------------------------|-----------|-----------------|
| Field Strength of Fundamental | TX | Low/Middle/High |
| Radiated Spurious Emissions | TX | Low/Middle/High |
| 20dB Bandwidth | TX | Low/Middle/High |
| AC Power Line Conducted Emissions | TX | Low/Middle/High |

Note:

- In radiated measurement, the EUT had been pre-scan on the positioned of each 3 axis(X,Y,Z), the worst case was found when positioned on **X-plane**.

2.7. Power Setting of Test Software

| Software Name | N/A | | |
|----------------|---------|---------|---------|
| Frequency(MHz) | 2404.5 | 2444.5 | 2479.5 |
| Setting | Default | Default | Default |

Note: This information is provided by the applicant.

2.8. Channel List

| Channel | Frequency (MHz) | Channel | Frequency (MHz) | Channel | Frequency (MHz) |
|---------|-----------------|---------|-----------------|---------|-----------------|
| 1 | 2404.5 | 7 | 2434.5 | 13 | 2464.5 |
| 2 | 2409.5 | 8 | 2439.5 | 14 | 2469.5 |
| 3 | 2414.5 | 9 | 2444.5 | 15 | 2474.5 |
| 4 | 2419.5 | 10 | 2449.5 | 16 | 2479.5 |
| 5 | 2424.5 | 11 | 2454.5 | | |
| 6 | 2429.5 | 12 | 2459.5 | | |

2.9. Test Equipment List

| For conducted emission test | | | | | | |
|-----------------------------|-----------------|--------------|------------|------------------|------------|-----------|
| Equipment | Manufacturer | Model No. | Serial No. | Calibration Body | Last Cal. | Next Cal. |
| EMI Test Receiver | Rohde & Schwarz | ESHS30 | EST-E001 | LISAI | June 13,21 | 1 Year |
| Artificial Mains Network | Rohde & Schwarz | ENV216 | EST-E002 | LISAI | June 13,21 | 1 Year |
| Pulse Limiter | Rohde & Schwarz | ESH3-Z2 | EST-E078 | LISAI | June 13,21 | 1 Year |
| Test Software | Audix | e3-6.111221a | N/A | N/A | N/A | N/A |

| For radiated emission test(9kHz-30MHz) | | | | | | |
|--|-----------------|--------------|------------|------------------|------------|-----------|
| Equipment | Manufacturer | Model No. | Serial No. | Calibration Body | Last Cal. | Next Cal. |
| EMI Test Receiver | Rohde & Schwarz | ESR7 | EST-E047 | LISAI | June 13,21 | 1 Year |
| Active Loop Antenna | SCHWARZECK | FMZB 1519B | EST-E054 | LISAI | June 13,21 | 1 Year |
| Test Software | Audix | e3-6.111221a | N/A | N/A | N/A | N/A |
| 9kHz-30MHz Cable | N/A | EST-001 | N/A | N/A | N/A | N/A |

| For radiated emissions test (30MHz-1000MHz) | | | | | | |
|---|-----------------|--------------|------------|------------------|------------|-----------|
| Equipment | Manufacturer | Model No. | Serial No. | Calibration Body | Last Cal. | Next Cal. |
| EMI Test Receiver | Rohde & Schwarz | ESR7 | EST-E047 | LISAI | June 13,21 | 1 Year |
| Bilog Antenna | Teseq | CBL 6111D | EST-E034 | LISAI | June 13,21 | 1 Year |
| Test Software | Audix | e3-6.111221a | N/A | N/A | N/A | N/A |
| 30-1000MHz Cable | N/A | EST-002 | N/A | N/A | N/A | N/A |

| For radiated emission test(Above 1000MHz) | | | | | | |
|---|-----------------|--------------|------------|------------------|------------|-----------|
| Equipment | Manufacturer | Model No. | Serial No. | Calibration Body | Last Cal. | Next Cal. |
| Horn Antenna | SCHWARZECK | BBHA9120D | EST-E031 | LISAI | June 13,21 | 1 Year |
| Signal Amplifier | SCHWARZECK | BBV9718 | EST-E032 | LISAI | June 13,21 | 1 Year |
| Spectrum Analyzer | Rohde & Schwarz | FSV40 | EST-E069 | LISAI | June 13,21 | 1 Year |
| Test Software | Audix | e3-6.111221a | N/A | N/A | N/A | N/A |
| Above 1GHz Cable | N/A | EST-003 | N/A | N/A | N/A | N/A |

| For connect EUT antenna terminal test | | | | | | |
|---------------------------------------|---------------|-----------|------------|------------------|------------|-----------|
| Equipment | Manufacturer | Model No. | Serial No. | Calibration Body | Last Cal. | Next Cal. |
| Spectrum Analyzer | Rohde&Schwarz | FSV40 | EST-E069 | LISAI | June 13,21 | 1 Year |

3. FIELD STRENGTH OF FUNDAMENTAL

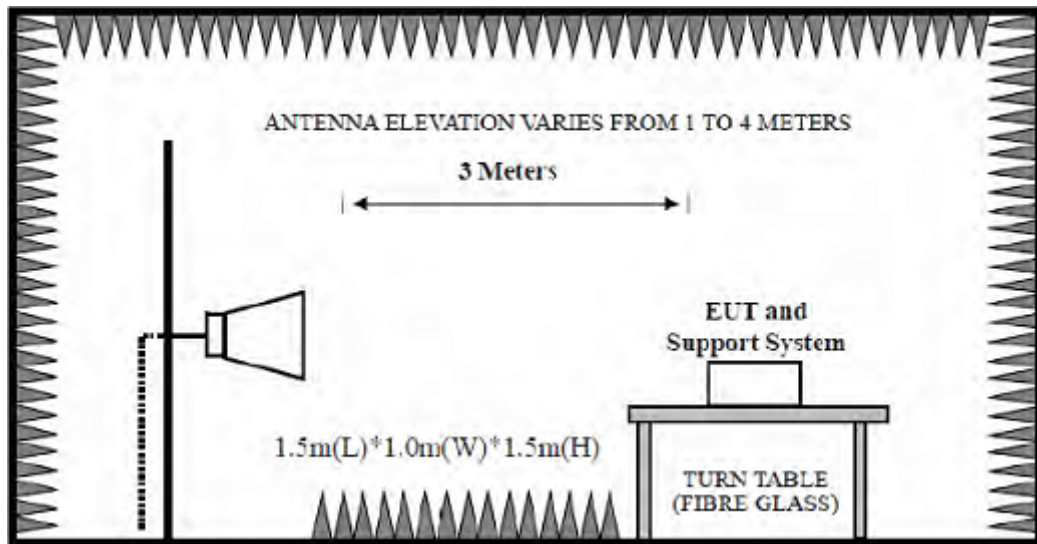
3.1. Limit

| Fundamental frequency | Field strength of fundamental@3m (millivolts/meter) | Average Limit@3m dBμV/m | Peak Limit@3m dBμV/m |
|-----------------------|---|-------------------------|----------------------|
| 902-928MHz | 50 | 94 | 114 |
| 2400-2483.5MHz | 50 | 94 | 114 |
| 5725-5875MHz | 50 | 94 | 114 |
| 24.0-24.25 | 250 | 108 | 128 |

Note:

1. Average Limit (dBμV/m)= $20 \times \log[1000 \times \text{Field Strength (mV/m)}]$.
2. Peak Limit (dBμV/m)= Average Limit (dBμV/m)+20dB

3.2. Test Setup



3.3. Spectrum Analyzer Setting

| Spectrum Parameters | Setting |
|---------------------|------------|
| RBW | \geq OBW |
| VBW | 3×RBW |
| Start frequency | 2400MHz |
| Stop frequency | 2483.5GHz |
| Sweep Time | Auto |
| Detector | PEAK/AVG |
| Trace Mode | Max Hold |

3.4. Test Procedure

- a. EUT was placed on a turn table, which is 1.5 meter high above the ground.
- b. EUT is set 3 meters away from the receiving antenna, which is mounted on a antenna tower.
- c. Spectrum analyzer setting parameters in accordance with section 3.3.
- d. Set the EUT transmit continuously with maximum output power.
- e. The turn table can rotate 360 degrees to determine the position of the maximum emission level.
- f. The antenna can be moved up and down between 1 meter and 4 meters to find out the maximum emission level. Both horizontal and vertical polarization of the antenna are set on test,record the average and peak value.
- g. Repeat above procedures until all channels were measured.
- h. Record the results in the test report.

3.5. Test Result

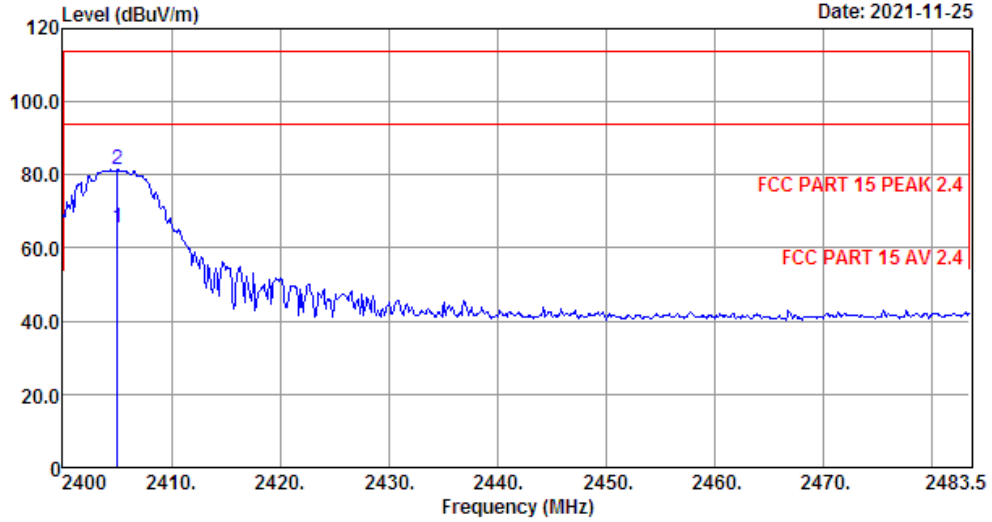
| Test frequency (MHz) | Fundamental frequency (MHz) | Field strength of fundamental level (dB μ V/m) | | Limit (dB μ V/m) | | Result | Antenna Pole (H/V) |
|-------------------------|-----------------------------------|--|-------|-------------------------|------|--------|--------------------------|
| | | Avg | Peak | Avg | Peak | | |
| 2404.5 | 2405.01 | 65.36 | 81.28 | 94 | 114 | Pass | V |
| | 2405.01 | 58.63 | 76.08 | 94 | 114 | Pass | H |
| 2444.5 | 2443.43 | 72.15 | 89.87 | 94 | 114 | Pass | V |
| | 2443.42 | 62.97 | 80.18 | 94 | 114 | Pass | H |
| 2479.5 | 2479.33 | 71.22 | 88.92 | 94 | 114 | Pass | V |
| | 2479.33 | 61.62 | 80.02 | 94 | 114 | Pass | H |

Low Channel(2404.5MHz)

Chilingxiang, Qishantou, Santun,
Houjie, Dongguan,Guangdong,China
Tel:+86-769-83081888
Fax:+86-769-83081878

EST Technology

Data: 71 File: \\Emc-966-1\test data\2021\RF\IS\Soundlab\Klipsch Cinema 600-Sound Bar.EM6 (120)



Site no. : 1# 966 Chamber Data no. : 71
 Dis. / Ant. : 3m ANT9120D 1-18G Ant. pol. : VERTICAL
 Limit : FCC PART 15 PEAK 2.4
 Env. / Ins. : Temp:24.5';Humi:51%;Press:101.52kPa
 Engineer : Viking
 EUT : Soundbar
 Power : AC 120V/60Hz
 M/N : Klipsch Cinema 600-Sound Bar
 Test Mode : TX 2404.5MHz

| | Freq. (MHz) | Ant. Factor (dB/m) | Cable Loss (dB) | Amp Factor (dB) | Reading (dBuV) | Emission Level (dBuV/m) | Limits (dBuV/m) | Margin (dB) | Remark |
|---|----------------|--------------------------|-----------------------|-----------------------|-------------------|-------------------------------|--------------------|----------------|---------|
| 1 | 2405.01 | 27.28 | 1.46 | 34.64 | 71.26 | 65.36 | 94.00 | 28.64 | Average |
| 2 | 2405.01 | 27.28 | 1.46 | 34.64 | 87.18 | 81.28 | 114.00 | 32.72 | Peak |

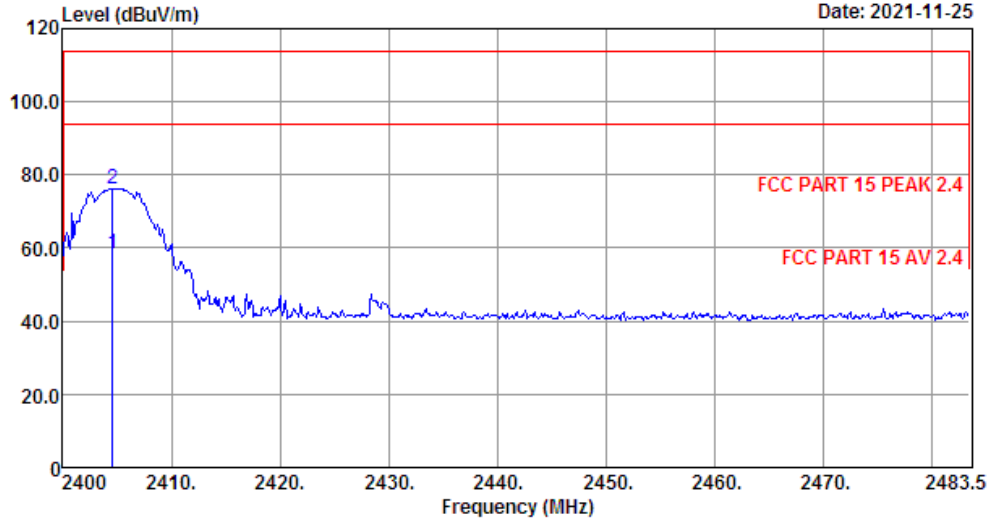
Remarks: 1. Emission Level= Antenna Factor + Cable Loss - Amp Factor + Reading.
 2. Margin= Limit - Emission Level.
 3. The emission levels that are 20dB below the official limit are not reported.



EST Technology

Chilingxiang, Qishantou, Santun,
Houjie, Dongguan, Guangdong, China
Tel: +86-769-83081888
Fax: +86-769-83081878

Data: 72 File: \\Emc-966-1\test data\2021\RF\SI\Soundlab\Klipsch Cinema 600-Sound Bar.EM6 (120) Date: 2021-11-25



Site no. : 1# 966 Chamber Data no. : 72
 Dis. / Ant. : 3m ANT9120D 1-18G Ant. pol. : HORIZONTAL
 Limit : FCC PART 15 PEAK 2.4
 Env. / Ins. : Temp:24.5';Humi:51%;Press:101.52kPa
 Engineer : Viking
 EUT : Soundbar
 Power : AC 120V/60Hz
 M/N : Klipsch Cinema 600-Sound Bar
 Test Mode : TX 2404.5MHz

| | Freq. (MHz) | Ant. Factor (dB/m) | Cable Loss (dB) | Amp Factor (dB) | Reading (dBuV) | Emission Level (dBuV/m) | Limits (dBuV/m) | Margin (dB) | Remark |
|---|----------------|--------------------------|-----------------------|-----------------------|-------------------|-------------------------------|--------------------|----------------|---------|
| 1 | 2404.59 | 27.28 | 1.46 | 34.64 | 64.53 | 58.63 | 94.00 | 35.37 | Average |
| 2 | 2404.59 | 27.28 | 1.46 | 34.64 | 81.98 | 76.08 | 114.00 | 37.92 | Peak |

Remarks: 1. Emission Level= Antenna Factor + Cable Loss - Amp Factor + Reading.
 2. Margin= Limit - Emission Level.
 3. The emission levels that are 20dB below the official limit are not reported.

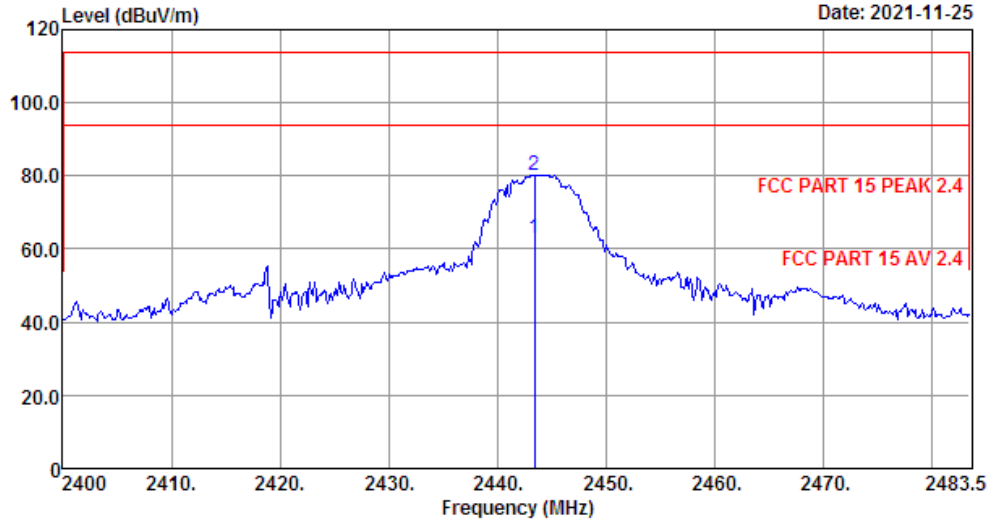


Middle Channel(2444.5MHz)

Chilingxiang, Qishantou, Santun,
Houjie, Dongguan,Guangdong,China
Tel:+86-769-83081888
Fax:+86-769-83081878

EST Technology

Data: 73 File: \\Emc-966-1\test data\2021\RF\SI\Soundlab\Klipsch Cinema 600-Sound Bar.EM6 (120)



Site no. : 1# 966 Chamber Data no. : 73
 Dis. / Ant. : 3m ANT9120D 1-18G Ant. pol. : HORIZONTAL
 Limit : FCC PART 15 PEAK 2.4
 Env. / Ins. : Temp:24.5';Humi:51%;Press:101.52kPa
 Engineer : Viking
 EUT : Soundbar
 Power : AC 120V/60Hz
 M/N : Klipsch Cinema 600-Sound Bar
 Test Mode : TX 2444.5MHz

| | Freq. (MHz) | Ant. Factor (dB/m) | Cable Loss (dB) | Amp Factor (dB) | Reading (dBuV) | Emission Level (dBuV/m) | Limits (dBuV/m) | Margin (dB) | Remark |
|---|----------------|--------------------------|-----------------------|-----------------------|-------------------|-------------------------------|--------------------|----------------|---------|
| 1 | 2443.42 | 27.33 | 1.47 | 34.62 | 68.79 | 62.97 | 94.00 | 31.03 | Average |
| 2 | 2443.42 | 27.33 | 1.47 | 34.62 | 86.00 | 80.18 | 114.00 | 33.82 | Peak |

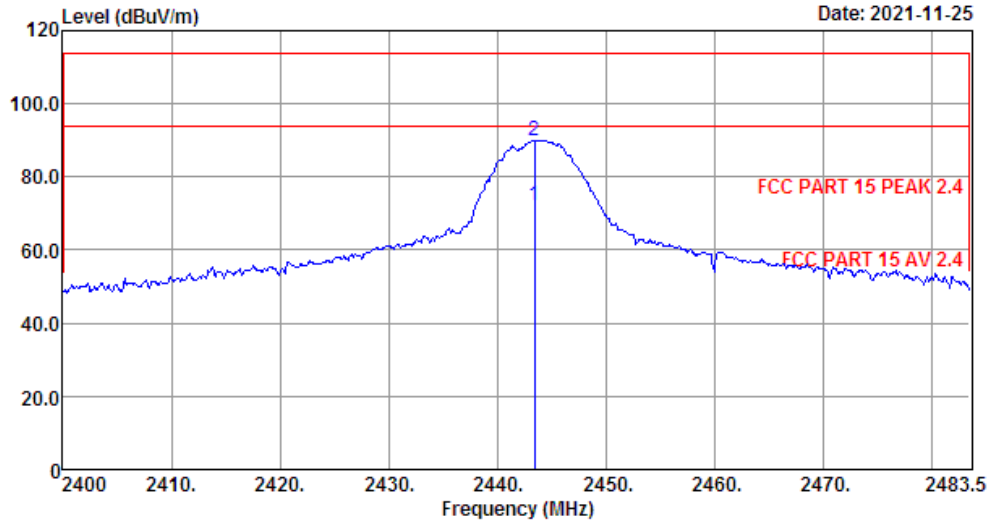
Remarks: 1. Emission Level= Antenna Factor + Cable Loss - Amp Factor + Reading.
 2. Margin= Limit - Emission Level.
 3. The emission levels that are 20dB below the official limit are not reported.



EST Technology

Chilingxiang, Qishantou, Santun,
Houjie, Dongguan, Guangdong, China
Tel: +86-769-83081888
Fax: +86-769-83081878

Data: 74 File: \\Emc-966-1\test data\2021\RF\IS\Soundlab\Klipsch Cinema 600-Sound Bar.EM6 (120) Date: 2021-11-25



Site no. : 1# 966 Chamber Data no. : 74
 Dis. / Ant. : 3m ANT9120D 1-18G Ant. pol. : VERTICAL
 Limit : FCC PART 15 PEAK 2.4
 Env. / Ins. : Temp:24.5';Humi:51%;Press:101.52kPa
 Engineer : Viking
 EUT : Soundbar
 Power : AC 120V/60Hz
 M/N : Klipsch Cinema 600-Sound Bar
 Test Mode : TX 2444.5MHz

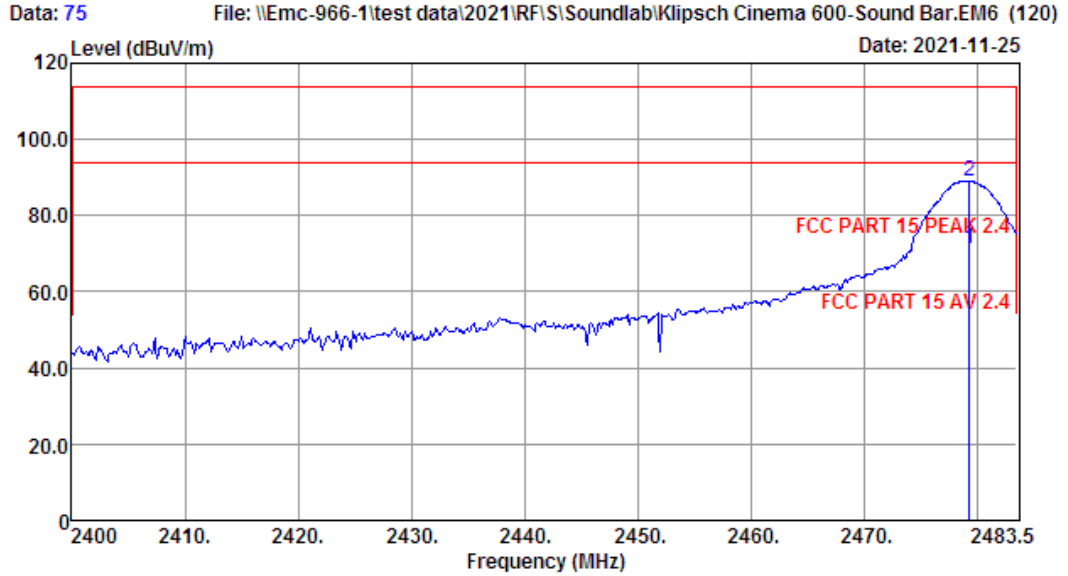
| | Freq. (MHz) | Ant. Factor (dB/m) | Cable Loss (dB) | Amp Factor (dB) | Reading (dBuV) | Emission Level (dBuV/m) | Limits (dBuV/m) | Margin (dB) | Remark |
|---|----------------|--------------------------|-----------------------|-----------------------|-------------------|-------------------------------|--------------------|----------------|---------|
| 1 | 2443.42 | 27.33 | 1.47 | 34.62 | 77.97 | 72.15 | 94.00 | 21.85 | Average |
| 2 | 2443.42 | 27.33 | 1.47 | 34.62 | 95.69 | 89.87 | 114.00 | 24.13 | Peak |

Remarks: 1. Emission Level= Antenna Factor + Cable Loss - Amp Factor + Reading.
 2. Margin= Limit - Emission Level.
 3. The emission levels that are 20dB below the official limit are not reported.

High Channel(2479.5MHz)

EST Technology

Chilingxiang, Qishantou, Santun,
Houjie, Dongguan,Guangdong,China
Tel:+86-769-83081888
Fax:+86-769-83081878



Site no. : 1# 966 Chamber Data no. : 75
 Dis. / Ant. : 3m ANT9120D 1-18G Ant. pol. : VERTICAL
 Limit : FCC PART 15 PEAK 2.4
 Env. / Ins. : Temp:24.5';Humi:51%;Press:101.52kPa
 Engineer : Viking
 EUT : Soundbar
 Power : AC 120V/60Hz
 M/N : Klipsch Cinema 600-Sound Bar
 Test Mode : TX 2479.5MHz

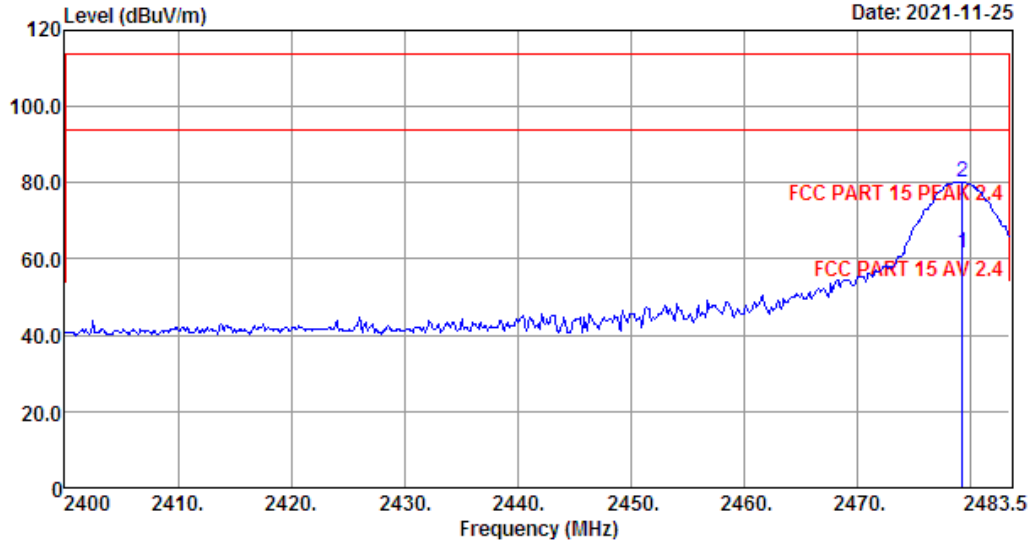
| | Freq. (MHz) | Ant. Factor (dB/m) | Cable Loss (dB) | Amp Factor (dB) | Reading (dBUV) | Emission Level (dBUV/m) | Limits (dBUV/m) | Margin (dB) | Remark |
|---|----------------|--------------------------|-----------------------|-----------------------|-------------------|-------------------------------|--------------------|----------------|---------|
| 1 | 2479.33 | 27.38 | 1.48 | 34.61 | 76.97 | 71.22 | 94.00 | 22.78 | Average |
| 2 | 2479.33 | 27.38 | 1.48 | 34.61 | 94.67 | 88.92 | 114.00 | 25.08 | Peak |

Remarks: 1. Emission Level= Antenna Factor + Cable Loss - Amp Factor + Reading.
 2. Margin= Limit - Emission Level.
 3. The emission levels that are 20dB below the official limit are not reported.

EST Technology

Chilingxiang, Qishantou, Santun,
Houjie, Dongguan, Guangdong, China
Tel: +86-769-83081888
Fax: +86-769-83081878

Data: 76 File: \\Emc-966-1\test data\2021\RF\IS\Soundlab\Klipsch Cinema 600-Sound Bar.EM6 (120) Date: 2021-11-25



Site no. : 1# 966 Chamber Data no. : 76
 Dis. / Ant. : 3m ANT9120D 1-18G Ant. pol. : HORIZONTAL
 Limit : FCC PART 15 PEAK 2.4
 Env. / Ins. : Temp:24.5';Humi:51%;Press:101.52kPa
 Engineer : Viking
 EUT : Soundbar
 Power : AC 120V/60Hz
 M/N : Klipsch Cinema 600-Sound Bar
 Test Mode : TX 2479.5MHz

| | Freq. (MHz) | Ant. Factor (dB/m) | Cable Loss (dB) | Amp Factor (dB) | Reading (dBuV) | Emission Level (dBuV/m) | Limits (dBuV/m) | Margin (dB) | Remark |
|---|----------------|--------------------------|-----------------------|-----------------------|-------------------|-------------------------------|--------------------|----------------|---------|
| 1 | 2479.33 | 27.38 | 1.48 | 34.61 | 67.37 | 61.62 | 94.00 | 32.38 | Average |
| 2 | 2479.33 | 27.38 | 1.48 | 34.61 | 85.77 | 80.02 | 114.00 | 33.98 | Peak |

Remarks: 1. Emission Level= Antenna Factor + Cable Loss - Amp Factor + Reading.
 2. Margin= Limit - Emission Level.
 3. The emission levels that are 20dB below the official limit are not reported.



4. RADIATED SPURIOUS EMISSIONS AND BAND EDGE

4.1. Limit

(a) The field strength of emissions from intentional radiators operated within these frequency bands shall comply with the following:

| Fundamental frequency | Field strength of harmonics@3m (microvolts/meter) | Average Limit@3m dBµV/m | Peak Limit@3m dBµV/m |
|-----------------------|---|-------------------------|----------------------|
| 902-928MHz | 500 | 54 | 74 |
| 2400-2483.5MHz | 500 | 54 | 74 |
| 5725-5875MHz | 500 | 54 | 74 |
| 24.0-24.25 | 2500 | 68 | 88 |

(b) Field strength limits are specified at a distance of 3 meters.

(c) Emissions radiated outside of the specified frequency bands, except for harmonics, shall be attenuated by at least 50 dB below the level of the fundamental or to the general radiated emission limits in §15.209, whichever is the lesser attenuation.

15.209 Radiated emission limits

| Frequency (MHz) | Field Strength(µV/m) | Distance(m) |
|-----------------|----------------------|-------------|
| 0.009-0.490 | 2400/F(kHz) | 300 |
| 0.490-1.705 | 24000/F(kHz) | 30 |
| 1.705-30 | 30 | 30 |
| 30-88 | 100 | 3 |
| 88-216 | 150 | 3 |
| 216-960 | 200 | 3 |
| Above 960 | 500 | 3 |

15.205 Restricted frequency band

| MHz | MHz | MHz | GHz |
|----------------------------|-----------------------|-----------------|------------------|
| 0.090 - 0.110 | 16.42 - 16.423 | 399.9 - 410 | 4.5 - 5.15 |
| ¹ 0.495 - 0.505 | 16.69475 - 16.69525 | 608 - 614 | 5.35 - 5.46 |
| 2.1735 - 2.1905 | 16.80425 - 16.80475 | 960 - 1240 | 7.25 - 7.75 |
| 4.125 - 4.128 | 25.5 - 25.67 | 1300 - 1427 | 8.025 - 8.5 |
| 4.17725 - 4.17775 | 37.5 - 38.25 | 1435 - 1626.5 | 9.0 - 9.2 |
| 4.20725 - 4.20775 | 73 - 74.6 | 1645.5 - 1646.5 | 9.3 - 9.5 |
| 6.215 - 6.218 | 74.8 - 75.2 | 1660 - 1710 | 10.6 - 12.7 |
| 6.26775 - 6.26825 | 108 - 121.94 | 1718.8 - 1722.2 | 13.25 - 13.4 |
| 6.31175 - 6.31225 | 123 - 138 | 2200 - 2300 | 14.47 - 14.5 |
| 8.291 - 8.294 | 149.9 - 150.05 | 2310 - 2390 | 15.35 - 16.2 |
| 8.362 - 8.366 | 156.52475 - 156.52525 | 2483.5 - 2500 | 17.7 - 21.4 |
| 8.37625 - 8.38675 | 156.7 - 156.9 | 2690 - 2900 | 22.01 - 23.12 |
| 8.41425 - 8.41475 | 162.0125 - 167.17 | 3260 - 3267 | 23.6 - 24.0 |
| 12.29 - 12.293 | 167.72 - 173.2 | 3332 - 3339 | 31.2 - 31.8 |
| 12.51975 - 12.52025 | 240 - 285 | 3345.8 - 3358 | 36.43 - 36.5 |
| 12.57675 - 12.57725 | 322 - 335.4 | 3600 - 4400 | (²) |

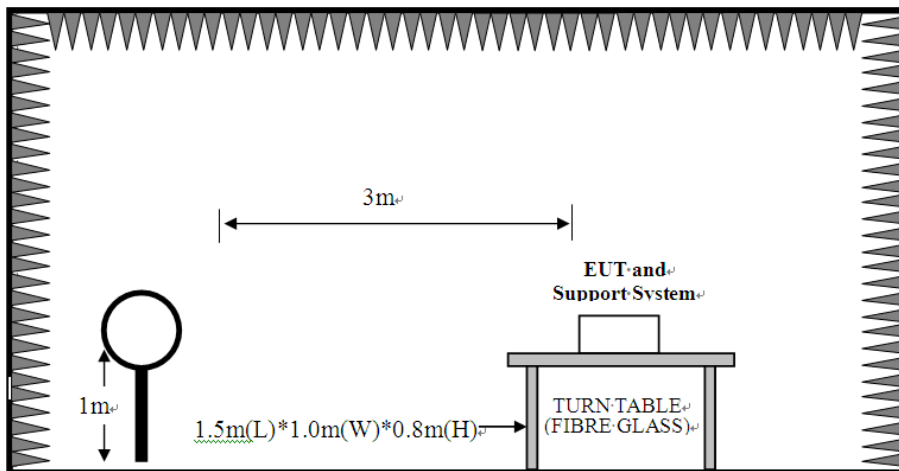
- (d) As shown in §15.35(b), for frequencies above 1000 MHz, the field strength limits in paragraphs (a) of this section are based on average limits. However, the peak field strength of any emission shall not exceed the maximum permitted average limits specified above by more than 20 dB under any condition of modulation

Note:

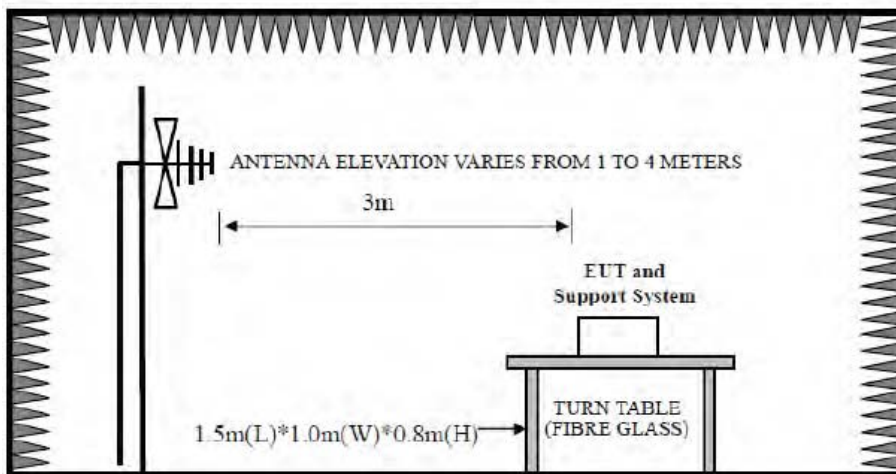
- (1) Emission level $\text{dB}\mu\text{V} = 20 \log \text{Emission level } \mu\text{V/m}$.
- (2) The smaller limit shall apply at the cross point between two frequency bands.
- (3) Distance is the distance in meters between the measuring instrument, antenna and the closest point of any part of the device or system.

4.2. Test Setup

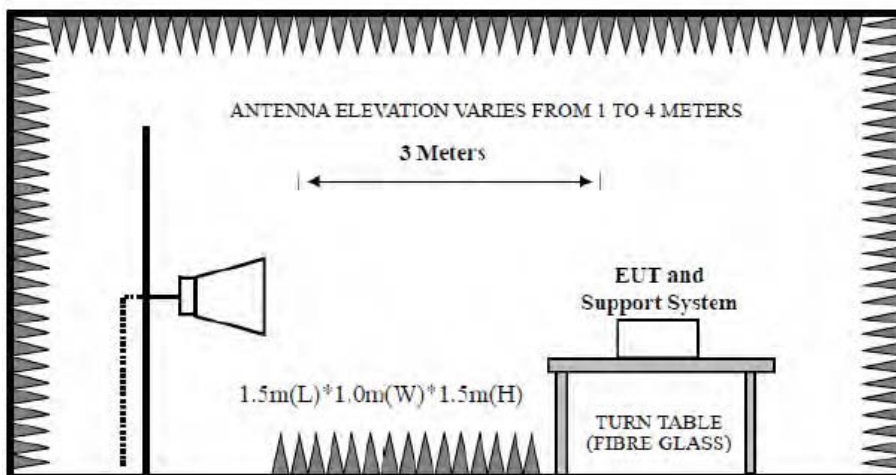
9kHz~30MHz



30~1000MHz



Above 1GHz



4.3. Spectrum Analyzer Setting

For 9KHz-150KHz

| Spectrum Parameters | Setting |
|---------------------|---|
| RBW | 300Hz(for Peak&AVG)/CISPR 200Hz(for QP) |
| VBW | 300Hz(for Peak&AVG)/CISPR 200Hz(for QP) |
| Start frequency | 9KHz |
| Stop frequency | 150KHz |
| Sweep Time | Auto |
| Detector | PEAK/QP/AVG |
| Trace Mode | Max Hold |

For 150KHz-30MHz

| Spectrum Parameters | Setting |
|---------------------|----------|
| RBW | 9KHz |
| VBW | 9KHz |
| Start frequency | 150KHz |
| Stop frequency | 30MHz |
| Sweep Time | Auto |
| Detector | QP |
| Trace Mode | Max Hold |

For 30MHz-1000MHz

| Spectrum Parameters | Setting |
|---------------------|----------|
| RBW | 120KHz |
| VBW | 300KHz |
| Start frequency | 30MHz |
| Stop frequency | 1000MHz |
| Sweep Time | Auto |
| Detector | QP |
| Trace Mode | Max Hold |

For Above 1GHz

| Spectrum Parameters | Setting |
|---------------------|----------------------------|
| RBW | 1MHz |
| VBW | 3MHz |
| Start frequency | 1GHz |
| Stop frequency | 10 Times Carrier Frequency |
| Sweep Time | Auto |
| Detector | PEAK |
| Trace Mode | Max Hold |

4.4. Test Procedure

- a. EUT was placed on a turn table, which is 0.8 meter high above ground for below 1GHz test, and which is 1.5 meter high above ground for above 1GHz test.
- b. EUT is set 3 meters away from the receiving antenna, which is mounted on a antenna tower.
- c. Set the EUT transmit continuously with maximum output power.
- d. The turn table can rotate 360 degrees to determine the position of the maximum emission level.
- e. The antenna can be moved up and down between 1 meter and 4 meters to find out the maximum emission level. Both horizontal and vertical polarization of the antenna are set on test.
- f. Spectrum analyzer setting parameters in accordance with section 4.3.
- g. Repeat above procedures until all channels were measured.
- h. Record the results in the test report.

Note:

1. For emissions above 1GHz, if peak level comply with average limit, then the average level is deemed to comply with average limit.
2. The frequency 2404.5MHz/2444.5MHz/2479.5MHz are fundamental frequency.

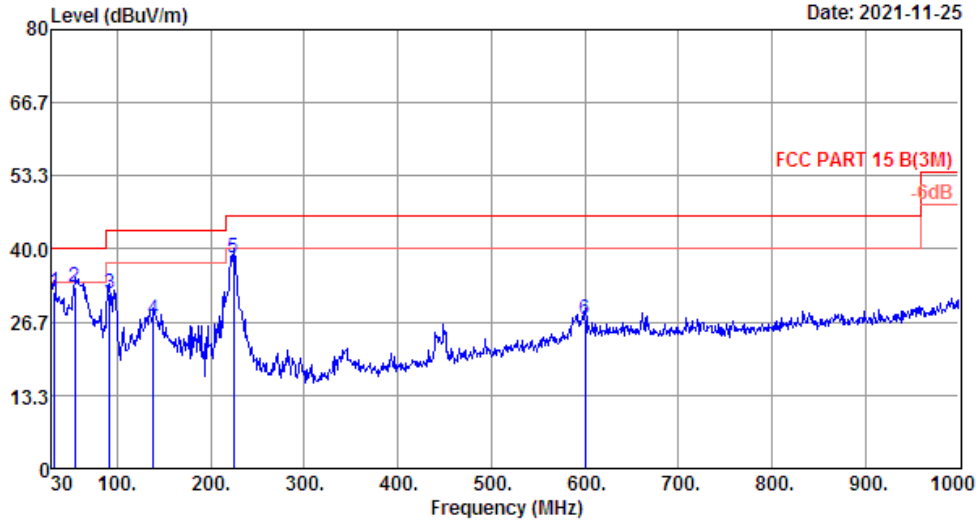
4.5. Test Result

Radiated Emissions Below 1GHz

EST Technology

Chilingxiang, Qishantou, Santun,
Houjie, Dongguan, Guangdong, China
Tel: +86-769-83081888
Fax: +86-769-83081878

Data: 97 File: \\Emc-966-1\test data\2021\RF\SI\Soundlab\Klipsch Cinema 600-Sound Bar.EM6 (120)



Site no. : 1# 966 Chamber Data no. : 97
 Dis. / Ant. : 3m 37062 Ant. pol. : VERTICAL
 Limit : FCC PART 15 B(3M)
 Env. / Ins. : Temp:24.5';Humi:51%;Press:101.52kPa
 Engineer : Viking
 EUT : Soundbar
 Power : AC 120V/60Hz
 M/N : Klipsch Cinema 600-Sound Bar
 Test Mode : TX Mode

| | Freq. (MHz) | ANT Factor (dB/m) | Cable Loss (dB) | Reading (dBuV) | Emission Level (dBuV/m) | Limit (dBuV/m) | Margin (dB) | Remark |
|---|----------------|-------------------------|-----------------------|-------------------|-------------------------------|-------------------|----------------|--------|
| 1 | 32.91 | 16.50 | 0.60 | 15.08 | 32.18 | 40.00 | 7.82 | QP |
| 2 | 54.25 | 6.80 | 0.66 | 25.48 | 32.94 | 40.00 | 7.06 | QP |
| 3 | 92.08 | 9.74 | 1.01 | 21.04 | 31.79 | 43.50 | 11.71 | QP |
| 4 | 138.64 | 12.52 | 1.12 | 13.65 | 27.29 | 43.50 | 16.21 | QP |
| 5 | 224.00 | 10.44 | 1.40 | 26.45 | 38.29 | 46.00 | 7.71 | QP |
| 6 | 600.36 | 20.80 | 2.29 | 4.10 | 27.19 | 46.00 | 18.81 | QP |

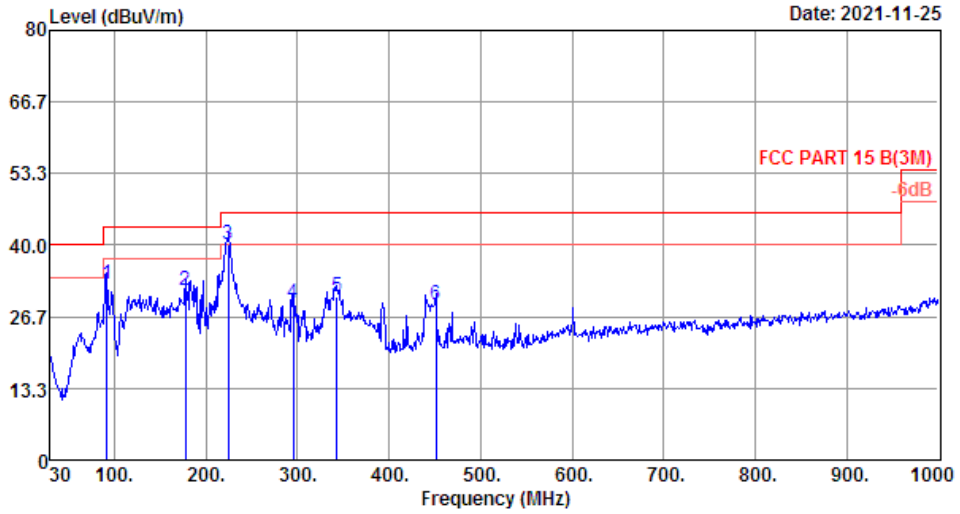
Remarks: 1. Emission Level= Antenna Factor + Cable Loss + Reading.
 2. Margin= Limit - Emission Level.
 3. The emission levels that are 20dB below the official limit are not reported.



EST Technology

Chilingxiang, Qishantou, Santun,
Houjie, Dongguan, Guangdong, China
Tel: +86-769-83081888
Fax: +86-769-83081878

Data: 98 File: \\Emc-966-1\test data\2021\RF\IS\Soundlab\Klipsch Cinema 600-Sound Bar.EM6 (120) Date: 2021-11-25



Site no. : 1# 966 Chamber Data no. : 98
 Dis. / Ant. : 3m 37062 Ant. pol. : HORIZONTAL
 Limit : FCC PART 15 B(3M)
 Env. / Ins. : Temp:24.5';Humi:51%;Press:101.52kPa
 Engineer : Viking
 EUT : Soundbar
 Power : AC 120V/60Hz
 M/N : Klipsch Cinema 600-Sound Bar
 Test Mode : TX Mode

| | ANT | Cable | Emission | | | | | |
|----------------|------------------|--------------|-------------------|-------------------|-------------------|----------------|--------|----|
| Freq. (MHz) | Factor (dB/m) | Loss (dB) | Reading (dBuV) | Level (dBuV/m) | Limit (dBuV/m) | Margin (dB) | Remark | |
| 1 | 92.08 | 9.74 | 1.01 | 22.00 | 32.75 | 43.50 | 10.75 | QP |
| 2 | 177.44 | 9.85 | 1.23 | 20.53 | 31.61 | 43.50 | 11.89 | QP |
| 3 | 224.00 | 10.44 | 1.40 | 28.29 | 40.13 | 46.00 | 5.87 | QP |
| 4 | 295.78 | 13.82 | 1.64 | 13.65 | 29.11 | 46.00 | 16.89 | QP |
| 5 | 343.31 | 15.11 | 1.76 | 13.58 | 30.45 | 46.00 | 15.55 | QP |
| 6 | 450.98 | 17.32 | 1.99 | 9.66 | 28.97 | 46.00 | 17.03 | QP |

Remarks: 1. Emission Level= Antenna Factor + Cable Loss + Reading.
 2. Margin= Limit - Emission Level.
 3. The emission levels that are 20dB below the official limit are not reported.

Note:

1. The amplitude of 9KHz to 30MHz spurious emission that is attenuated by more than 20dB below the permissible limit has no need to be reported.
2. All channels had been pre-test, only the worst case was reported.

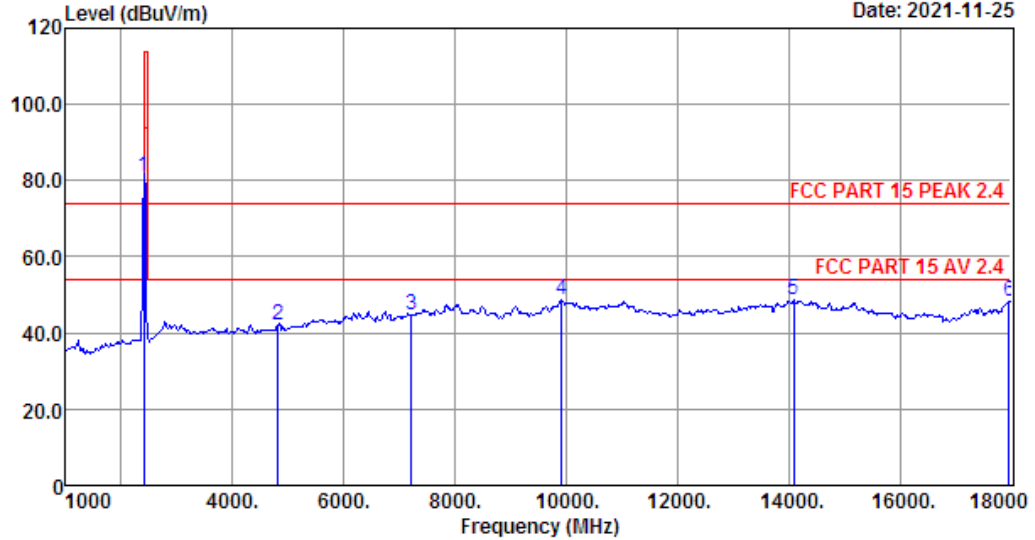


Radiated Emissions Above 1G

Chilingxiang, Qishantou, Santun,
Houjie, Dongguan, Guangdong, China
Tel:+86-769-83081888
Fax:+86-769-83081878

EST Technology

Data: 61 File: \\Emc-966-1\test data\2021\RF\SI\Soundlab\Klipsch Cinema 600-Sound Bar.EM6 (120) Date: 2021-11-25



Site no. : 1# 966 Chamber Data no. : 61
 Dis. / Ant. : 3m ANT9120D 1-18G Ant. pol. : VERTICAL
 Limit : FCC PART 15 PEAK 2.4
 Env. / Ins. : Temp:24.5';Humi:51%;Press:101.52kPa
 Engineer : Viking
 EUT : Soundbar
 Power : AC 120V/60Hz
 M/N : Klipsch Cinema 600-Sound Bar
 Test Mode : TX 2404.5MHz

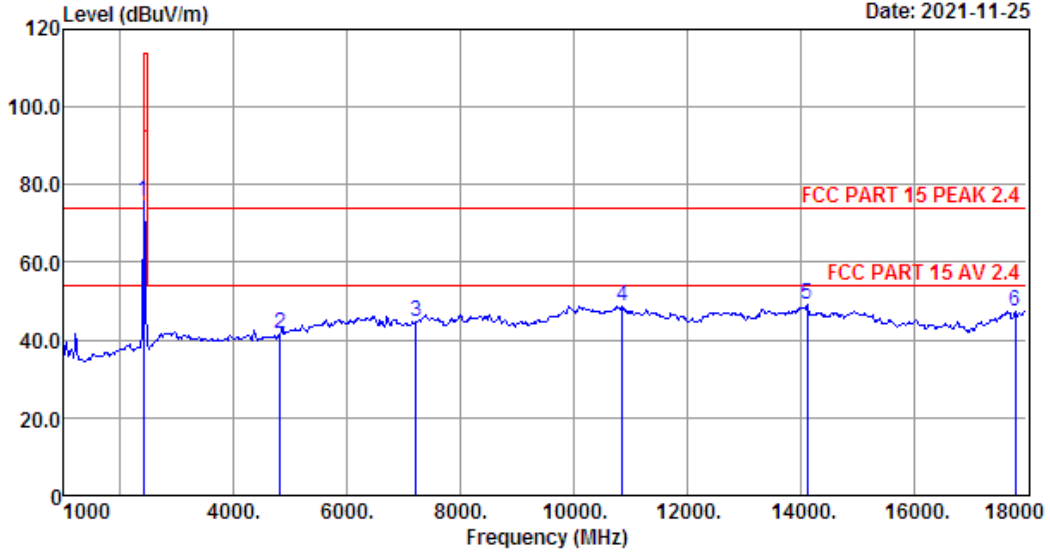
| | Freq. (MHz) | Ant. Factor (dB/m) | Cable Loss (dB) | Amp Factor (dB) | Reading (dBuV) | Emission Level (dBuV/m) | Limits (dBuV/m) | Margin (dB) | Remark |
|---|----------------|--------------------------|-----------------------|-----------------------|-------------------|-------------------------------|--------------------|----------------|--------|
| 1 | 2404.50 | 27.28 | 1.46 | 34.64 | 86.92 | 81.02 | 114.00 | 32.98 | Peak |
| 2 | 4809.00 | 31.12 | 3.25 | 34.66 | 42.30 | 42.01 | 74.00 | 31.99 | Peak |
| 3 | 7213.50 | 36.25 | 5.19 | 34.82 | 37.89 | 44.51 | 74.00 | 29.49 | Peak |
| 4 | 9925.00 | 38.76 | 5.84 | 34.21 | 38.23 | 48.62 | 74.00 | 25.38 | Peak |
| 5 | 14090.00 | 41.08 | 6.59 | 34.33 | 35.18 | 48.52 | 74.00 | 25.48 | Peak |
| 6 | 17966.00 | 48.63 | 8.22 | 34.30 | 25.87 | 48.42 | 74.00 | 25.58 | Peak |

Remarks: 1. Emission Level= Antenna Factor + Cable Loss - Amp Factor + Reading.
 2. Margin= Limit - Emission Level.
 3. The emission levels that are 20dB below the official limit are not reported.

EST Technology

Chilingxiang, Qishantou, Santun,
Houjie, Dongguan, Guangdong, China
Tel: +86-769-83081888
Fax: +86-769-83081878

Data: 62 File: \\Emc-966-1\test data\2021\RFIS\Soundlab\Klipsch Cinema 600-Sound Bar.EM6 (120) Date: 2021-11-25



Site no. : 1# 966 Chamber Data no. : 62
 Dis. / Ant. : 3m ANT9120D 1-18G Ant. pol. : HORIZONTAL
 Limit : FCC PART 15 PEAK 2.4
 Env. / Ins. : Temp:24.5';Humi:51%;Press:101.52kPa
 Engineer : Viking
 EUT : Soundbar
 Power : AC 120V/60Hz
 M/N : Klipsch Cinema 600-Sound Bar
 Test Mode : TX 2404.5MHz

| | Freq. (MHz) | Ant. Factor (dB/m) | Cable Loss (dB) | Amp Factor (dB) | Reading (dBuV) | Emission Level (dBuV/m) | Limits (dBuV/m) | Margin (dB) | Remark |
|---|----------------|--------------------------|-----------------------|-----------------------|-------------------|-------------------------------|--------------------|----------------|--------|
| 1 | 2404.50 | 27.28 | 1.46 | 34.64 | 81.48 | 75.58 | 114.00 | 38.42 | Peak |
| 2 | 4809.00 | 31.12 | 3.25 | 34.66 | 42.09 | 41.80 | 74.00 | 32.20 | Peak |
| 3 | 7213.50 | 36.25 | 5.19 | 34.82 | 37.89 | 44.51 | 74.00 | 29.49 | Peak |
| 4 | 10860.00 | 39.76 | 6.09 | 34.46 | 37.49 | 48.88 | 74.00 | 25.12 | Peak |
| 5 | 14124.00 | 41.08 | 6.62 | 34.34 | 35.87 | 49.23 | 74.00 | 24.77 | Peak |
| 6 | 17796.00 | 47.27 | 8.11 | 34.32 | 26.30 | 47.36 | 74.00 | 26.64 | Peak |

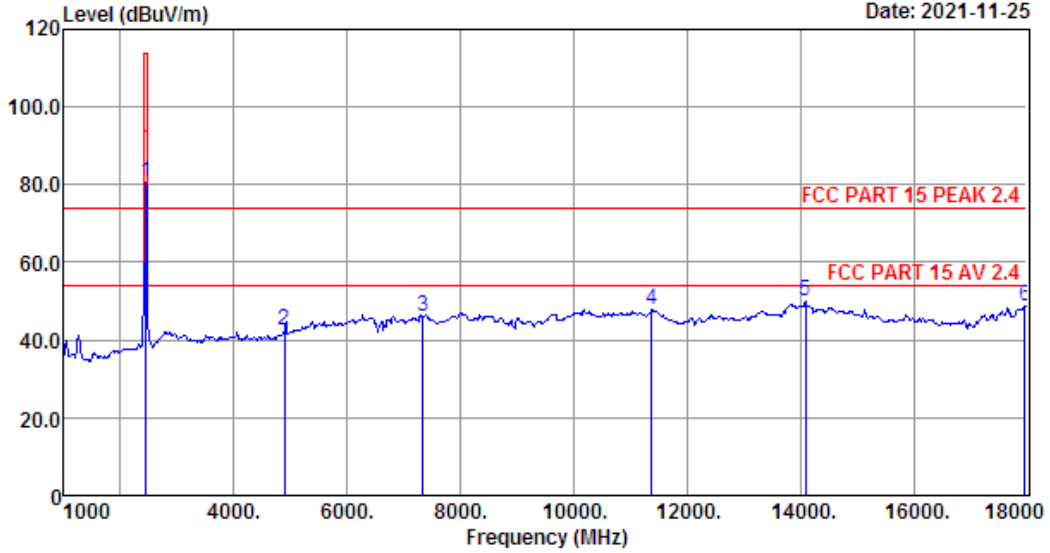
Remarks: 1. Emission Level= Antenna Factor + Cable Loss - Amp Factor + Reading.
 2. Margin= Limit - Emission Level.
 3. The emission levels that are 20dB below the official limit are not reported.



EST Technology

Chilingxiang, Qishantou, Santun,
Houjie, Dongguan, Guangdong, China
Tel: +86-769-83081888
Fax: +86-769-83081878

Data: 63 File: \\Emc-966-1\test data\2021\RFIS\Soundlab\Klipsch Cinema 600-Sound Bar.EM6 (120) Date: 2021-11-25



Site no. : 1# 966 Chamber Data no. : 63
 Dis. / Ant. : 3m ANT9120D 1-18G Ant. pol. : HORIZONTAL
 Limit : FCC PART 15 PEAK 2.4
 Env. / Ins. : Temp:24.5';Humi:51%;Press:101.52kPa
 Engineer : Viking
 EUT : Soundbar
 Power : AC 120V/60Hz
 M/N : Klipsch Cinema 600-Sound Bar
 Test Mode : TX 2444.5MHz

| | Freq. (MHz) | Ant. Factor (dB/m) | Cable Loss (dB) | Amp Factor (dB) | Reading (dBuV) | Emission Level (dBuV/m) | Limits (dBuV/m) | Margin (dB) | Remark |
|---|----------------|--------------------------|-----------------------|-----------------------|-------------------|-------------------------------|--------------------|----------------|--------|
| 1 | 2444.50 | 27.33 | 1.47 | 34.62 | 86.48 | 80.66 | 114.00 | 33.34 | Peak |
| 2 | 4889.00 | 31.43 | 3.32 | 34.68 | 42.54 | 42.61 | 74.00 | 31.39 | Peak |
| 3 | 7333.50 | 36.49 | 5.23 | 34.83 | 38.97 | 45.86 | 74.00 | 28.14 | Peak |
| 4 | 11370.00 | 39.90 | 6.14 | 34.61 | 36.50 | 47.93 | 74.00 | 26.07 | Peak |
| 5 | 14090.00 | 41.08 | 6.59 | 34.33 | 36.61 | 49.95 | 74.00 | 24.05 | Peak |
| 6 | 17966.00 | 48.63 | 8.22 | 34.30 | 26.12 | 48.67 | 74.00 | 25.33 | Peak |

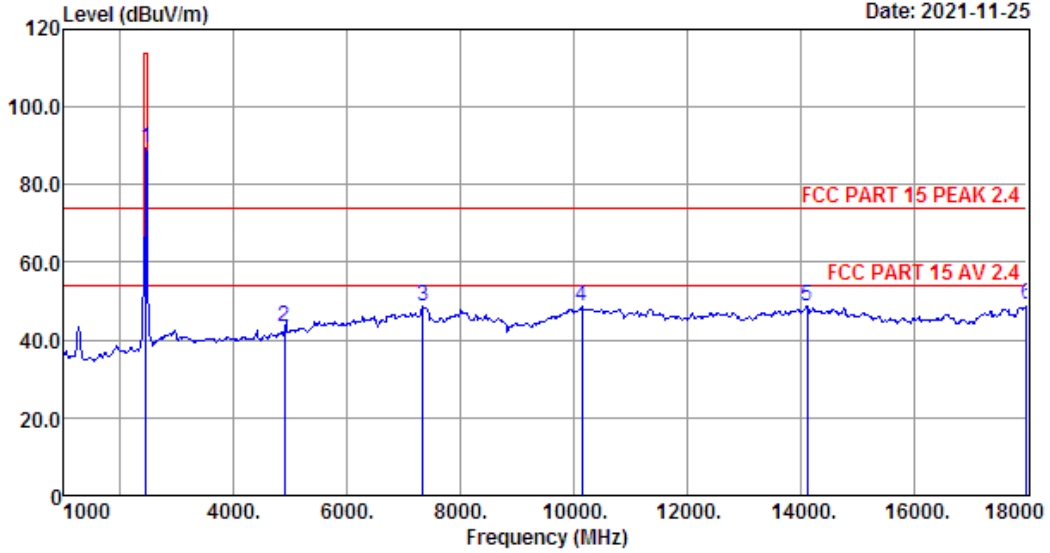
Remarks: 1. Emission Level= Antenna Factor + Cable Loss - Amp Factor + Reading.
 2. Margin= Limit - Emission Level.
 3. The emission levels that are 20dB below the official limit are not reported.



EST Technology

Chilingxiang, Qishantou, Santun,
Houjie, Dongguan, Guangdong, China
Tel: +86-769-83081888
Fax: +86-769-83081878

Data: 64 File: \\Emc-966-1\test data\2021\RFIS\Soundlab\Klipsch Cinema 600-Sound Bar.EM6 (120) Date: 2021-11-25



Site no. : 1# 966 Chamber Data no. : 64
 Dis. / Ant. : 3m ANT9120D 1-18G Ant. pol. : VERTICAL
 Limit : FCC PART 15 PEAK 2.4
 Env. / Ins. : Temp:24.5';Humi:51%;Press:101.52kPa
 Engineer : Viking
 EUT : Soundbar
 Power : AC 120V/60Hz
 M/N : Klipsch Cinema 600-Sound Bar
 Test Mode : TX 2444.5MHz

| | Freq. (MHz) | Ant. Factor (dB/m) | Cable Loss (dB) | Amp Factor (dB) | Reading (dBuV) | Emission Level (dBuV/m) | Limits (dBuV/m) | Margin (dB) | Remark |
|---|----------------|--------------------------|-----------------------|-----------------------|-------------------|-------------------------------|--------------------|----------------|--------|
| 1 | 2444.50 | 27.33 | 1.47 | 34.62 | 95.38 | 89.56 | 114.00 | 24.44 | Peak |
| 2 | 4889.00 | 31.43 | 3.32 | 34.68 | 43.40 | 43.47 | 74.00 | 30.53 | Peak |
| 3 | 7333.50 | 36.49 | 5.23 | 34.83 | 41.81 | 48.70 | 74.00 | 25.30 | Peak |
| 4 | 10146.00 | 39.05 | 5.93 | 34.25 | 37.98 | 48.71 | 74.00 | 25.29 | Peak |
| 5 | 14124.00 | 41.08 | 6.62 | 34.34 | 35.43 | 48.79 | 74.00 | 25.21 | Peak |
| 6 | 18000.00 | 48.90 | 8.24 | 34.30 | 26.32 | 49.16 | 74.00 | 24.84 | Peak |

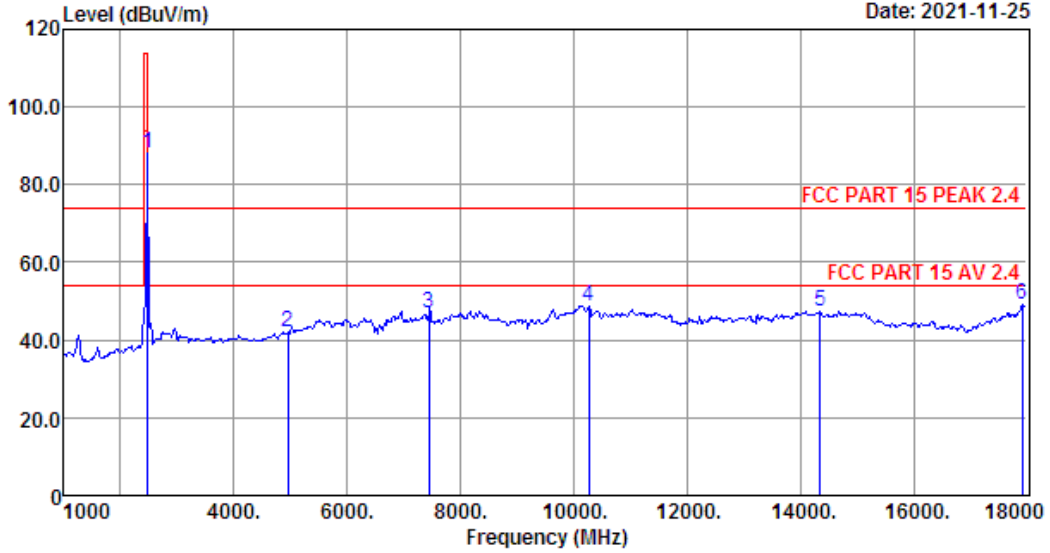
Remarks: 1. Emission Level= Antenna Factor + Cable Loss - Amp Factor + Reading.
 2. Margin= Limit - Emission Level.
 3. The emission levels that are 20dB below the official limit are not reported.



EST Technology

Chilingxiang, Qishantou, Santun,
Houjie, Dongguan, Guangdong, China
Tel: +86-769-83081888
Fax: +86-769-83081878

Data: 65 File: \\Emc-966-1\test data\2021\RFIS\Soundlab\Klipsch Cinema 600-Sound Bar.EM6 (120) Date: 2021-11-25



Site no. : 1# 966 Chamber Data no. : 65
 Dis. / Ant. : 3m ANT9120D 1-18G Ant. pol. : VERTICAL
 Limit : FCC PART 15 PEAK 2.4
 Env. / Ins. : Temp:24.5';Humi:51%;Press:101.52kPa
 Engineer : Viking
 EUT : Soundbar
 Power : AC 120V/60Hz
 M/N : Klipsch Cinema 600-Sound Bar
 Test Mode : TX 2479.5MHz

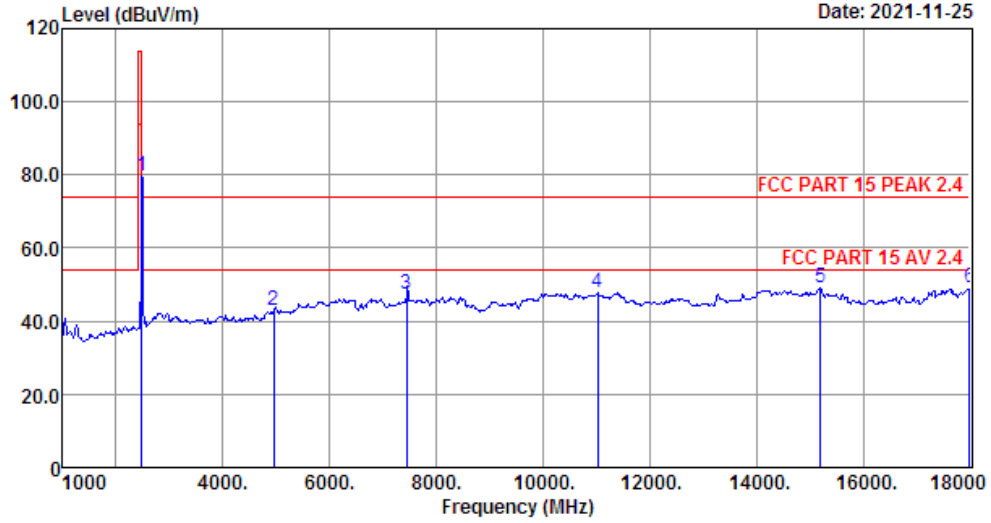
| | Freq. (MHz) | Ant. Factor (dB/m) | Cable Loss (dB) | Amp Factor (dB) | Reading (dBuV) | Emission Level (dBuV/m) | Limits (dBuV/m) | Margin (dB) | Remark |
|---|----------------|--------------------------|-----------------------|-----------------------|-------------------|-------------------------------|--------------------|----------------|--------|
| 1 | 2479.50 | 27.38 | 1.48 | 34.61 | 93.88 | 88.13 | 114.00 | 25.87 | Peak |
| 2 | 4959.00 | 31.68 | 3.38 | 34.69 | 41.86 | 42.23 | 74.00 | 31.77 | Peak |
| 3 | 7438.50 | 36.70 | 5.26 | 34.84 | 39.84 | 46.96 | 74.00 | 27.04 | Peak |
| 4 | 10265.00 | 39.17 | 5.96 | 34.28 | 38.01 | 48.86 | 74.00 | 25.14 | Peak |
| 5 | 14345.00 | 41.03 | 6.79 | 34.40 | 34.03 | 47.45 | 74.00 | 26.55 | Peak |
| 6 | 17915.00 | 48.22 | 8.18 | 34.31 | 26.99 | 49.08 | 74.00 | 24.92 | Peak |

Remarks: 1. Emission Level= Antenna Factor + Cable Loss - Amp Factor + Reading.
 2. Margin= Limit - Emission Level.
 3. The emission levels that are 20dB below the official limit are not reported.

EST Technology

Chilingxiang, Qishantou, Santun,
Houjie, Dongguan, Guangdong, China
Tel: +86-769-83081888
Fax: +86-769-83081878

Data: 66 File: \\Emc-966-1\test data\2021\RF\SI\Soundlab\Klipsch Cinema 600-Sound Bar.EM6 (120) Date: 2021-11-25



Site no. : 1# 966 Chamber Data no. : 66
 Dis. / Ant. : 3m ANT9120D 1-18G Ant. pol. : HORIZONTAL
 Limit : FCC PART 15 PEAK 2.4
 Env. / Ins. : Temp:24.5'; Humi:51%; Press:101.52kPa
 Engineer : Viking
 EUT : Soundbar
 Power : AC 120V/60Hz
 M/N : Klipsch Cinema 600-Sound Bar
 Test Mode : TX 2479.5MHz

| | Freq. (MHz) | Ant. Factor (dB/m) | Cable Loss (dB) | Amp Factor (dB) | Reading (dBuV) | Emission Level (dBuV/m) | Limits (dBuV/m) | Margin (dB) | Remark |
|---|----------------|--------------------------|-----------------------|-----------------------|-------------------|-------------------------------|--------------------|----------------|--------|
| 1 | 2479.50 | 27.38 | 1.48 | 34.61 | 85.50 | 79.75 | 114.00 | 34.25 | Peak |
| 2 | 4959.00 | 31.68 | 3.38 | 34.69 | 42.44 | 42.81 | 74.00 | 31.19 | Peak |
| 3 | 7438.50 | 36.70 | 5.26 | 34.84 | 40.41 | 47.53 | 74.00 | 26.47 | Peak |
| 4 | 11030.00 | 39.90 | 6.11 | 34.51 | 36.14 | 47.64 | 74.00 | 26.36 | Peak |
| 5 | 15195.00 | 40.69 | 6.67 | 34.52 | 36.17 | 49.01 | 74.00 | 24.99 | Peak |
| 6 | 18000.00 | 48.90 | 8.24 | 34.30 | 26.25 | 49.09 | 74.00 | 24.91 | Peak |

Remarks: 1. Emission Level= Antenna Factor + Cable Loss - Amp Factor + Reading.
 2. Margin= Limit - Emission Level.
 3. The emission levels that are 20dB below the official limit are not reported.

Note:

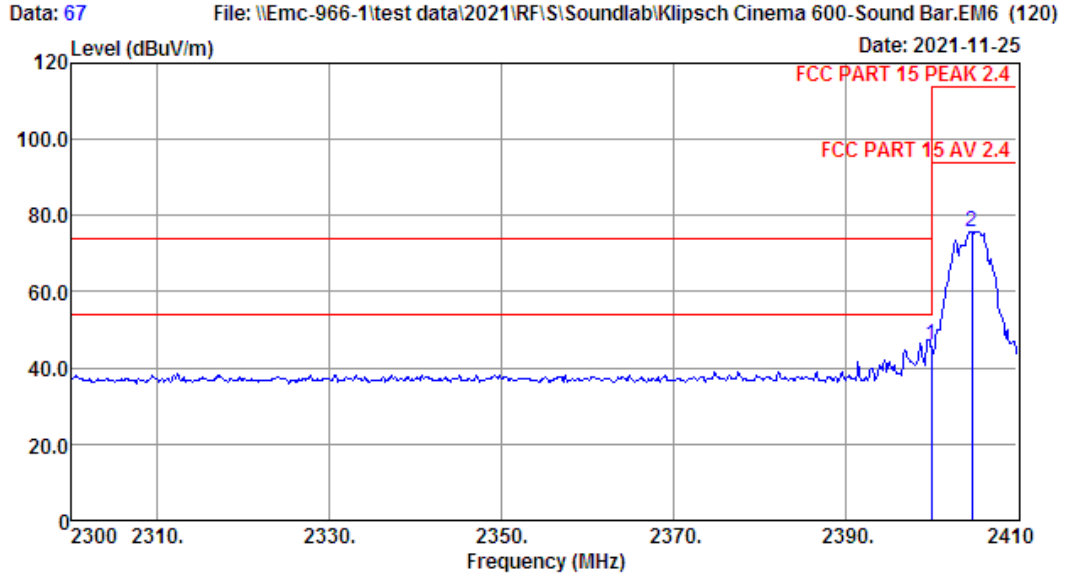
1. The amplitude of 18GHz to 25GHz spurious emission that is attenuated by more than 20dB below the permissible limit has no need to be reported.



Radiated Band Edge

EST Technology

Chilingxiang, Qishantou, Santun,
Houjie, Dongguan,Guangdong,China
Tel:+86-769-83081888
Fax:+86-769-83081878



Site no. : 1# 966 Chamber Data no. : 67
 Dis. / Ant. : 3m ANT9120D 1-18G Ant. pol. : HORIZONTAL
 Limit : FCC PART 15 PEAK 2.4
 Env. / Ins. : Temp:24.5';Humi:51%;Press:101.52kPa
 Engineer : Viking
 EUT : Soundbar
 Power : AC 120V/60Hz
 M/N : Klipsch Cinema 600-Sound Bar
 Test Mode : TX 2404.5MHz

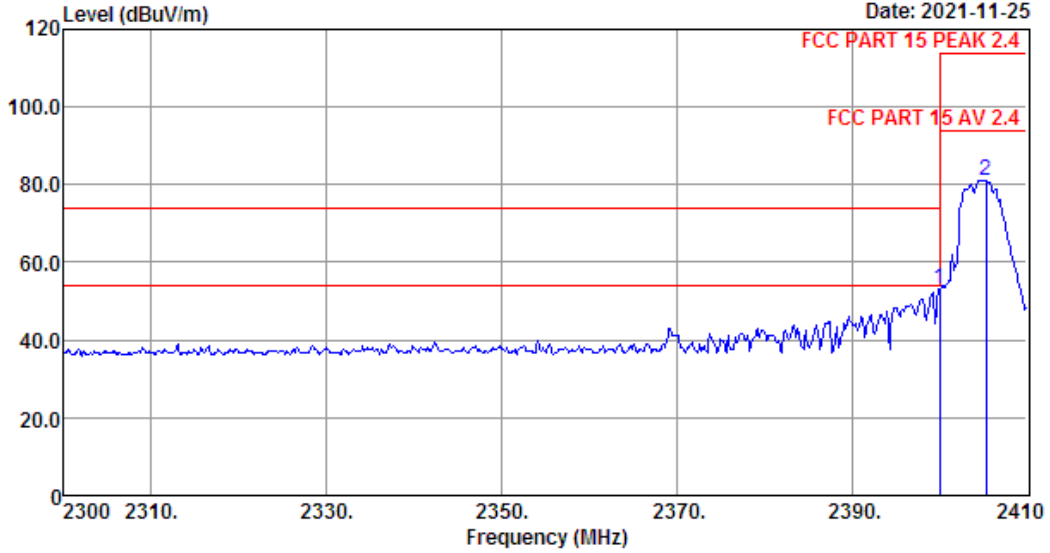
| | Freq. (MHz) | Ant. Factor (dB/m) | Cable Loss (dB) | Amp Factor (dB) | Reading (dBUV) | Emission Level (dBUV/m) | Limits (dBUV/m) | Margin (dB) | Remark |
|---|----------------|--------------------------|-----------------------|-----------------------|-------------------|-------------------------------|--------------------|----------------|--------|
| 1 | 2400.00 | 27.26 | 1.45 | 34.64 | 52.08 | 46.15 | 74.00 | 27.85 | Peak |
| 2 | 2404.72 | 27.28 | 1.46 | 34.64 | 81.75 | 75.85 | 114.00 | 38.15 | Peak |

Remarks: 1. Emission Level= Antenna Factor + Cable Loss - Amp Factor + Reading.
 2. Margin= Limit - Emission Level.
 3. The emission levels that are 20dB below the official limit are not reported.

EST Technology

Chilingxiang, Qishantou, Santun,
Houjie, Dongguan, Guangdong, China
Tel: +86-769-83081888
Fax: +86-769-83081878

Data: 68 File: \\Emc-966-1\test data\2021\RF\IS\Soundlab\Klipsch Cinema 600-Sound Bar.EM6 (120) Date: 2021-11-25

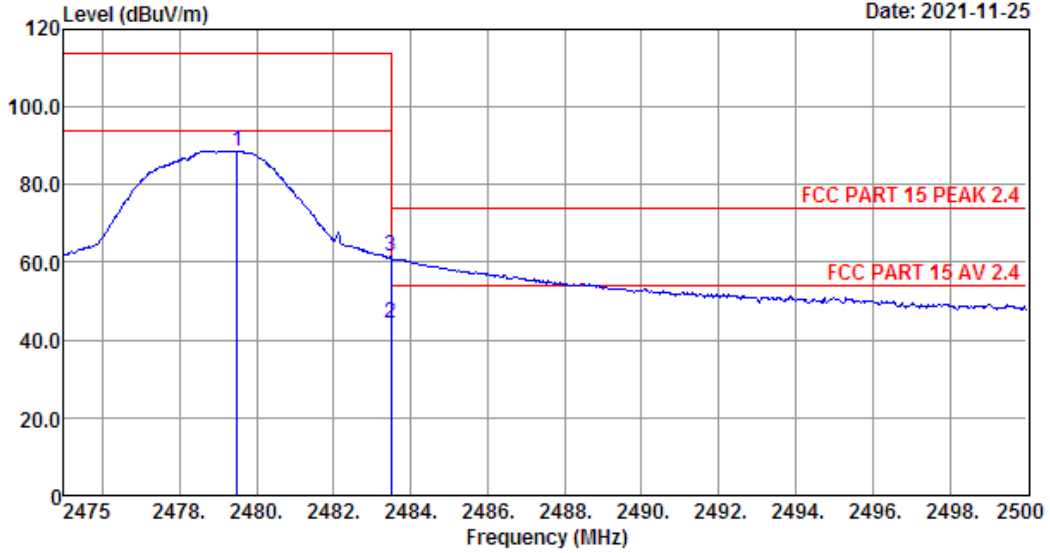


Site no. : 1# 966 Chamber Data no. : 68
 Dis. / Ant. : 3m ANT9120D 1-18G Ant. pol. : VERTICAL
 Limit : FCC PART 15 PEAK 2.4
 Env. / Ins. : Temp:24.5';Humi:51%;Press:101.52kPa
 Engineer : Viking
 EUT : Soundbar
 Power : AC 120V/60Hz
 M/N : Klipsch Cinema 600-Sound Bar
 Test Mode : TX 2404.5MHz

| | Freq. (MHz) | Ant. Factor (dB/m) | Cable Loss (dB) | Amp Factor (dB) | Reading (dBuV) | Emission Level (dBuV/m) | Limits (dBuV/m) | Margin (dB) | Remark |
|---|----------------|--------------------------|-----------------------|-----------------------|-------------------|-------------------------------|--------------------|----------------|--------|
| 1 | 2400.00 | 27.26 | 1.45 | 34.64 | 58.97 | 53.04 | 74.00 | 20.96 | Peak |
| 2 | 2405.38 | 27.28 | 1.46 | 34.64 | 86.95 | 81.05 | 114.00 | 32.95 | Peak |

Remarks: 1. Emission Level= Antenna Factor + Cable Loss - Amp Factor + Reading.
 2. Margin= Limit - Emission Level.
 3. The emission levels that are 20dB below the official limit are not reported.

Data: 69 File: \\Emc-966-1\test data\2021\RFIS\Soundlab\Klipsch Cinema 600-Sound Bar.EM6 (120) Date: 2021-11-25



Site no. : 1# 966 Chamber Data no. : 69
 Dis. / Ant. : 3m ANT9120D 1-18G Ant. pol. : VERTICAL
 Limit : FCC PART 15 PEAK 2.4
 Env. / Ins. : Temp:24.5';Humi:51%;Press:101.52kPa
 Engineer : Viking
 EUT : Soundbar
 Power : AC 120V/60Hz
 M/N : Klipsch Cinema 600-Sound Bar
 Test Mode : TX 2479.5MHz

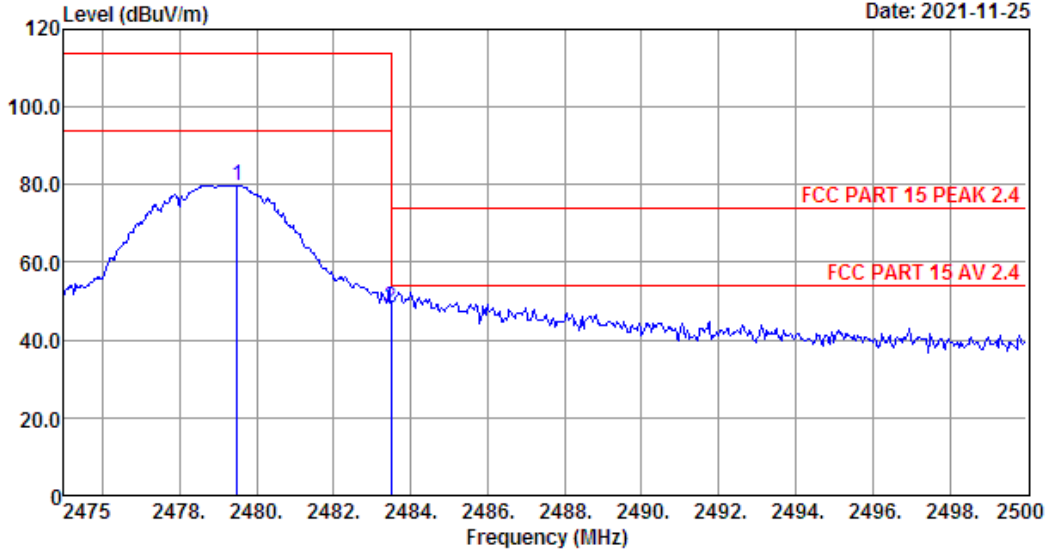
| | Freq. (MHz) | Ant. Factor (dB/m) | Cable Loss (dB) | Amp Factor (dB) | Reading (dBuV) | Emission Level (dBuV/m) | Limits (dBuV/m) | Margin (dB) | Remark |
|---|----------------|--------------------------|-----------------------|-----------------------|-------------------|-------------------------------|--------------------|----------------|---------|
| 1 | 2479.50 | 27.38 | 1.48 | 34.61 | 94.45 | 88.70 | 114.00 | 25.30 | Peak |
| 2 | 2483.50 | 27.38 | 1.48 | 34.61 | 49.84 | 44.09 | 54.00 | 9.91 | Average |
| 3 | 2483.50 | 27.38 | 1.48 | 34.61 | 67.16 | 61.41 | 74.00 | 12.59 | Peak |

Remarks: 1. Emission Level= Antenna Factor + Cable Loss - Amp Factor + Reading.
 2. Margin= Limit - Emission Level.
 3. The emission levels that are 20dB below the official limit are not reported.

EST Technology

Chilingxiang, Qishantou, Santun,
Houjie, Dongguan, Guangdong, China
Tel: +86-769-83081888
Fax: +86-769-83081878

Data: 70 File: \\Emc-966-1\test data\2021\RFIS\Soundlab\Klipsch Cinema 600-Sound Bar.EM6 (120) Date: 2021-11-25



Site no. : 1# 966 Chamber Data no. : 70
 Dis. / Ant. : 3m ANT9120D 1-18G Ant. pol. : HORIZONTAL
 Limit : FCC PART 15 PEAK 2.4
 Env. / Ins. : Temp:24.5';Humi:51%;Press:101.52kPa
 Engineer : Viking
 EUT : Soundbar
 Power : AC 120V/60Hz
 M/N : Klipsch Cinema 600-Sound Bar
 Test Mode : TX 2479.5MHz

| | Freq. (MHz) | Ant. Factor (dB/m) | Cable Loss (dB) | Amp Factor (dB) | Reading (dBuV) | Emission Level (dBuV/m) | Limits (dBuV/m) | Margin (dB) | Remark |
|---|----------------|--------------------------|-----------------------|-----------------------|-------------------|-------------------------------|--------------------|----------------|--------|
| 1 | 2479.50 | 27.38 | 1.48 | 34.61 | 85.57 | 79.82 | 114.00 | 34.18 | Peak |
| 2 | 2483.50 | 27.38 | 1.48 | 34.61 | 53.91 | 48.16 | 74.00 | 25.84 | Peak |

Remarks: 1. Emission Level= Antenna Factor + Cable Loss - Amp Factor + Reading.
 2. Margin= Limit - Emission Level.
 3. The emission levels that are 20dB below the official limit are not reported.

5. 20DB BANDWIDTH

5.1. Limit

Intentional radiators operating under the alternative provisions to the general emission limits, as contained in §§15.217 through 15.257 and in subpart E of this part, must be designed to ensure that the 20 dB bandwidth of the emission, or whatever bandwidth may otherwise be specified in the specific rule section under which the equipment operates, is contained within the frequency band designated in the rule section under which the equipment is operated. In the case of intentional radiators operating under the provisions of subpart E, the emission bandwidth may span across multiple contiguous frequency bands identified in that subpart. The requirement to contain the designated bandwidth of the emission within the specified frequency band includes the effects from frequency sweeping, frequency hopping and other modulation techniques that may be employed as well as the frequency stability of the transmitter over expected variations in temperature and supply voltage. If a frequency stability is not specified in the regulations, it is recommended that the fundamental emission be kept within at least the central 80% of the permitted band in order to minimize the possibility of out-of-band operation.

5.2. Test Setup



5.3. Spectrum Analyzer Setting

| Spectrum Parameters | Setting |
|---------------------|----------------------------------|
| RBW | 1%~5% OBW |
| VBW | 3×RBW |
| Span | two times and five times the OBW |
| Sweep Time | Auto |
| Detector | Peak |
| Trace Mode | Max Hold |

5.4. Test Procedure

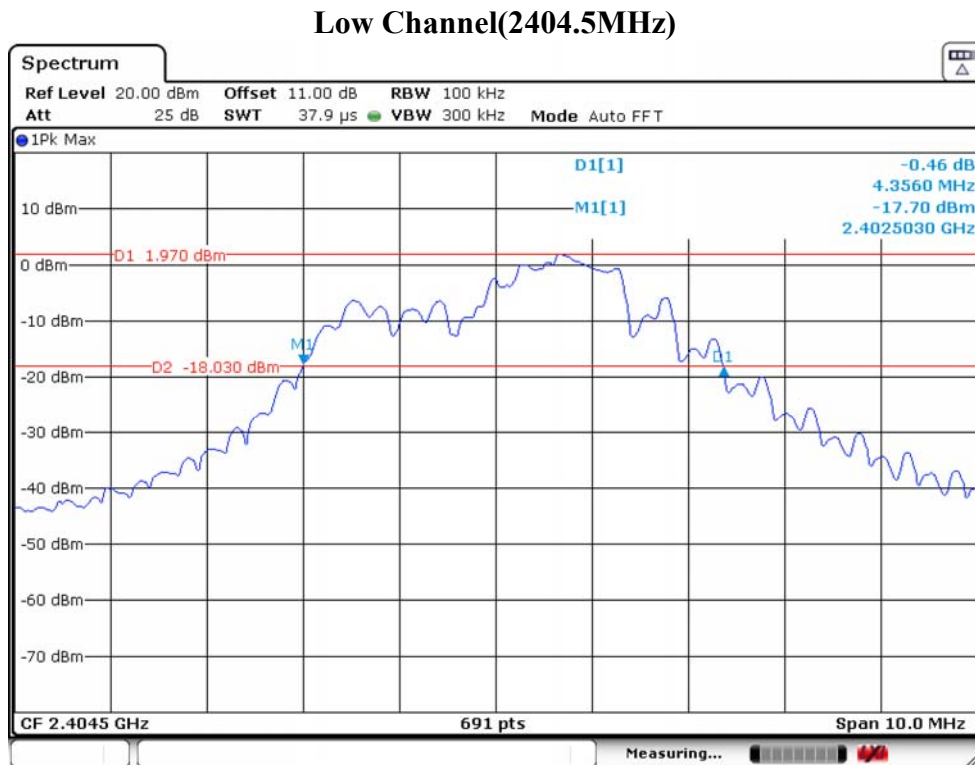
- a. Connect EUT antenna terminal to the spectrum analyzer with RF cable.
- b. Spectrum analyzer setting parameters in accordance with section 5.3.
- c. Set the EUT transmit continuously with maximum output power.
- d. Allow trace to stabilize, measure the maximum width of the emission that is constrained by the frequencies associated with the two outermost amplitude points (upper and lower frequencies) that are attenuated by 20 dB relative to the maximum level measured in the fundamental emission.
- e. Repeat above procedures until all modes and channels were measured.
- f. Record the results in the test report.

5.5. Test Condition

| | | | | | |
|-------------|--------|-------------------|-----|--------------|--------------|
| Temperature | 25.2°C | Relative Humidity | 53% | Test Voltage | AC 120V/60Hz |
|-------------|--------|-------------------|-----|--------------|--------------|

5.6. Test Result

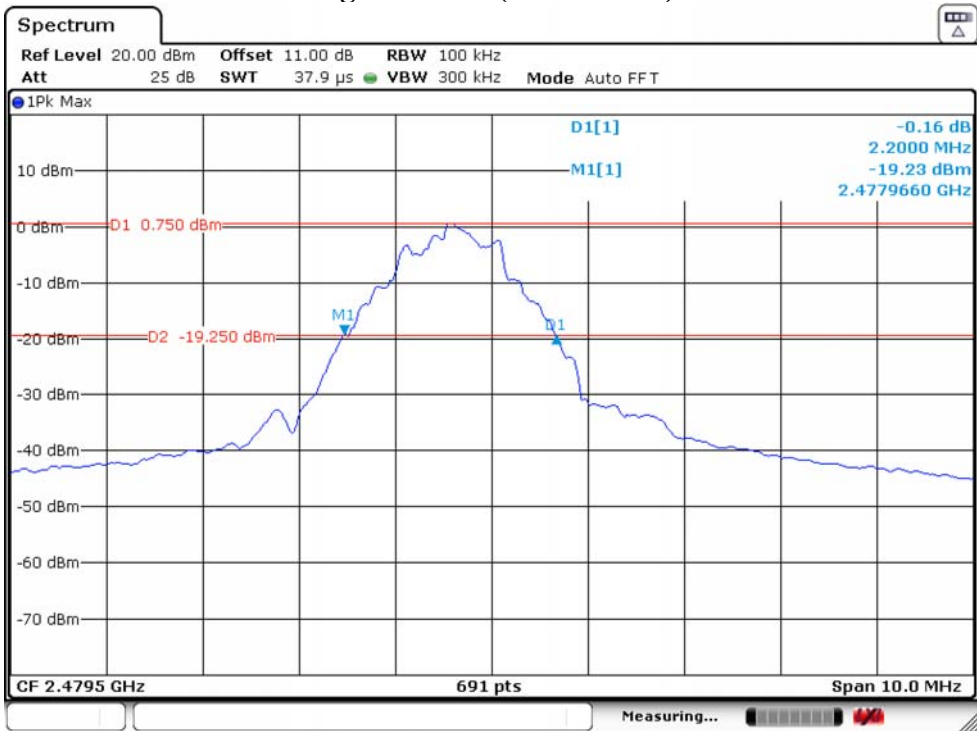
| Test Frequency (MHz) | 20dB Bandwidth (MHz) | Result |
|----------------------|----------------------|--------|
| 2404.5 | 4.3560 | Pass |
| 2444.5 | 2.8650 | Pass |
| 2479.5 | 2.2000 | Pass |



Middle Channel(2444.5MHz)



High Channel(2479.5MHz)



6. AC POWER LINE CONDUCTED EMISSIONS

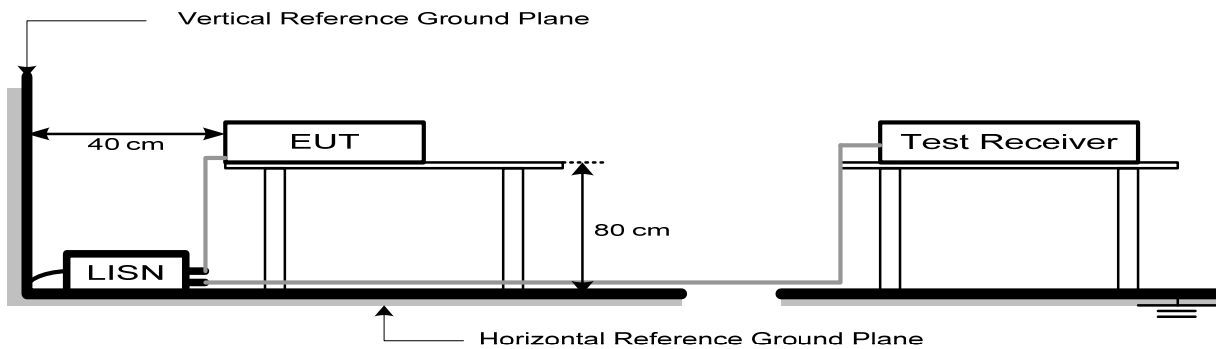
6.1. Limit

| Frequency | Maximum RF Line Voltage | |
|-----------------|----------------------------|-------------------------|
| | Quasi-Peak Level dB(μV) | Average Level dB(μV) |
| 150kHz ~ 500kHz | 66 ~ 56* | 56 ~ 46* |
| 500kHz ~ 5MHz | 56 | 46 |
| 5MHz ~ 30MHz | 60 | 50 |

Note:

1. * Decreasing linearly with logarithm of frequency.
2. The lower limit shall apply at the transition frequencies.

6.2. Test Setup



6.3. Spectrum Analyzer Setting

| Spectrum Parameters | Setting |
|---------------------|----------|
| RBW | 9KHz |
| VBW | 9KHz |
| Start frequency | 150KHz |
| Stop frequency | 30MHz |
| Sweep Time | Auto |
| Detector | QP/AVG |
| Trace Mode | Max Hold |

6.4. Test Procedure

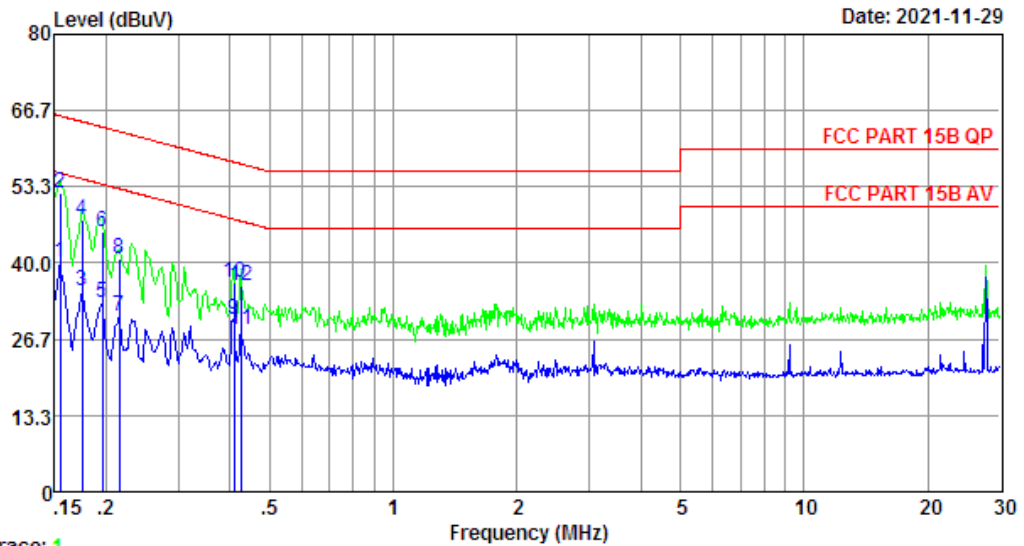
- a. The EUT was placed on a non-metallic table, 80cm above the ground plane.
- b. The EUT Power connected to the power mains through a line impedance stabilization network.
- c. Provides a 50 ohm coupling impedance for the EUT (Please refer the block diagram of the test setup and photographs).
- d. Set the EUT transmit continuously with maximum output power.
- e. Spectrum analyzer setting parameters in accordance with section 6.3.
- f. The AC line are checked to find out the maximum conducted emission. In order to find the maximum emission levels, the relative positions of equipment and all of the interface cables shall be changed according to ANSI C63.10: 2013 on Conducted Emission Test.
- g. Record the results in the test report.

6.5. Test Result

EST Technology

Chilingxiang, Qishantou, Santun,
Houjie, Dongguan, Guangdong, China
Tel: +86-769-83081888
Fax: +86-769-83081878

Data: 2 File: \\Emc-ce-1\Test data\2021\RF\S\Shang lan bo\Klipsch Cinema 600-Sound Bar.EM6 (24)



Trace: 1
 Site no : 1#CE Shield Room Data no. : 2
 Env. / Ins. : Temp:23.3'C Humi:53% Press:101.20kPa LINE Phase : LINE
 Limit : FCC PART 15B QP
 Engineer : ZSX
 EUT : Soundbar
 Power : AC 120V/60Hz
 M/N : Klipsch Cinema 600-Sound Bar
 Test Mode : TX Mode

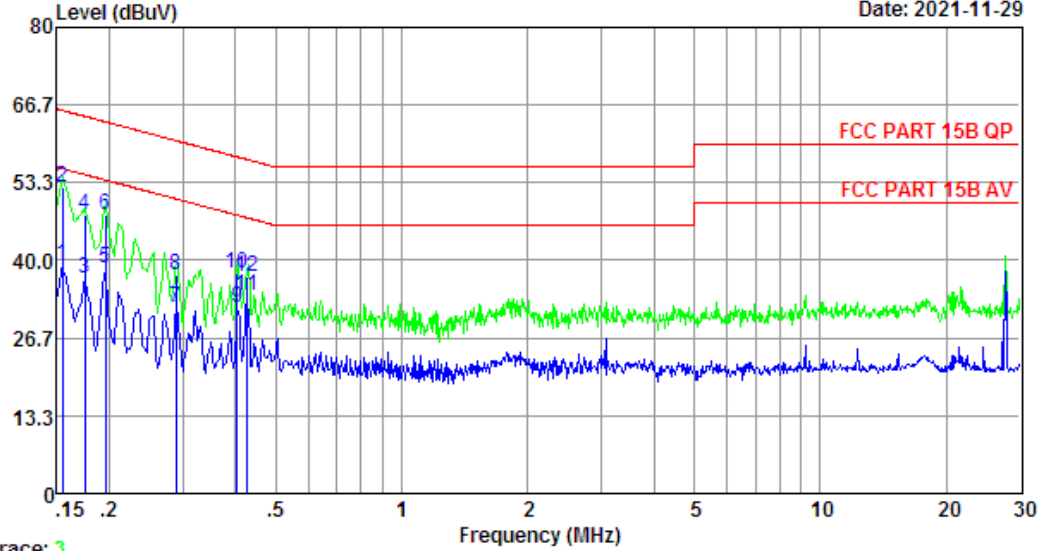
| | Freq. (MHz) | LISN Factor (dB) | Cable Loss (dB) | Reading (dBuV) | Emission Level (dBuV) | Limits (dBuV) | Margin (dB) | Remark |
|----|-------------|------------------|-----------------|----------------|-----------------------|---------------|-------------|---------|
| 1 | 0.15 | 9.98 | 9.69 | 20.36 | 40.03 | 55.74 | 15.71 | Average |
| 2 | 0.15 | 9.98 | 9.69 | 32.56 | 52.23 | 65.74 | 13.51 | QP |
| 3 | 0.17 | 9.89 | 9.77 | 15.51 | 35.17 | 54.72 | 19.55 | Average |
| 4 | 0.17 | 9.89 | 9.77 | 27.79 | 47.45 | 64.72 | 17.27 | QP |
| 5 | 0.20 | 9.89 | 9.77 | 13.41 | 33.07 | 53.80 | 20.73 | Average |
| 6 | 0.20 | 9.89 | 9.77 | 25.81 | 45.47 | 63.80 | 18.33 | QP |
| 7 | 0.22 | 9.91 | 9.84 | 10.88 | 30.63 | 53.01 | 22.38 | Average |
| 8 | 0.22 | 9.91 | 9.84 | 20.94 | 40.69 | 63.01 | 22.32 | QP |
| 9 | 0.41 | 9.68 | 9.92 | 10.59 | 30.19 | 47.64 | 17.45 | Average |
| 10 | 0.41 | 9.68 | 9.92 | 17.13 | 36.73 | 57.64 | 20.91 | QP |
| 11 | 0.43 | 9.71 | 9.92 | 8.78 | 28.41 | 47.33 | 18.92 | Average |
| 12 | 0.43 | 9.71 | 9.92 | 16.53 | 36.16 | 57.33 | 21.17 | QP |

Remarks: 1. Emission Level= LISN Factor + Cable Loss + Reading.
 2. Margin= Limit - Emission Level.
 3. If the average limit is met when using a quasi-peak detector, the EUT shall be deemed to meet both limits and measurement with average detector is unnecessary.



Data: 4 File: \\Emc-ce-1\Test data\2021\RF\SI\Shang lan bo\Klipsch Cinema 600-Sound Bar.EM6 (24)

Date: 2021-11-29



Trace: 3
 Site no : 1#CE Shield Room Data no. : 4
 Env. / Ins. : Temp:23.3'C Humi:53% Press:101.20kPa LINE Phase : NEUTRAL
 Limit : FCC PART 15B QP
 Engineer : ZSX
 EUT : Soundbar
 Power : AC 120V/60Hz
 M/N : Klipsch Cinema 600-Sound Bar
 Test Mode : TX Mode

| | Freq. (MHz) | LISN Factor (dB) | Cable Loss (dB) | Reading (dBuV) | Emission Level (dBuV) | Limits (dBuV) | Margin (dB) | Remark |
|----|----------------|------------------------|-----------------------|-------------------|-----------------------------|------------------|----------------|---------|
| 1 | 0.15 | 10.14 | 9.69 | 19.32 | 39.15 | 55.74 | 16.59 | Average |
| 2 | 0.15 | 10.14 | 9.69 | 32.76 | 52.59 | 65.74 | 13.15 | QP |
| 3 | 0.17 | 10.37 | 9.77 | 16.67 | 36.81 | 54.72 | 17.91 | Average |
| 4 | 0.17 | 10.37 | 9.77 | 27.56 | 47.70 | 64.72 | 17.02 | QP |
| 5 | 0.20 | 10.37 | 9.77 | 18.39 | 38.53 | 53.80 | 15.27 | Average |
| 6 | 0.20 | 10.37 | 9.77 | 27.63 | 47.77 | 63.80 | 16.03 | QP |
| 7 | 0.29 | 10.21 | 9.92 | 11.85 | 31.98 | 50.54 | 18.56 | Average |
| 8 | 0.29 | 10.21 | 9.92 | 17.40 | 37.53 | 60.54 | 23.01 | QP |
| 9 | 0.40 | 9.86 | 9.92 | 12.01 | 31.79 | 47.77 | 15.98 | Average |
| 10 | 0.40 | 9.86 | 9.92 | 17.89 | 37.67 | 57.77 | 20.10 | QP |
| 11 | 0.43 | 9.88 | 9.92 | 14.08 | 33.88 | 47.33 | 13.45 | Average |
| 12 | 0.43 | 9.88 | 9.92 | 17.36 | 37.16 | 57.33 | 20.17 | QP |

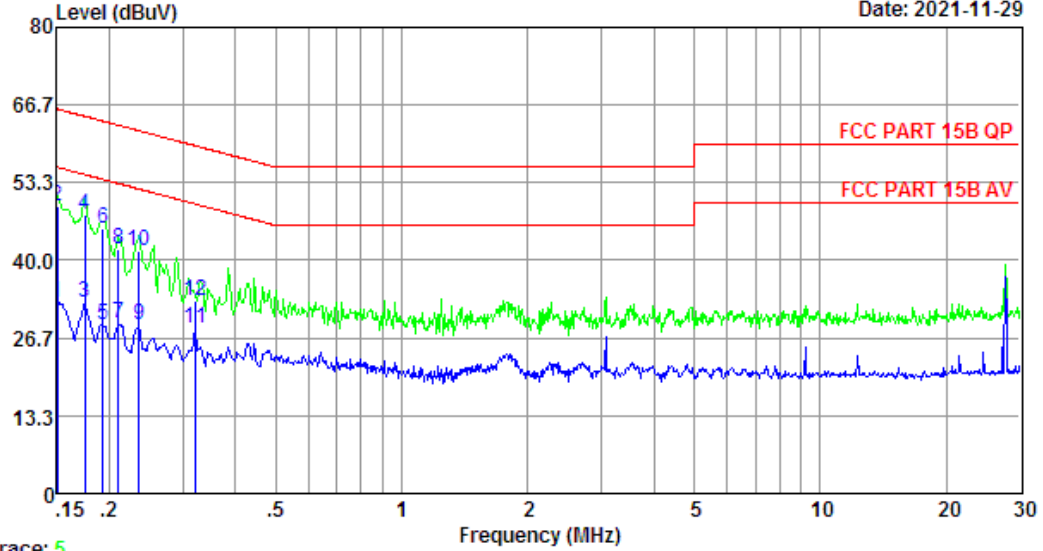
Remarks: 1. Emission Level= LISN Factor + Cable Loss + Reading.
 2. Margin= Limit - Emission Level.
 3. If the average limit is met when using a quasi-peak detector, the EUT shall be deemed to meet both limits and measurement with average detector is unnecessary.

EST Technology

Chilingxiang, Qishantou, Santun,
Houjie, Dongguan, Guangdong, China
Tel: +86-769-83081888
Fax: +86-769-83081878

Data: 6 File: \\Emc-ce-1\Test data\2021\RF\SI\Shang lan bo\Klipsch Cinema 600-Sound Bar.EM6 (24)

Date: 2021-11-29



Trace: 5
 Site no : 1#CE Shield Room Data no. : 6
 Env. / Ins. : Temp:23.3'C Humi:53% Press:101.20kPa LINE Phase : LINE
 Limit : FCC PART 15B QP
 Engineer : ZSX
 EUT : Soundbar
 Power : AC 240V/60Hz
 M/N : Klipsch Cinema 600-Sound Bar
 Test Mode : TX Mode

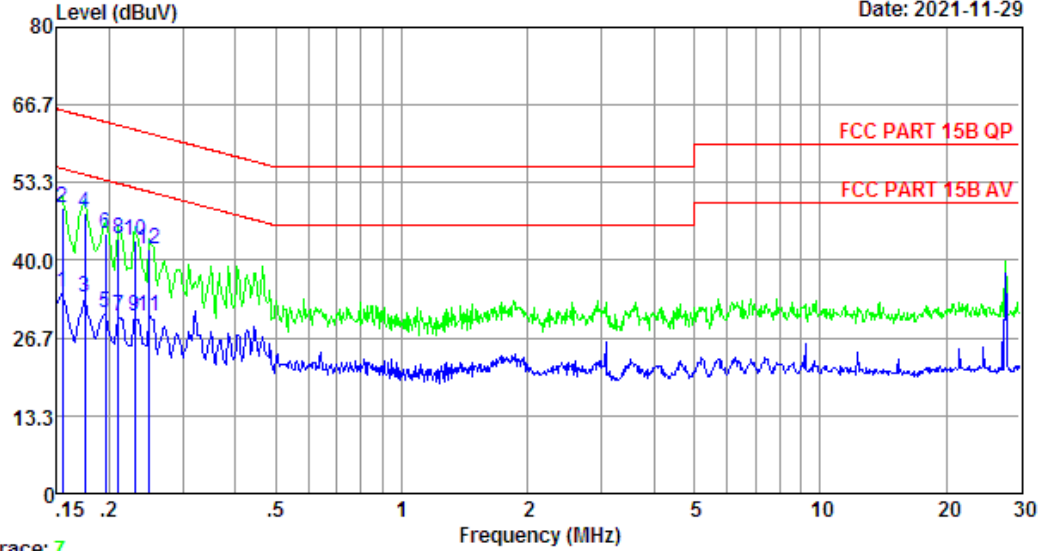
| | Freq. (MHz) | LISN Factor (dB) | Cable Loss (dB) | Reading (dBuV) | Emission Level (dBuV) | Limits (dBuV) | Margin (dB) | Remark |
|----|----------------|------------------------|-----------------------|-------------------|-----------------------------|------------------|----------------|---------|
| 1 | 0.15 | 9.98 | 9.69 | 13.18 | 32.85 | 56.00 | 23.15 | Average |
| 2 | 0.15 | 9.98 | 9.69 | 29.66 | 49.33 | 66.00 | 16.67 | QP |
| 3 | 0.17 | 9.89 | 9.77 | 13.15 | 32.81 | 54.72 | 21.91 | Average |
| 4 | 0.17 | 9.89 | 9.77 | 28.27 | 47.93 | 64.72 | 16.79 | QP |
| 5 | 0.19 | 9.89 | 9.77 | 9.15 | 28.81 | 53.89 | 25.08 | Average |
| 6 | 0.19 | 9.89 | 9.77 | 25.86 | 45.52 | 63.89 | 18.37 | QP |
| 7 | 0.21 | 9.91 | 9.84 | 9.41 | 29.16 | 53.18 | 24.02 | Average |
| 8 | 0.21 | 9.91 | 9.84 | 22.07 | 41.82 | 63.18 | 21.36 | QP |
| 9 | 0.24 | 9.94 | 9.92 | 9.04 | 28.90 | 52.26 | 23.36 | Average |
| 10 | 0.24 | 9.94 | 9.92 | 21.77 | 41.63 | 62.26 | 20.63 | QP |
| 11 | 0.32 | 9.89 | 9.92 | 8.51 | 28.32 | 49.71 | 21.39 | Average |
| 12 | 0.32 | 9.89 | 9.92 | 13.11 | 32.92 | 59.71 | 26.79 | QP |

Remarks: 1. Emission Level= LISN Factor + Cable Loss + Reading.
 2. Margin= Limit - Emission Level.
 3. If the average limit is met when using a quasi-peak detector,
 the EUT shall be deemed to meet both limits and measurement
 with average detector is unnecessary.



Data: 8 File: \\Emc-ce-1\Test data\2021\RF\SI\Shang lan bo\Klipsch Cinema 600-Sound Bar.EM6 (24)

Date: 2021-11-29



Trace: 7
 Site no : 1#CE Shield Room Data no. : 8
 Env. / Ins. : Temp:23.3'C Humi:53% Press:101.20kPa LINE Phase : NEUTRAL
 Limit : FCC PART 15B QP
 Engineer : ZSX
 EUT : Soundbar
 Power : AC 240V/60Hz
 M/N : Klipsch Cinema 600-Sound Bar
 Test Mode : TX Mode

| | Freq. (MHz) | LISN Factor (dB) | Cable Loss (dB) | Reading (dBuV) | Emission Level (dBuV) | Limits (dBuV) | Margin (dB) | Remark |
|----|----------------|------------------------|-----------------------|-------------------|-----------------------------|------------------|----------------|---------|
| 1 | 0.15 | 10.14 | 9.69 | 14.63 | 34.46 | 55.74 | 21.28 | Average |
| 2 | 0.15 | 10.14 | 9.69 | 29.18 | 49.01 | 65.74 | 16.73 | QP |
| 3 | 0.17 | 10.37 | 9.77 | 13.37 | 33.51 | 54.72 | 21.21 | Average |
| 4 | 0.17 | 10.37 | 9.77 | 27.86 | 48.00 | 64.72 | 16.72 | QP |
| 5 | 0.20 | 10.37 | 9.77 | 10.77 | 30.91 | 53.80 | 22.89 | Average |
| 6 | 0.20 | 10.37 | 9.77 | 24.44 | 44.58 | 63.80 | 19.22 | QP |
| 7 | 0.21 | 10.31 | 9.84 | 10.22 | 30.37 | 53.18 | 22.81 | Average |
| 8 | 0.21 | 10.31 | 9.84 | 23.56 | 43.71 | 63.18 | 19.47 | QP |
| 9 | 0.23 | 10.31 | 9.84 | 10.20 | 30.35 | 52.44 | 22.09 | Average |
| 10 | 0.23 | 10.31 | 9.84 | 23.32 | 43.47 | 62.44 | 18.97 | QP |
| 11 | 0.25 | 10.24 | 9.92 | 10.28 | 30.44 | 51.78 | 21.34 | Average |
| 12 | 0.25 | 10.24 | 9.92 | 21.69 | 41.85 | 61.78 | 19.93 | QP |

Remarks: 1. Emission Level= LISN Factor + Cable Loss + Reading.
 2. Margin= Limit - Emission Level.
 3. If the average limit is met when using a quasi-peak detector,
 the EUT shall be deemed to meet both limits and measurement
 with average detector is unnecessary.

7. ANTENNA REQUIREMENTS

7.1. Limit



An intentional radiator shall be designed to ensure that no antenna other than that furnished by the responsible party shall be used with the device. The use of a permanently attached antenna or of an antenna that uses a unique coupling to the intentional radiator shall be considered sufficient to comply with the provisions of this section. The manufacturer may design the unit so that a broken antenna can be replaced by the user, but the use of a standard antenna jack or electrical connector is prohibited. This requirement does not apply to carrier current devices or to devices operated under the provisions of §§15.211, 15.213, 15.217, 15.219, 15.221, or §15.236. Further, this requirement does not apply to intentional radiators that must be professionally installed, such as perimeter protection systems and some field disturbance sensors, or to other intentional radiators which, in accordance with §15.31(d), must be measured at the installation site. However, the installer shall be responsible for ensuring that the proper antenna is employed so that the limits in this part are not exceeded.

7.2. Test Result


The antennas used for this product is internal antenna ,so compliance with antenna requirements. (Please refer to the EUT photo for details)

8. TEST SETUP PHOTO


Conducted Emissions Test



Radiated Test (Below 1GHz)





Radiated Test (Above 1GHz)




9. EUT PHOTO



External Photos
M/N: Klipsch Cinema 600-Sound Bar




External Photos
M/N: Klipsch Cinema 600-Sound Bar



External Photos
M/N: Klipsch Cinema 600-Sound Bar





Internal Photos
M/N: Klipsch Cinema 600-Sound Bar




Internal Photos
M/N: Klipsch Cinema 600-Sound Bar




Internal Photos
M/N: Klipsch Cinema 600-Sound Bar





Internal Photos
M/N: Klipsch Cinema 600-Sound Bar





Internal Photos
M/N: Klipsch Cinema 600-Sound Bar





Internal Photos
M/N: Klipsch Cinema 600-Sound Bar





Internal Photos
M/N: Klipsch Cinema 600-Sound Bar




Internal Photos
M/N: Klipsch Cinema 600-Sound Bar




Internal Photos
M/N: Klipsch Cinema 600-Sound Bar



Internal Photos
M/N: Klipsch Cinema 600-Sound Bar



Internal Photos
M/N: Klipsch Cinema 600-Sound Bar



Internal Photos
M/N: Klipsch Cinema 600-Sound Bar



End of Test Report