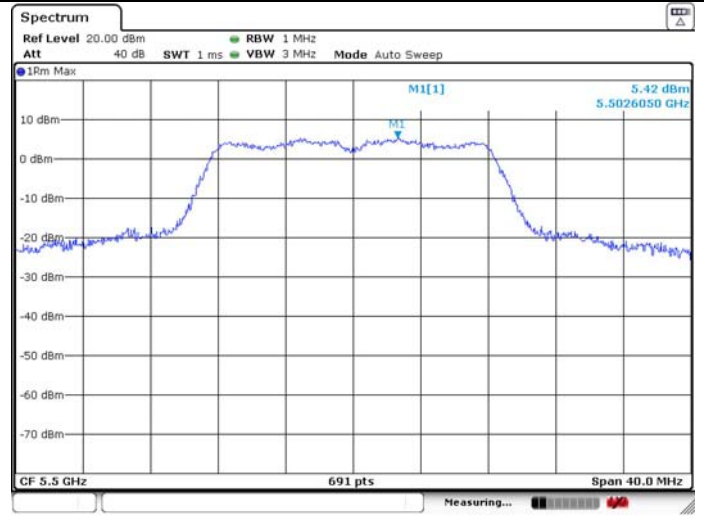
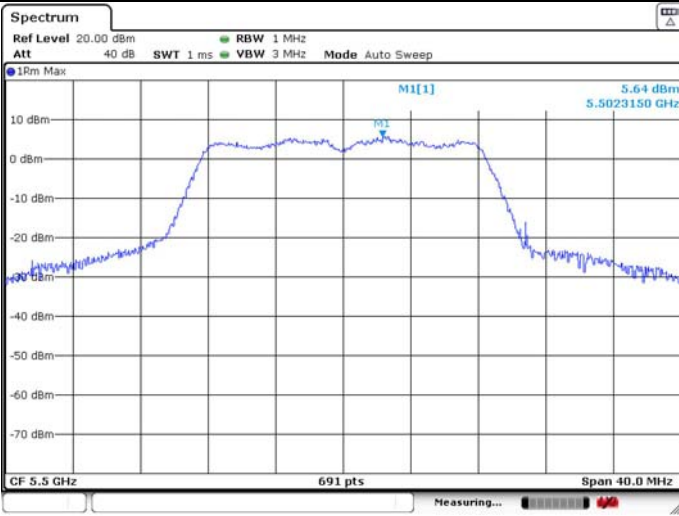


U-NII-2C 802.11a IEEE 5500MHz

ANT 1

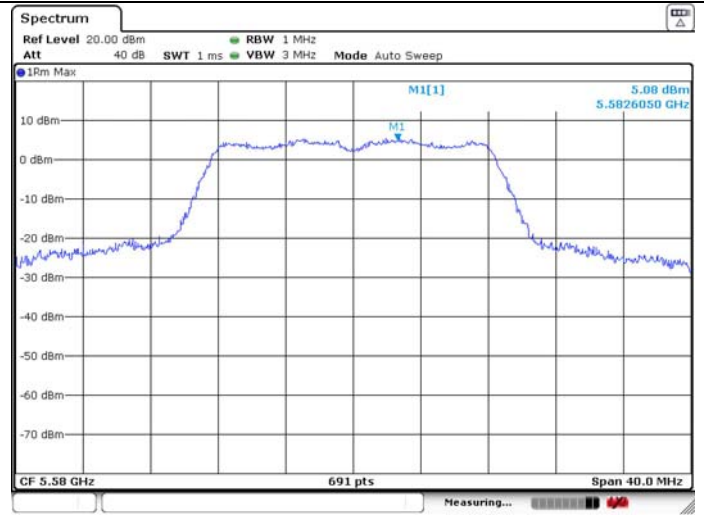
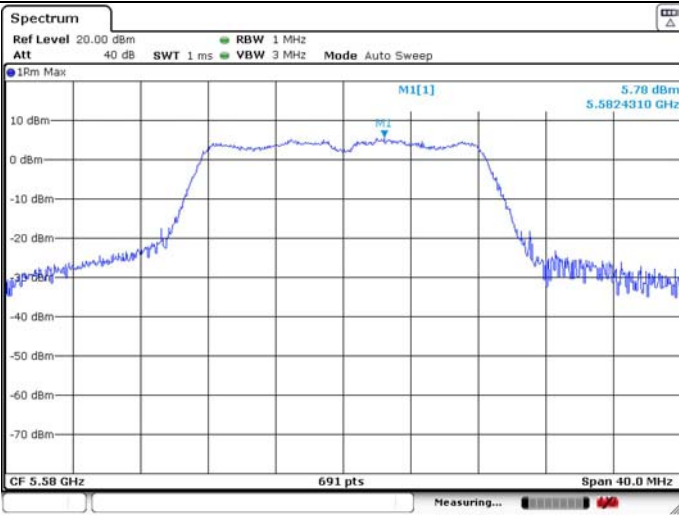
ANT 2



U-NII-2C IEEE 802.11a 5580MHz

ANT 1

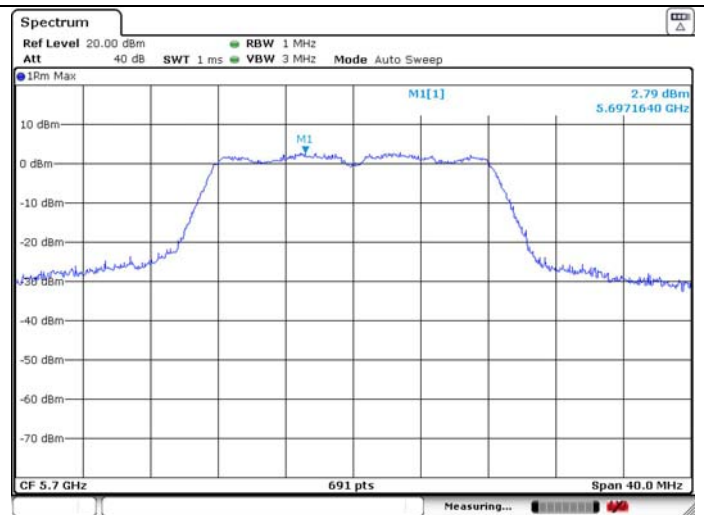
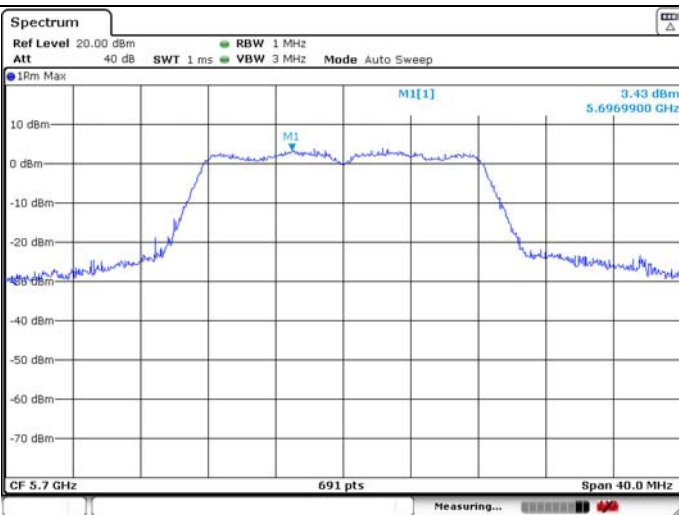
ANT 2



U-NII-2C IEEE 802.11a 5700MHz

ANT 1

ANT 2

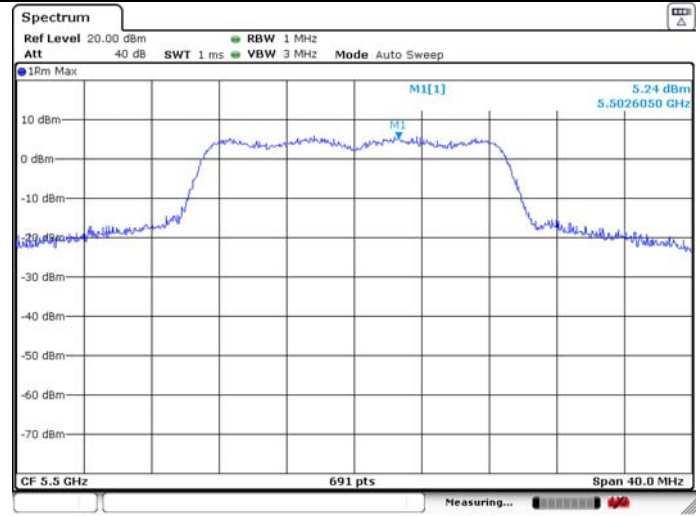


U-NII-2C IEEE 802.11n HT20 5500MHz

ANT 1

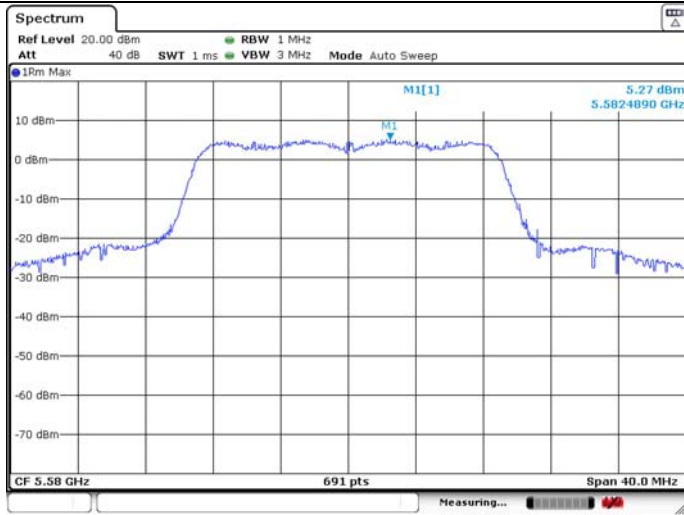


ANT 2

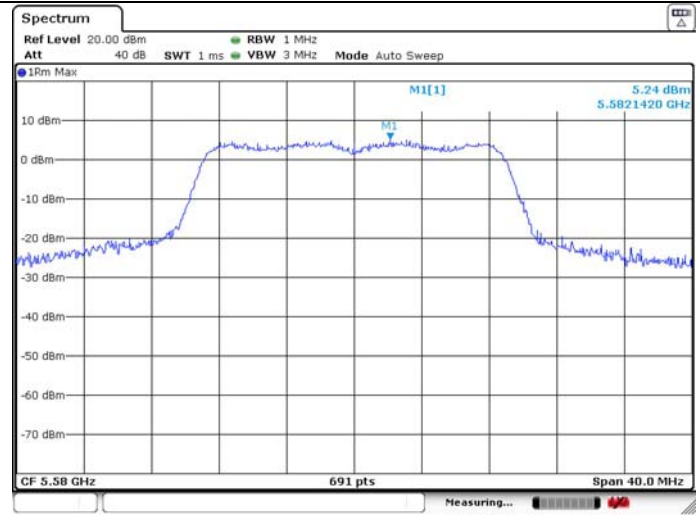


U-NII-2C IEEE 802.11n HT20 5580MHz

ANT 1

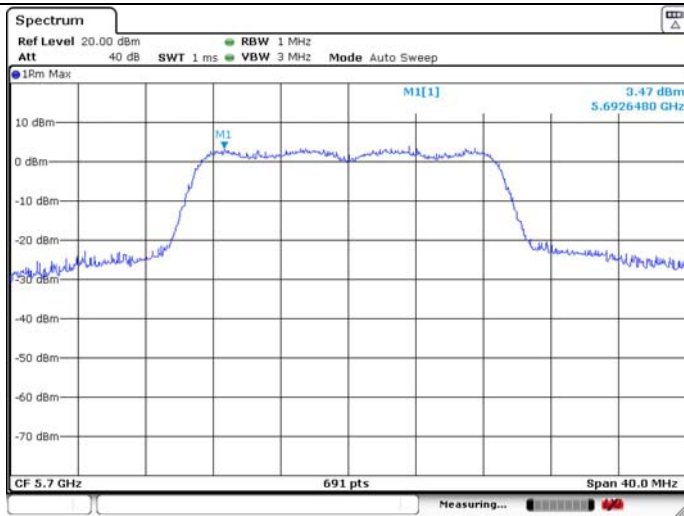


ANT 2

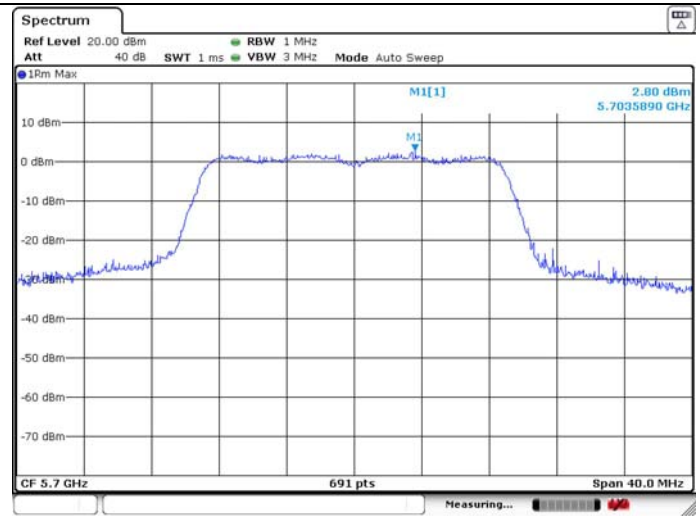


U-NII-2C IEEE 802.11n HT20 5700MHz

ANT 1



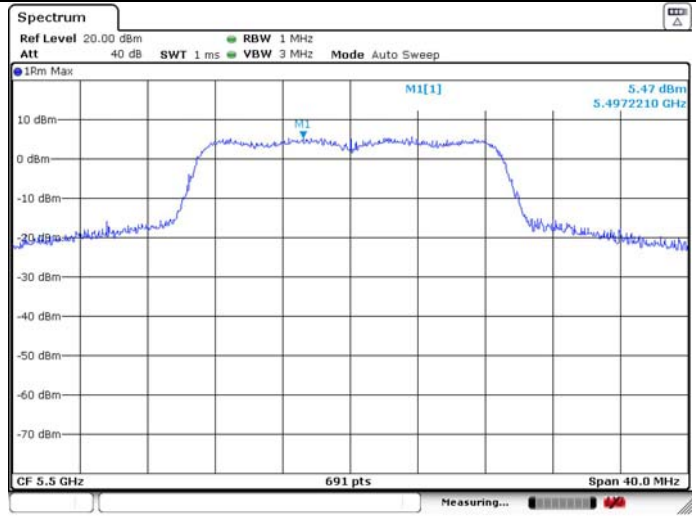
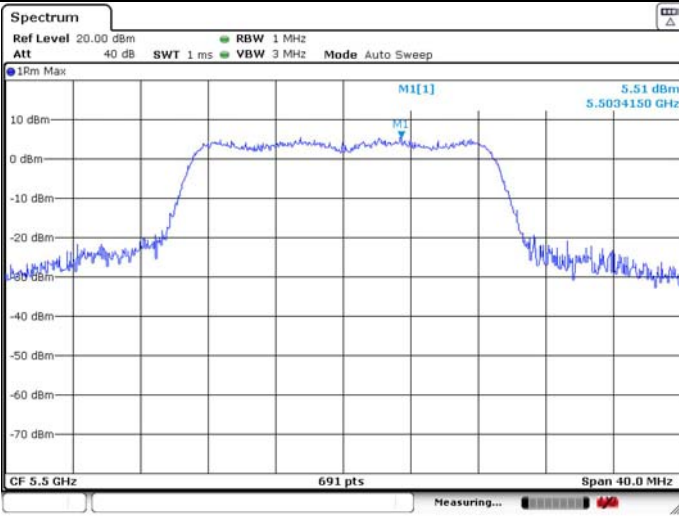
ANT 2



U-NII-2C IEEE 802.11ac VHT20 5500MHz

ANT 1

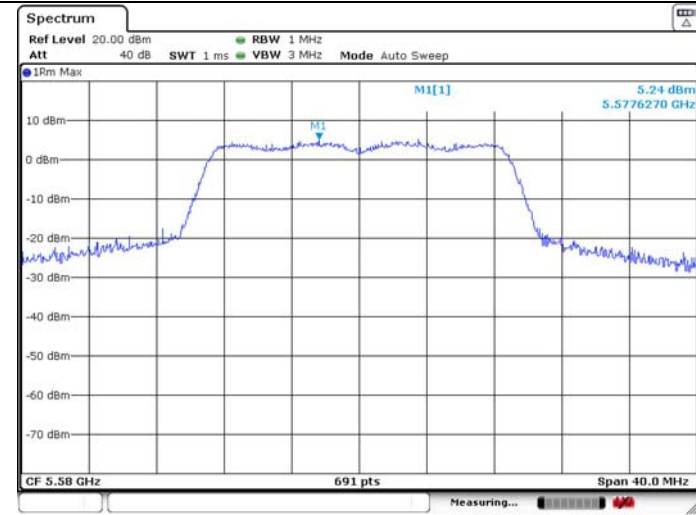
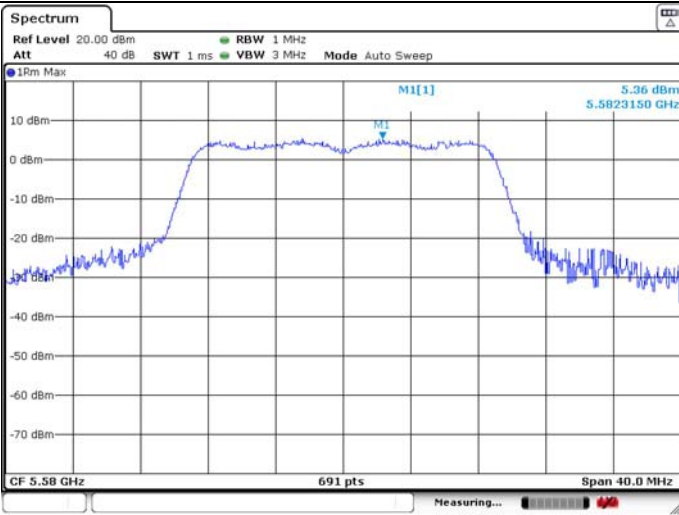
ANT 2



U-NII-2C IEEE 802.11ac VHT20 5580MHz

ANT 1

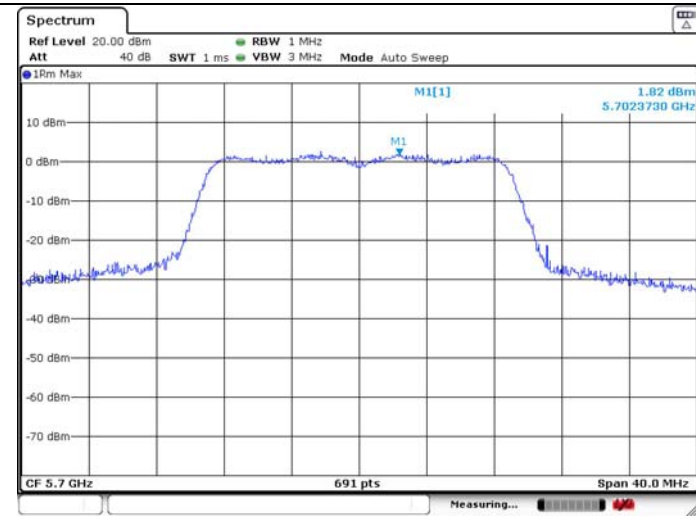
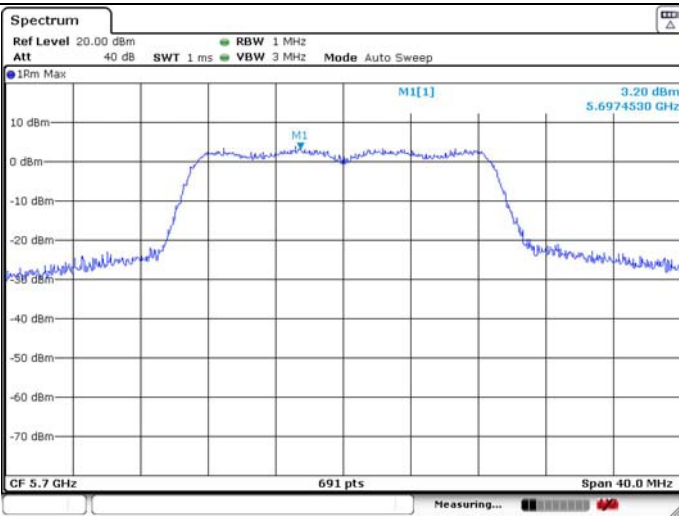
ANT 2



U-NII-2C IEEE 802.11ac VHT20 5700MHz

ANT 1

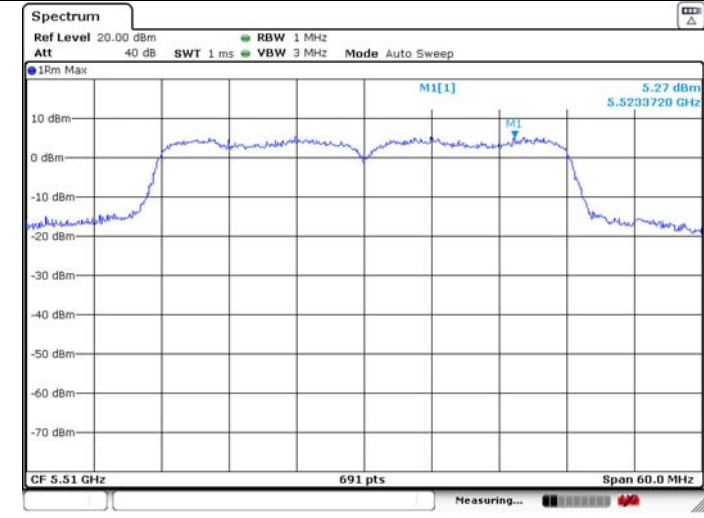
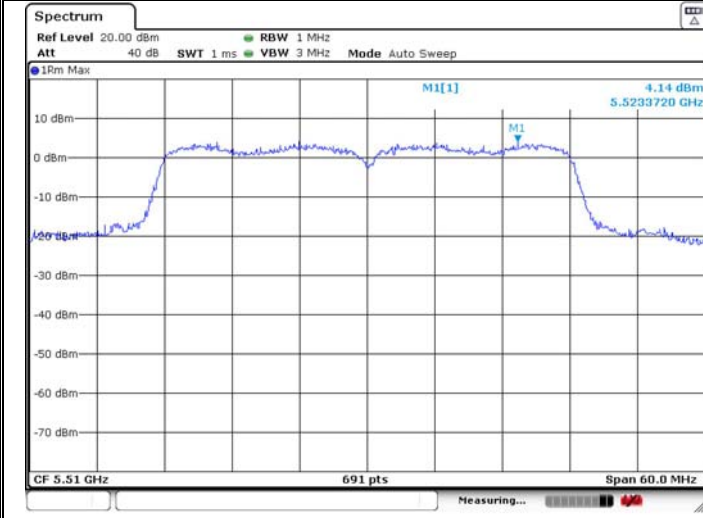
ANT 2



U-NII-2C IEEE 802.11n HT40 5510MHz

ANT 1

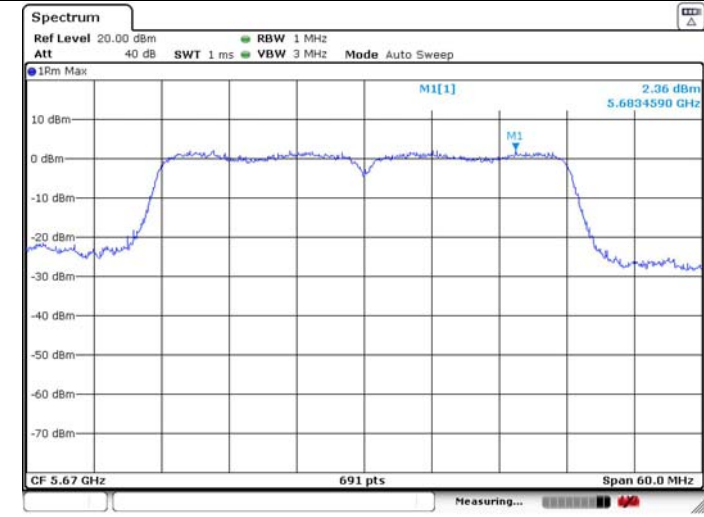
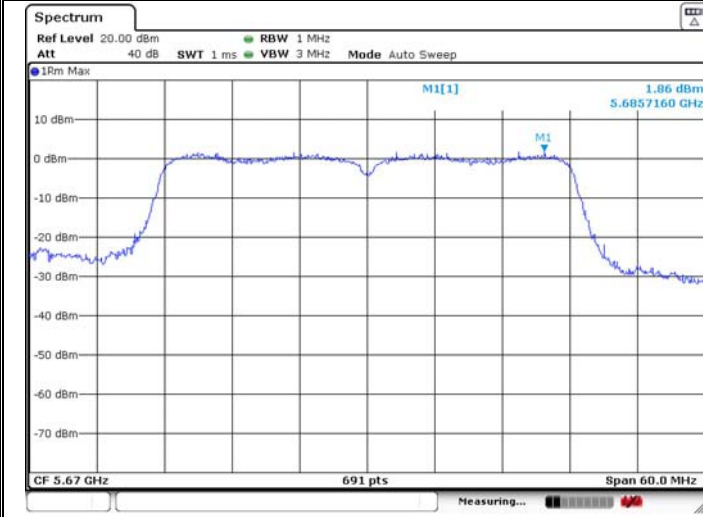
ANT 2



U-NII-2C IEEE 802.11n HT40 5670MHz

ANT 1

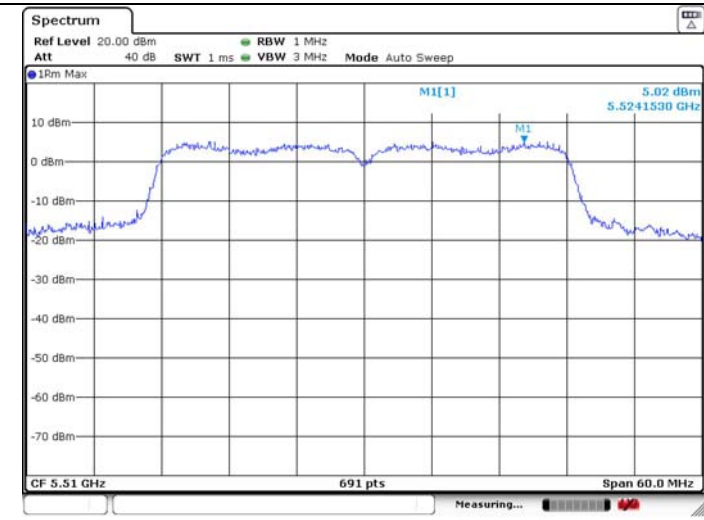
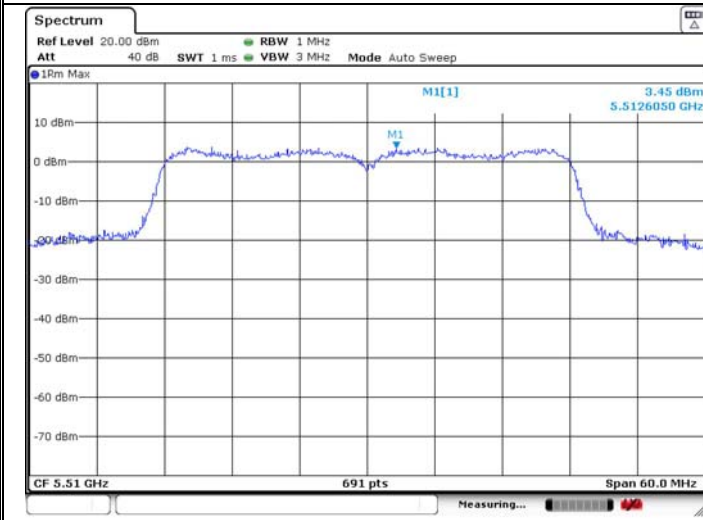
ANT 2



U-NII-2C IEEE 802.11ac VHT40 5510MHz

ANT 1

ANT 2

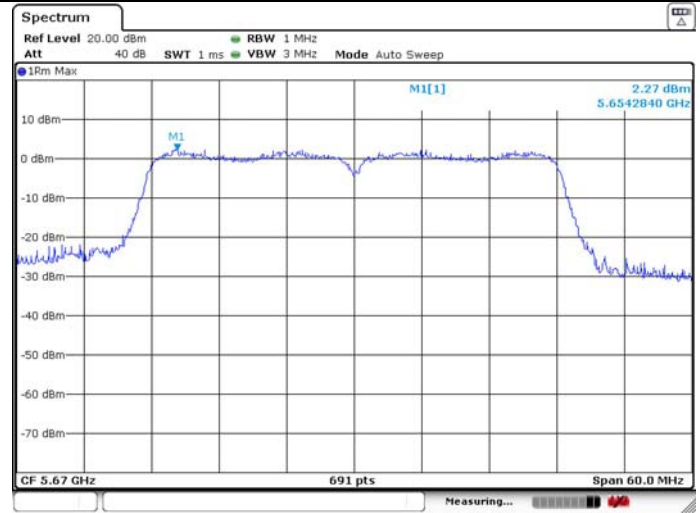


U-NII-2C IEEE 802.11ac VHT40 5670MHz

ANT 1

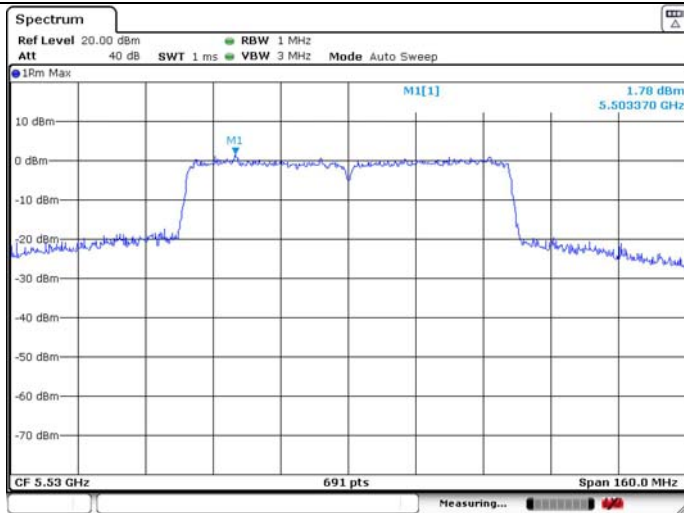


ANT 2

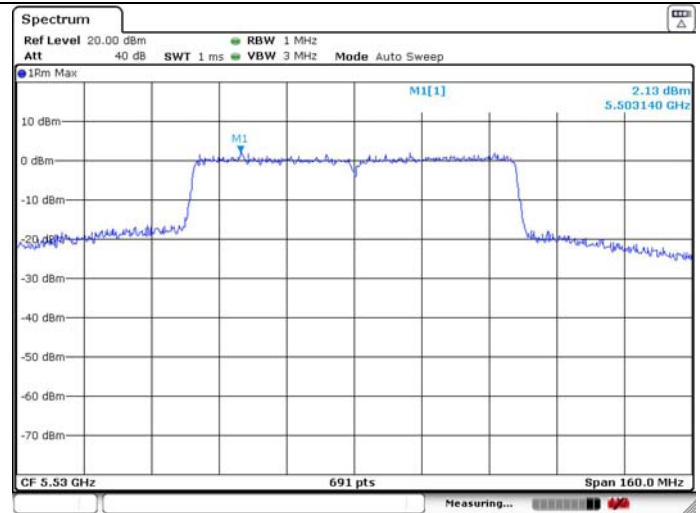


U-NII-2C IEEE 802.11ac VHT80 5530MHz

ANT 1

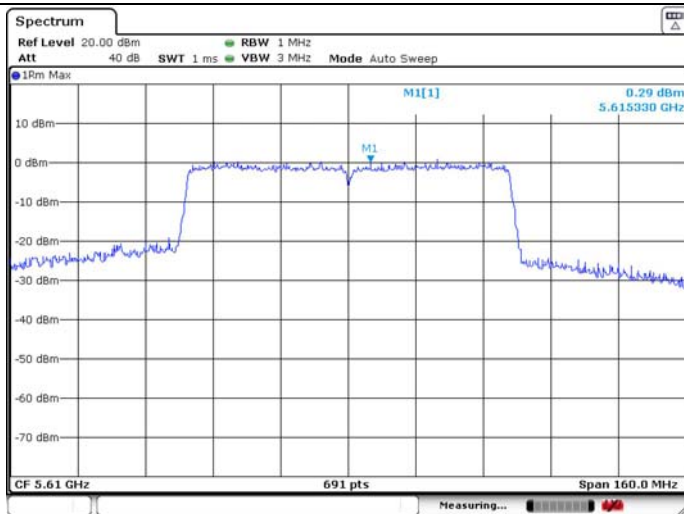


ANT 2

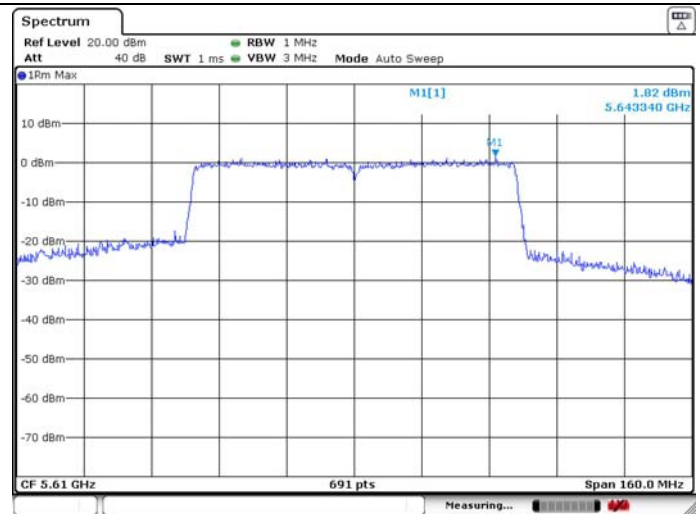


U-NII-2C IEEE 802.11ac VHT80 5610MHz

ANT 1



ANT 2



U-NII-3 IEEE 802.11a 5745MHz

ANT 1



ANT 2

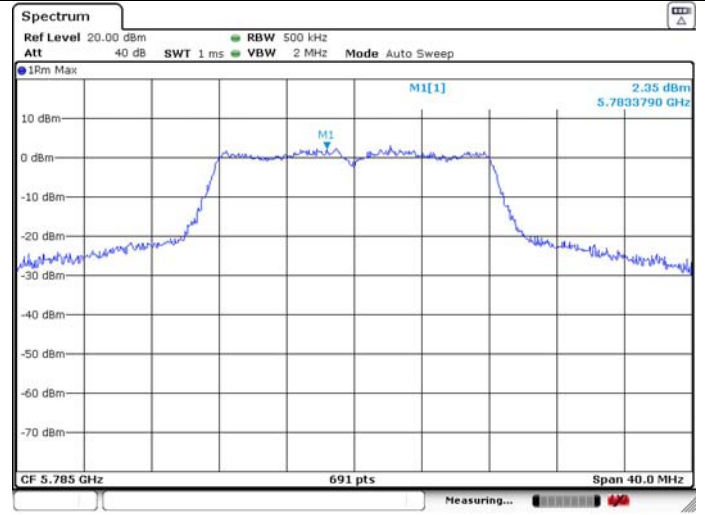


U-NII-3 IEEE 802.11a 5785MHz

ANT 1

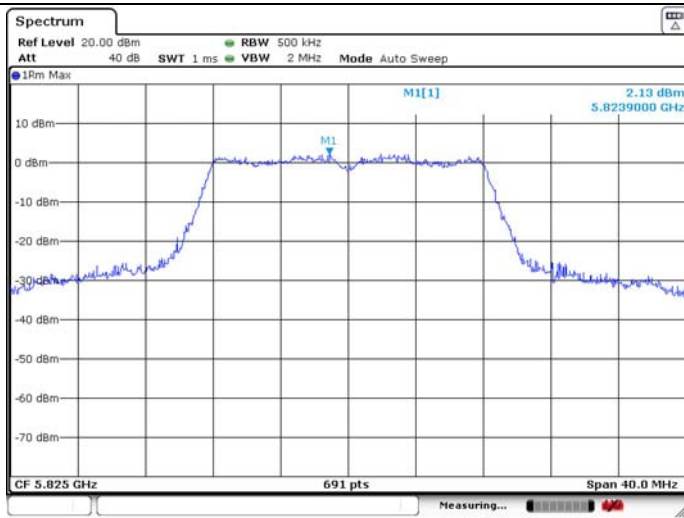


ANT 2

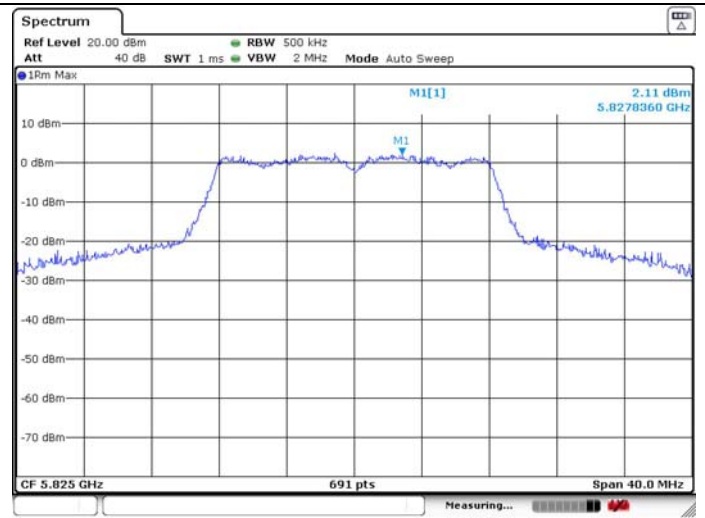


U-NII-3 IEEE 802.11a 5825MHz

ANT 1

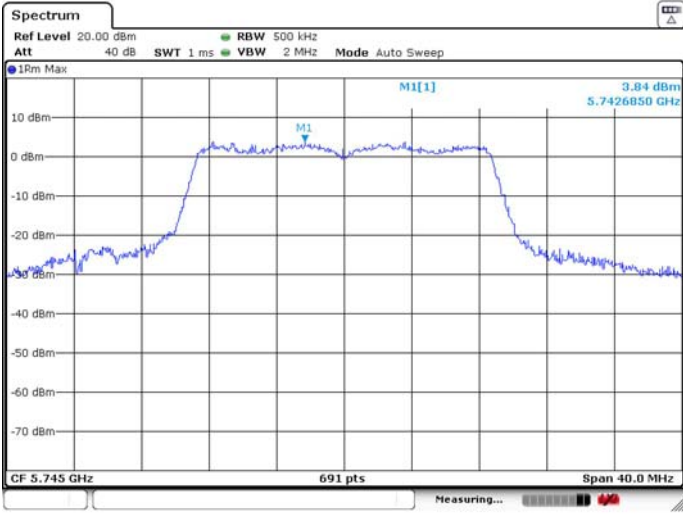


ANT 2

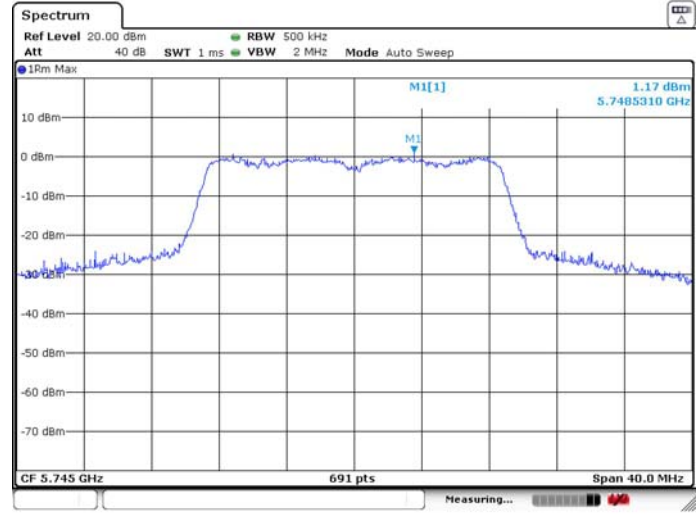


U-NII-3 IEEE 802.11n HT20 5745MHz

ANT 1

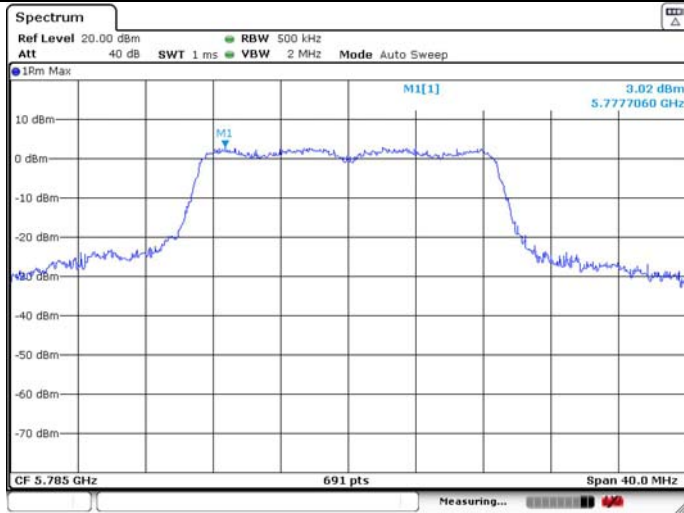


ANT 2

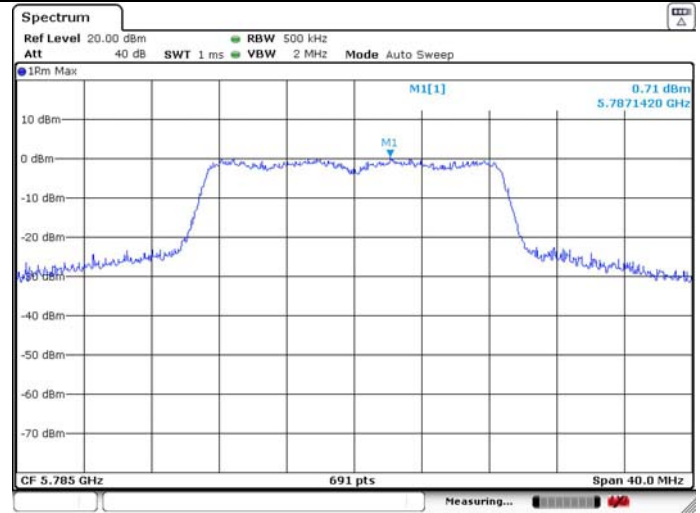


U-NII-3 IEEE 802.11n HT20 5785MHz

ANT 1

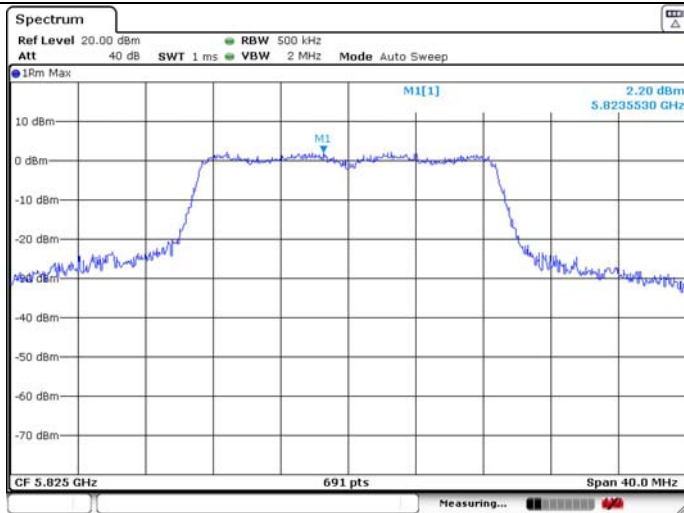


ANT 2

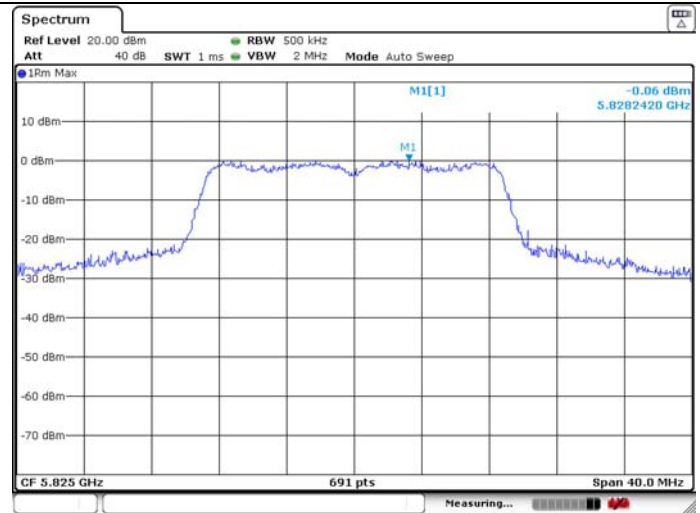


U-NII-3 IEEE 802.11n HT20 5825MHz

ANT 1

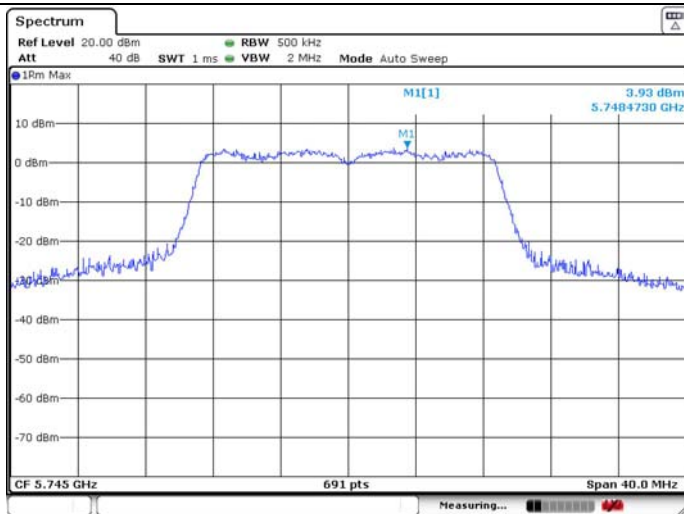


ANT 2

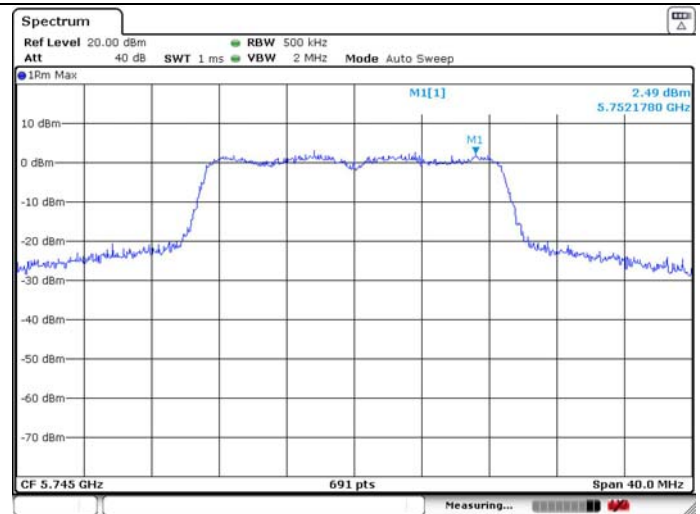


U-NII-3 IEEE 802.11ac VHT20 5745MHz

ANT 1

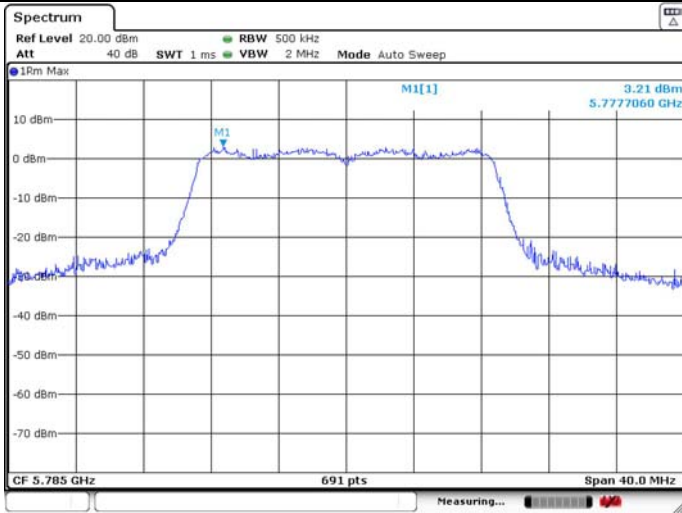


ANT 2

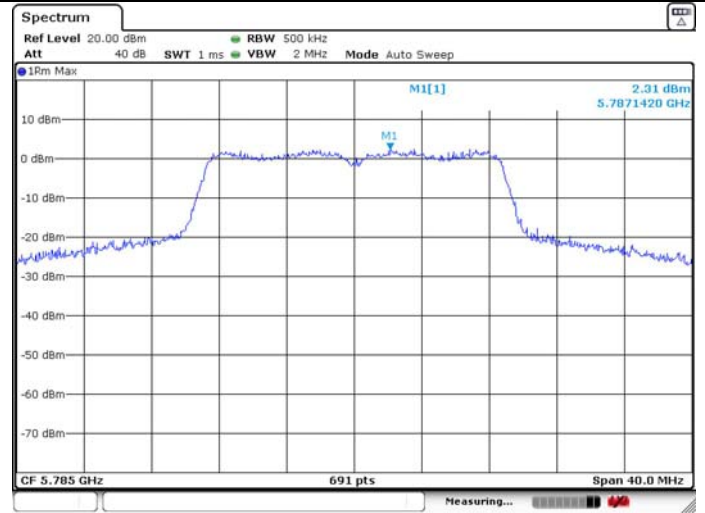


U-NII-3 IEEE 802.11ac VHT20 5785MHz

ANT 1

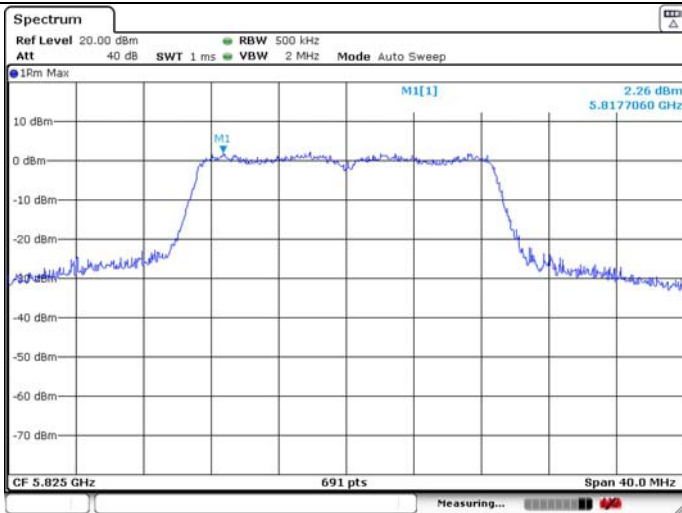


ANT 2

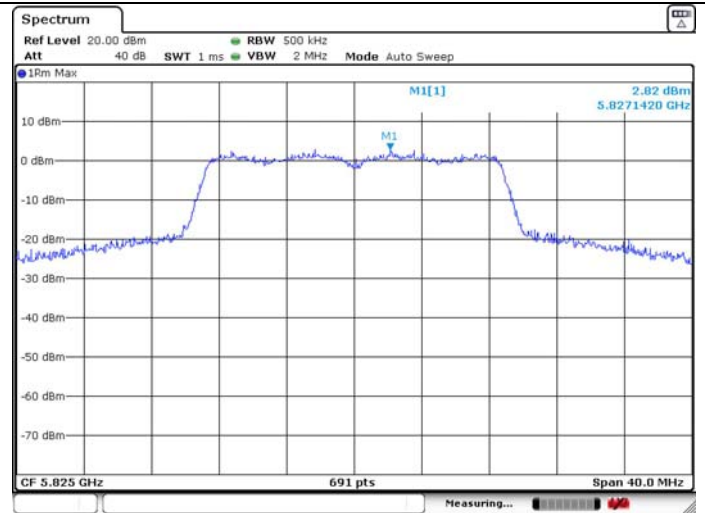


U-NII-3 IEEE 802.11ac VHT20 5825MHz

ANT 1

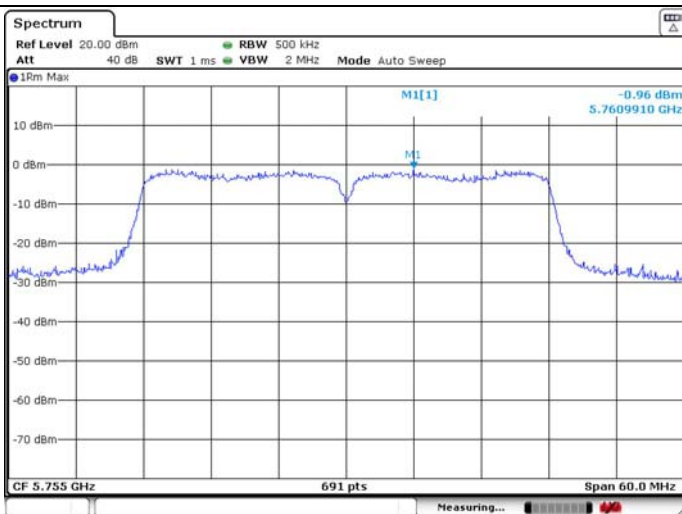


ANT 2

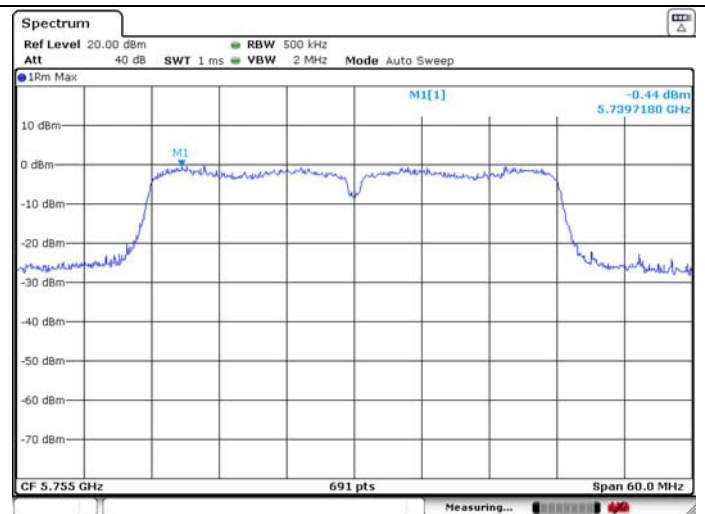


U-NII-3 IEEE 802.11n HT40 5755MHz

ANT 1

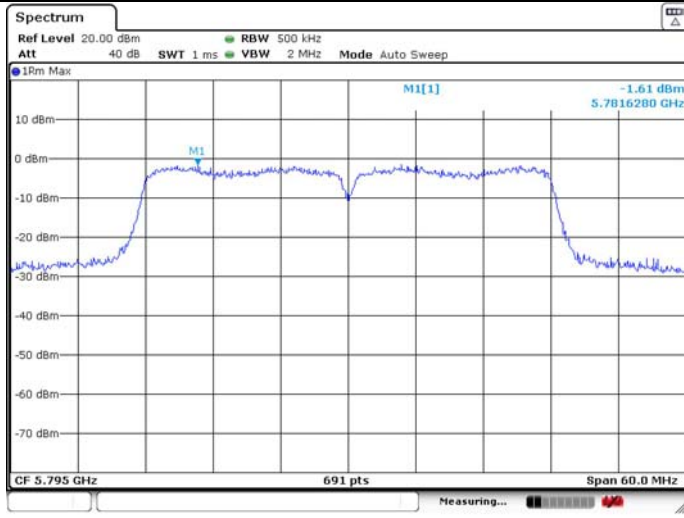


ANT 2

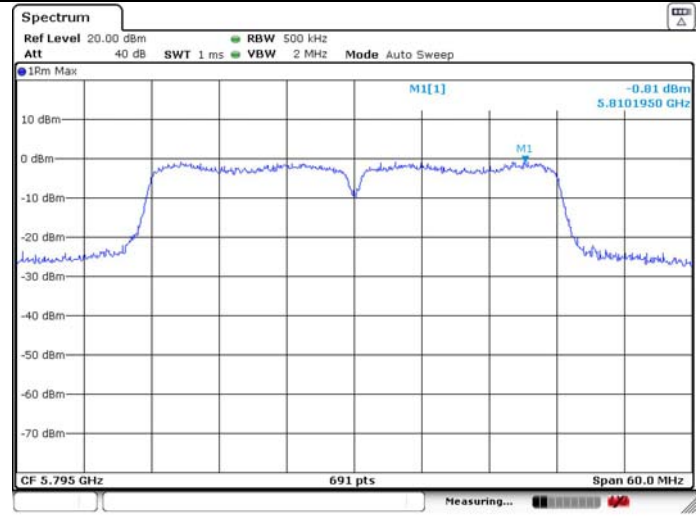


U-NII-3 IEEE 802.11n HT40 5795MHz

ANT 1

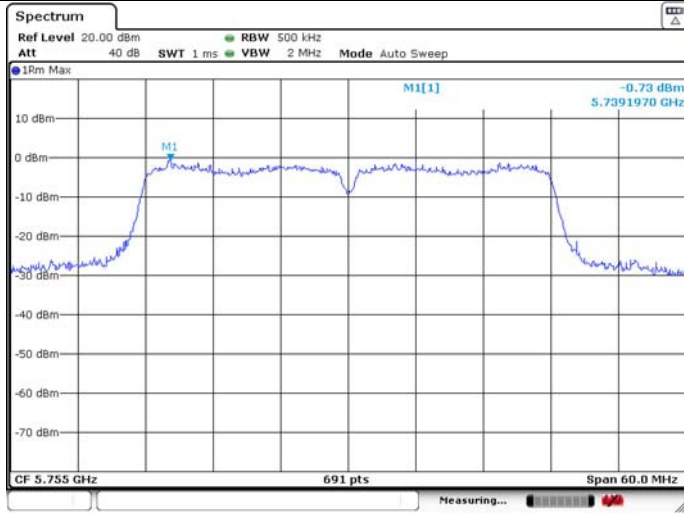


ANT 2

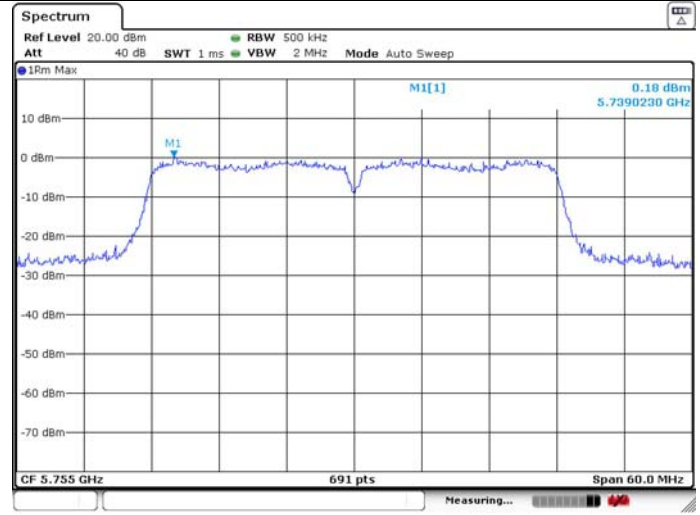


U-NII-3 IEEE 802.11ac VHT40 5755MHz

ANT 1

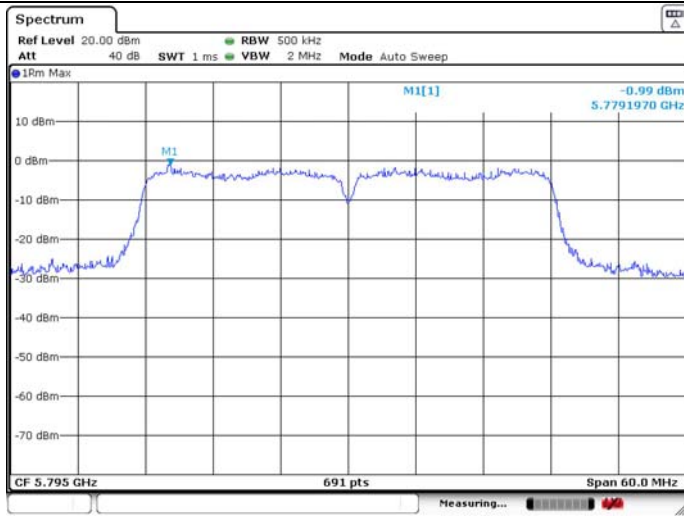


ANT 2

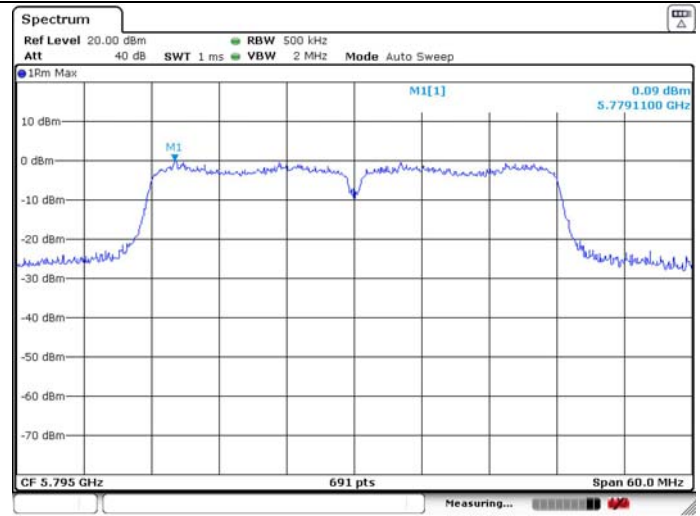


U-NII-3 IEEE 802.11ac VHT40 5795MHz

ANT 1



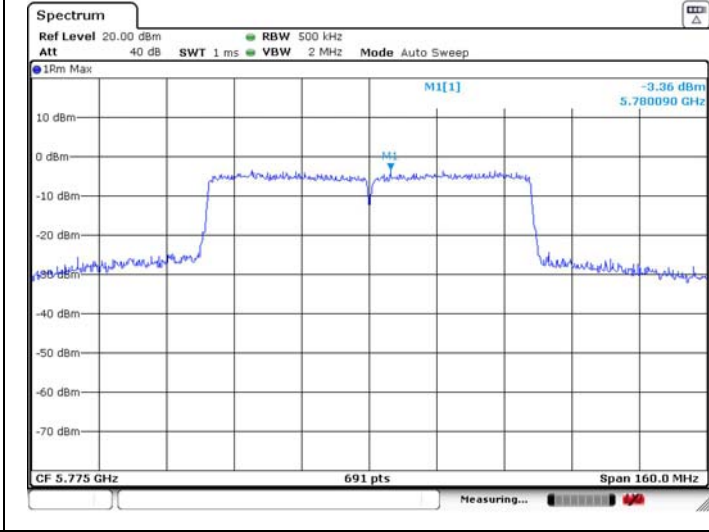
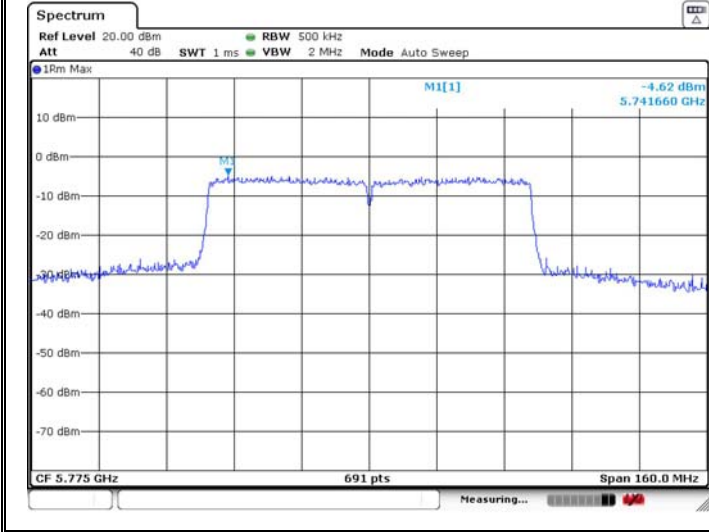
ANT 2



U-NII-3 IEEE 802.11ac VHT80 5775MHz

ANT 1

ANT 2



6. UNWANTED EMISSIONS AND BAND EDGE

6.1. Limit

The maximum emissions outside of the frequency bands of operation shall be attenuated in accordance with the following limits:

- (1) For transmitters operating in the 5.15-5.25 GHz band: All emissions outside of the 5.15-5.35 GHz band shall not exceed an e.i.r.p. of -27 dBm/MHz.
- (2) For transmitters operating in the 5.25-5.35 GHz band: All emissions outside of the 5.15-5.35 GHz band shall not exceed an e.i.r.p. of -27 dBm/MHz.
- (3) For transmitters operating in the 5.47-5.725 GHz band: All emissions outside of the 5.47-5.725 GHz band shall not exceed an e.i.r.p. of -27 dBm/MHz.
- (4) For transmitters operating in the 5.725-5.85 GHz band: All emissions shall be limited to a level of -27 dBm/MHz at 75 MHz or more above or below the band edge increasing linearly to 10 dBm/MHz at 25 MHz above or below the band edge, and from 25 MHz above or below the band edge increasing linearly to a level of 15.6 dBm/MHz at 5 MHz above or below the band edge, and from 5 MHz above or below the band edge increasing linearly to a level of 27 dBm/MHz at the band edge.

The unwanted emissions which fall in Restricted bands shall not exceed the field strength levels specified in the following table:

15.209 Radiated emission limits

Frequency (MHz)	Field Strength(μV/m)	Distance(m)
0.009-0.490	2400/F(kHz)	300
0.490-1.705	24000/F(kHz)	30
1.705-30	30	30
30-88	100	3
88-216	150	3
216-960	200	3
Above 960	500	3

15.205 Restricted frequency band

MHz	MHz	MHz	GHz
0.090 - 0.110	16.42 - 16.423	399.9 - 410	4.5 - 5.15
¹ 0.495 - 0.505	16.69475 - 16.69525	608 - 614	5.35 - 5.46
2.1735 - 2.1905	16.80425 - 16.80475	960 - 1240	7.25 - 7.75
4.125 - 4.128	25.5 - 25.67	1300 - 1427	8.025 - 8.5
4.17725 - 4.17775	37.5 - 38.25	1435 - 1626.5	9.0 - 9.2
4.20725 - 4.20775	73 - 74.6	1645.5 - 1646.5	9.3 - 9.5
6.215 - 6.218	74.8 - 75.2	1660 - 1710	10.6 - 12.7
6.26775 - 6.26825	108 - 121.94	1718.8 - 1722.2	13.25 - 13.4
6.31175 - 6.31225	123 - 138	2200 - 2300	14.47 - 14.5
8.291 - 8.294	149.9 - 150.05	2310 - 2390	15.35 - 16.2
8.362 - 8.366	156.52475 - 156.52525	2483.5 - 2500	17.7 - 21.4
8.37625 - 8.38675	156.7 - 156.9	2690 - 2900	22.01 - 23.12
8.41425 - 8.41475	162.0125 - 167.17	3260 - 3267	23.6 - 24.0
12.29 - 12.293	167.72 - 173.2	3332 - 3339	31.2 - 31.8
12.51975 - 12.52025	240 - 285	3345.8 - 3358	36.43 - 36.5
12.57675 - 12.57725	322 - 335.4	3600 - 4400	(²)

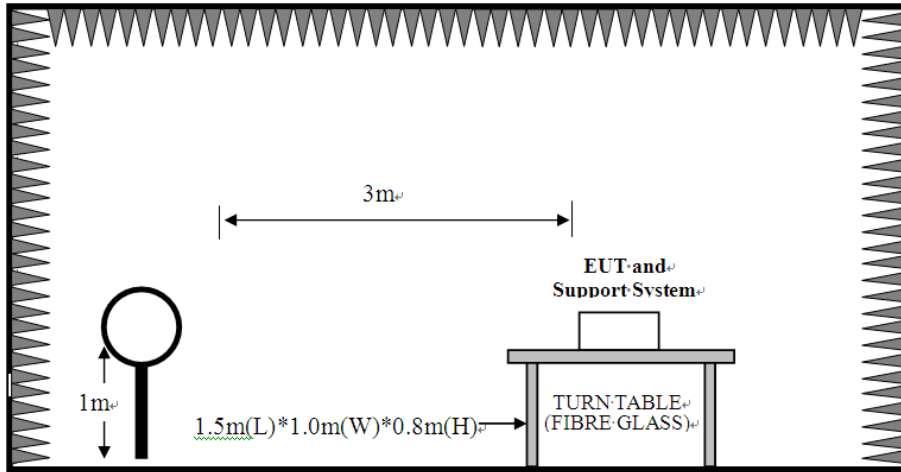
Note:

1. $\text{dB}\mu\text{V}/\text{m} = 20\text{Log}(\mu\text{V}/\text{m})$
2. Above 1GHz the formula is used to convert the EIRP to field strength

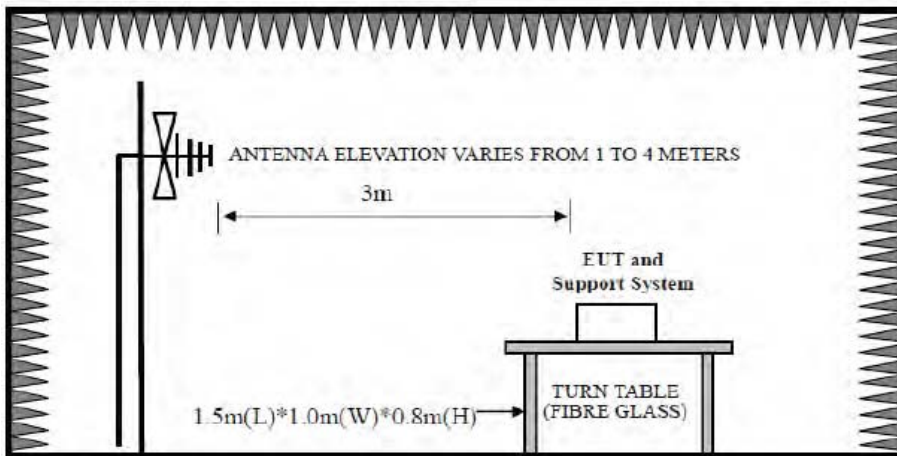
$$E[\text{dB}\mu\text{V}/\text{m}] = \text{EIRP}[\text{dBm}] - 20 \log (d[\text{m}]) + 104.77,$$
 where E is field strength and d is distance at which the field strength limit is specified in the applicable requirements.
 for example, 3m field strength $(\text{dB}\mu\text{V}/\text{m}) = \text{EIRP} - 20\log(3) + 104.77 = \text{EIRP} + 95.2$

6.2. Test Setup

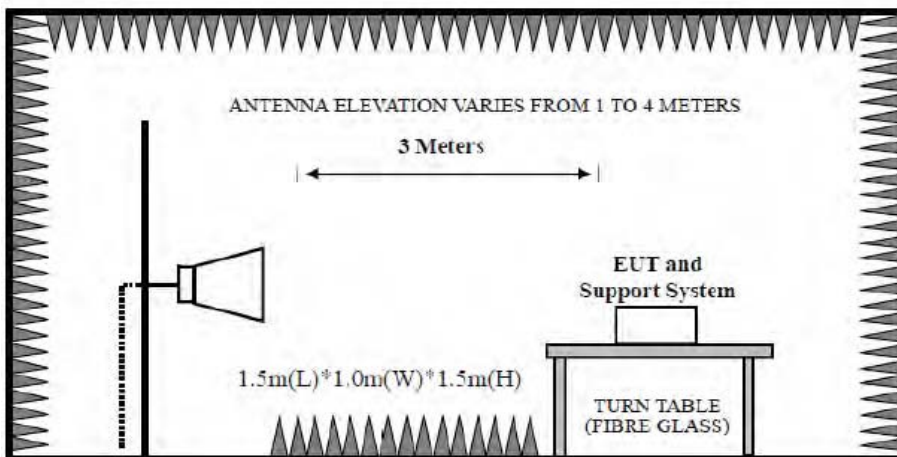
9kHz~30MHz



30~1000MHz



Above 1GHz



6.3. Spectrum Analyzer Setting

For 9KHz-150KHz

Spectrum Parameters	Setting
RBW	300Hz(for Peak&AVG)/CISPR 200Hz(for QP)
VBW	300Hz(for Peak&AVG)/CISPR 200Hz(for QP)
Start frequency	9KHz
Stop frequency	150KHz
Sweep Time	Auto
Detector	PEAK/QP/AVG
Trace Mode	Max Hold

Note : For 9KHz-90KHz&110KHz-150KHz,the detector is average,other frequency is CISPR QP detector.

For 150KHz-30MHz

Spectrum Parameters	Setting
RBW	9KHz
VBW	9KHz
Start frequency	150KHz
Stop frequency	30MHz
Sweep Time	Auto
Detector	QP
Trace Mode	Max Hold

Note : For 150KHz-490KHz,the detector is average,other frequency is CISPR QP detector.

For 30MHz-1GHz

Spectrum Parameters	Setting
RBW	120KHz
VBW	300KHz
Start frequency	30MHz
Stop frequency	1GHz
Sweep Time	Auto
Detector	QP
Trace Mode	Max Hold

For Above 1GHz

Spectrum Parameters	Setting	
RBW	1MHz	
VBW	PEAK Measurement	AVG Measurement
	3MHz	Duty cycle $\geq 98\%$, VBW=10Hz Duty cycle $< 98\%$, VBW $\geq 1/T$ Video bandwidth mode=RMS (power averaging)
Start frequency	1GHz	
Stop frequency	40GHz	
Sweep Time	Auto	
Detector	PEAK	
Trace Mode	Max Hold	

Note : T is the on-time time of the duty cycle,when EUT transmit continuously with maximum output power,unit is seconds. reference section 2.7 for the on-time time.

6.4. Test Procedure

- a. EUT was placed on a turn table, which is 0.8 meter high above ground for below 1GHz test, and which is 1.5 meter high above ground for above 1GHz test.
- b. EUT is set 3 meters away from the receiving antenna, which is mounted on a antenna tower.
- c. Set the EUT transmit continuously with maximum output power.
- d. The turn table can rotate 360 degrees to determine the position of the maximum emission level.
- e. The antenna can be moved up and down between 1 meter and 4 meters to find out the maximum emission level. Both horizontal and vertical polarization of the antenna are set on test.
- f. Spectrum analyzer setting parameters in accordance with section 6.3.
- g. Repeat above procedures until all channels were measured.
- h. Record the results in the test report.

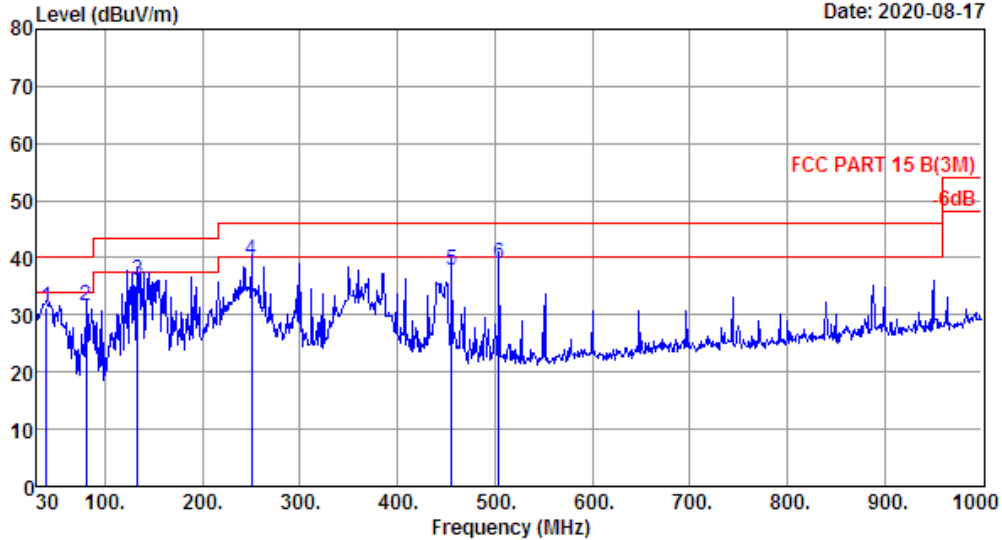
6.5. Test Result

Radiated Emissions Below 1GHz

EST Technology

Chilingxiang, Qishantou, Santun,
Houjie, Dongguan, Guangdong, China
Tel: +86-769-83081888
Fax: +86-769-83081878

Data: 817 File: \\Emc-966-1\test data\2020\RF\SI\SHANGLANBO.EM6 (818) Date: 2020-08-17



Site no. : 1# 966 Chamber Data no. : 817
 Dis. / Ant. : 3m 37062 Ant. pol. : HORIZONTAL
 Limit : FCC PART 15 B(3M)
 Env. / Ins. : Temp:27.7';Humi:59.1%;Press:101.52kPa
 Engineer : Pablo
 EUT : Soundbar
 Power : AC 120V/60Hz
 M/N : Klipsch Cinema 1200 Sound Bar
 Test Mode : TX Mode

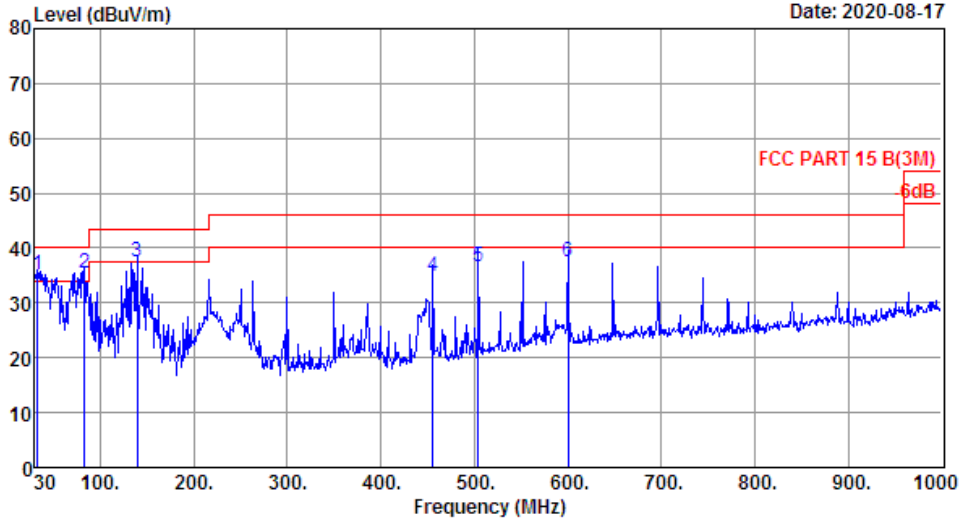
	Freq. (MHz)	ANT Factor (dB/m)	Cable Loss (dB)	Reading (dBuV)	Emission Level (dBuV/m)	Limit (dBuV/m)	Margin (dB)	Remark
1	39.700	12.20	0.22	19.00	31.42	40.00	8.58	QP
2	80.440	7.60	0.68	23.36	31.64	40.00	8.36	QP
3	133.790	11.62	0.99	23.38	35.99	43.50	7.51	QP
4	250.190	12.40	1.62	25.53	39.55	46.00	6.45	QP
5	455.830	17.42	2.56	17.92	37.90	46.00	8.10	QP
6	504.330	18.38	2.68	17.94	39.00	46.00	7.00	QP

Remarks: 1. Emission Level= Antenna Factor + Cable Loss + Reading.
 2. Margin= Limit - Emission Level.
 3. The emission levels that are 20dB below the official limit are not reported.

EST Technology

Chilingxiang, Qishantou, Santun,
Houjie, Dongguan, Guangdong, China
Tel: +86-769-83081888
Fax: +86-769-83081878

Data: 818 File: \\Emc-966-1\test data\2020\RF\SHANGLANBO.EM6 (818) Date: 2020-08-17



Site no. : 1# 966 Chamber Data no. : 818
 Dis. / Ant. : 3m 37062 Ant. pol. : VERTICAL
 Limit : FCC PART 15 B(3M)
 Env. / Ins. : Temp:27.7';Humi:59.1%;Press:101.52kPa
 Engineer : Pablo
 EUT : Soundbar
 Power : AC 120V/60Hz
 M/N : Klipsch Cinema 1200 Sound Bar
 Test Mode : TX Mode

	Freq. (MHz)	ANT Factor (dB/m)	Cable Loss (dB)	Reading (dBuV)	Emission Level (dBuV/m)	Limit (dBuV/m)	Margin (dB)	Remark
1	32.910	16.20	0.16	18.68	35.04	40.00	4.96	QP
2	83.350	8.02	0.72	26.73	35.47	40.00	4.53	QP
3	139.610	12.50	1.03	23.85	37.38	43.50	6.12	QP
4	455.830	17.42	2.56	14.83	34.81	46.00	11.19	QP
5	504.330	18.38	2.68	15.67	36.73	46.00	9.27	QP
6	600.360	20.40	2.97	14.15	37.52	46.00	8.48	QP

Remarks: 1. Emission Level= Antenna Factor + Cable Loss + Reading.
 2. Margin= Limit - Emission Level.
 3. The emission levels that are 20dB below the official limit are not reported.

Note:

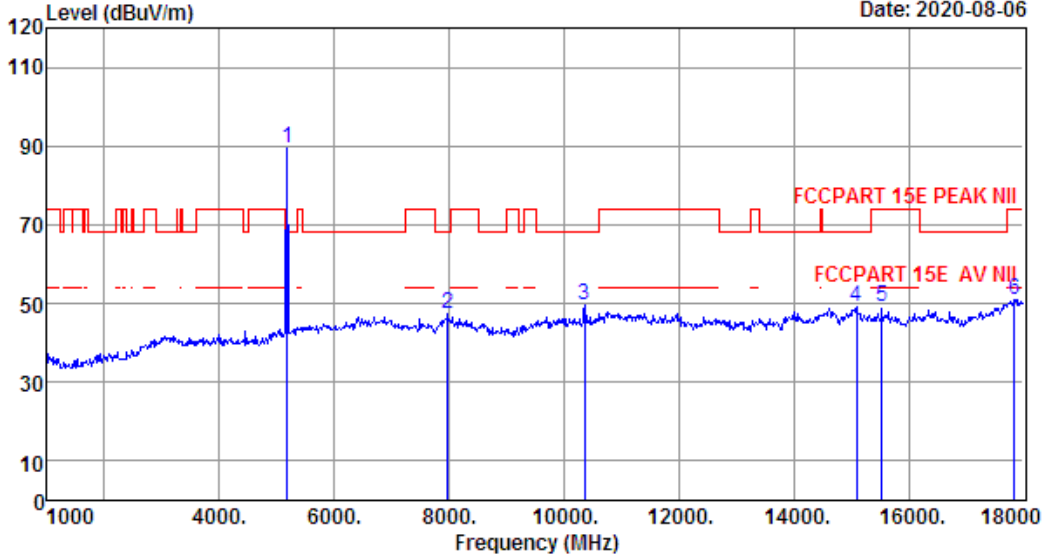
1. The amplitude of 9KHz to 30MHz spurious emission that is attenuated by more than 20dB below the permissible limit has no need to be reported.
2. All channels had been pre-test, only the worst case was reported.

Radiated Emissions Above 1G(ANT 1)

EST Technology

Chilingxiang, Qishantou, Santun,
Houjie, Dongguan, Guangdong, China
Tel:+86-769-83081888
Fax:+86-769-83081878

Data: 639 File: \\Emc-966-1\test data\2020\RF\SI\SHANGLANBO.EM6 (797) Date: 2020-08-06



Site no. : 1# 966 Chamber Data no. : 639
 Dis. / Ant. : 3m ANT9120D 1-18G Ant. pol. : VERTICAL
 Limit : FCCPART 15E PEAK NII
 Env. / Ins. : Temp:22.2';Humi:53%;Press:101.82kPa
 Engineer : Pablo
 EUT : Soundbar
 Power : AC 120V/60Hz
 M/N : Klipsch Cinema 1200 Sound Bar
 Test Mode : IEEE 802.11AC20 TX 5180MHz

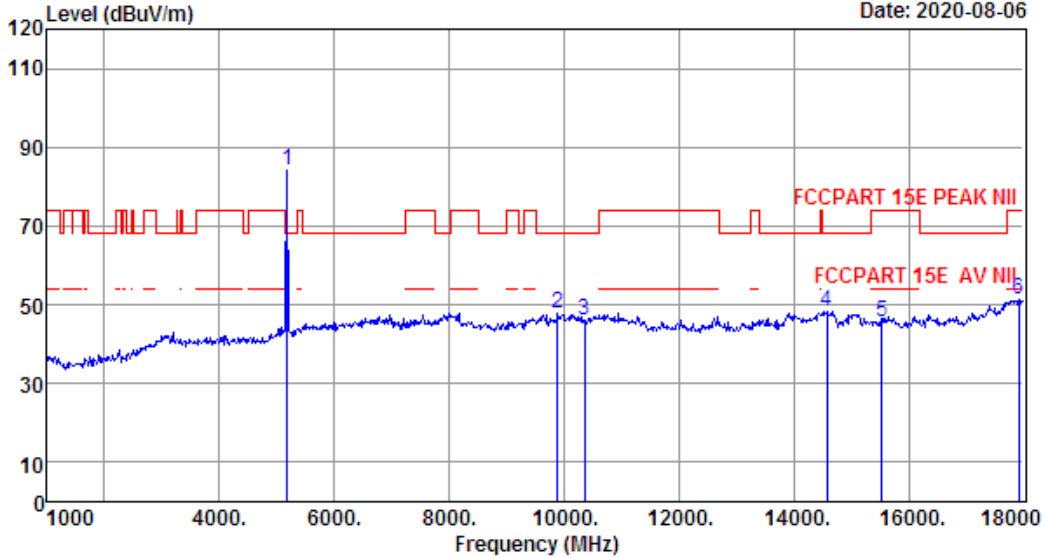
	Freq. (MHz)	Ant. Factor (dB/m)	Cable Loss (dB)	Amp Factor (dB)	Reading (dBuV)	Emission Level (dBuV/m)	Limits (dBuV/m)	Margin (dB)	Remark
1	5180.00	32.20	3.52	34.63	88.43	89.52	68.20	-21.32	Peak
2	7970.00	36.89	5.78	34.90	39.45	47.22	68.20	20.98	Peak
3	10360.00	39.27	5.99	34.31	38.61	49.56	68.20	18.64	Peak
4	15093.00	40.81	6.74	34.57	36.00	48.98	68.20	19.22	Peak
5	15540.00	40.31	6.46	34.39	36.60	48.98	74.00	25.02	Peak
6	17847.00	47.68	8.14	34.32	29.53	51.03	74.00	22.97	Peak

Remarks: 1. Emission Level= Antenna Factor + Cable Loss - Amp Factor + Reading.
 2. Margin= Limit - Emission Level.
 3. The emission levels that are 20dB below the official limit are not reported.

EST Technology

Chilingxiang, Qishantou, Santun,
Houjie, Dongguan, Guangdong, China
Tel: +86-769-83081888
Fax: +86-769-83081878

Data: 640 File: \\Emc-966-1\test data\2020\RF\IS\SHANGLANBO.EM6 (797) Date: 2020-08-06



Site no. : 1# 966 Chamber Data no. : 640
 Dis. / Ant. : 3m ANT9120D 1-18G Ant. pol. : HORIZONTAL
 Limit : FCCPART 15E PEAK NII
 Env. / Ins. : Temp:22.2';Humi:53%;Press:101.82kPa
 Engineer : Pablo
 EUT : Soundbar
 Power : AC 120V/60Hz
 M/N : Klipsch Cinema 1200 Sound Bar
 Test Mode : IEEE 802.11AC20 TX 5180MHz

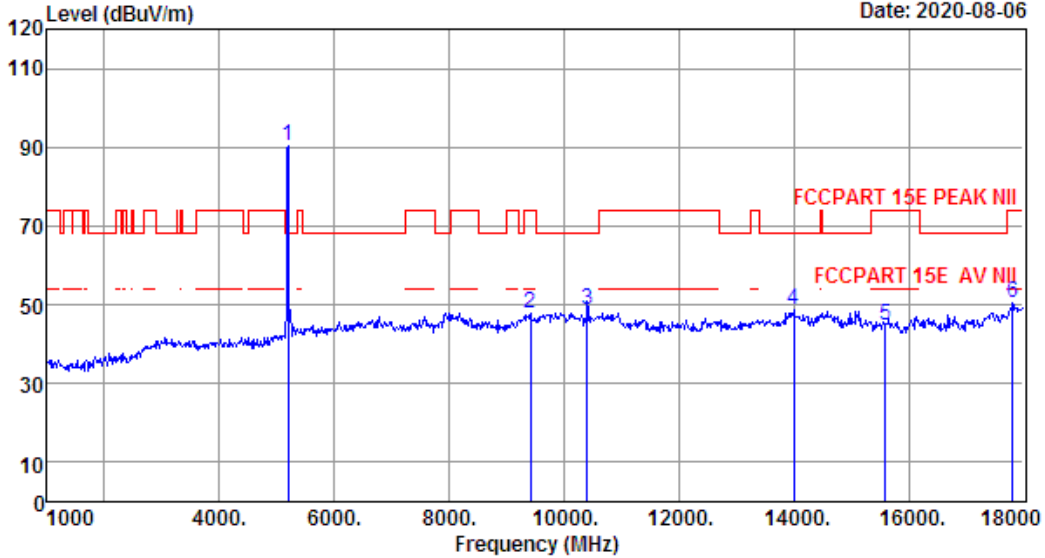
	Freq. (MHz)	Ant. Factor (dB/m)	Cable Loss (dB)	Amp Factor (dB)	Reading (dBuV)	Emission Level (dBuV/m)	Limits (dBuV/m)	Margin (dB)	Remark
1	5180.00	32.20	3.52	34.63	82.99	84.08	68.20	-15.88	Peak
2	9891.00	38.69	5.81	34.22	37.62	47.90	68.20	20.30	Peak
3	10360.00	39.27	5.99	34.31	34.95	45.90	68.20	22.30	Peak
4	14583.00	40.98	6.89	34.47	35.01	48.41	68.20	19.79	Peak
5	15540.00	40.31	6.46	34.39	33.03	45.41	74.00	28.59	Peak
6	17915.00	48.22	8.18	34.31	29.41	51.50	74.00	22.50	Peak

Remarks: 1. Emission Level= Antenna Factor + Cable Loss - Amp Factor + Reading.
 2. Margin= Limit - Emission Level.
 3. The emission levels that are 20dB below the official limit are not reported.

EST Technology

Chilingxiang, Qishantou, Santun,
Houjie, Dongguan, Guangdong, China
Tel: +86-769-83081888
Fax: +86-769-83081878

Data: 641 File: \\Emc-966-1\test data\2020\RF\IS\SHANGLANBO.EM6 (797) Date: 2020-08-06



Site no. : 1# 966 Chamber Data no. : 641
 Dis. / Ant. : 3m ANT9120D 1-18G Ant. pol. : VERTICAL
 Limit : FCCPART 15E PEAK NII
 Env. / Ins. : Temp:22.2';Humi:53%;Press:101.82kPa
 Engineer : Pablo
 EUT : Soundbar
 Power : AC 120V/60Hz
 M/N : Klipsch Cinema 1200 Sound Bar
 Test Mode : IEEE 802.11AC20 TX 5200MHz

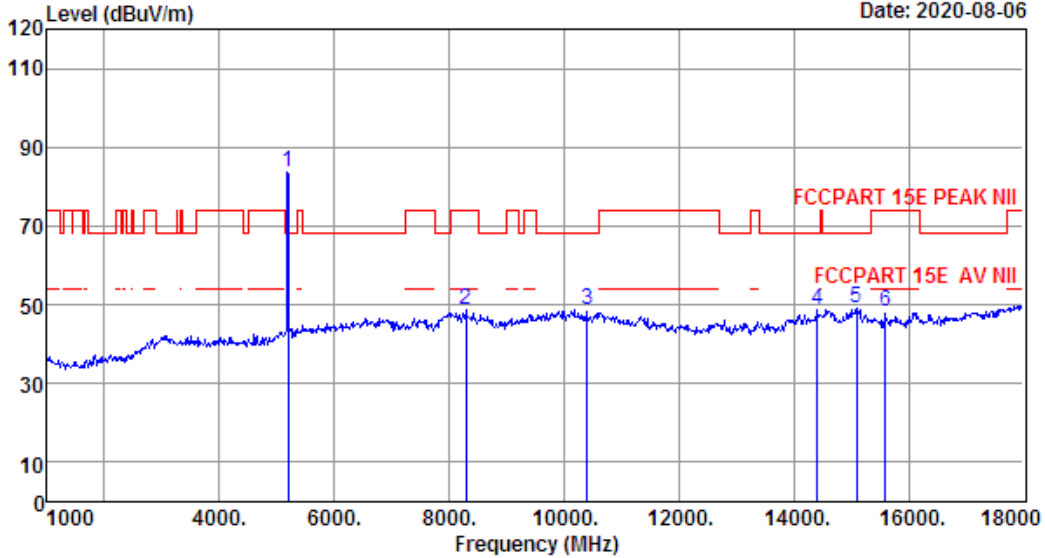
	Freq. (MHz)	Ant. Factor (dB/m)	Cable Loss (dB)	Amp Factor (dB)	Reading (dBuV)	Emission Level (dBuV/m)	Limits (dBuV/m)	Margin (dB)	Remark
1	5200.00	32.24	3.53	34.62	89.26	90.41	68.20	-22.21	Peak
2	9415.00	37.73	5.46	34.32	39.15	48.02	74.00	25.98	Peak
3	10400.00	39.31	5.99	34.32	37.81	48.79	68.20	19.41	Peak
4	14005.00	41.10	6.53	34.30	35.46	48.79	68.20	19.41	Peak
5	15600.00	40.24	6.53	34.36	32.33	44.74	74.00	29.26	Peak
6	17813.00	47.41	8.12	34.32	29.45	50.66	74.00	23.34	Peak

Remarks: 1. Emission Level= Antenna Factor + Cable Loss - Amp Factor + Reading.
 2. Margin= Limit - Emission Level.
 3. The emission levels that are 20dB below the official limit are not reported.

EST Technology

Chilingxiang, Qishantou, Santun,
Houjie, Dongguan, Guangdong, China
Tel: +86-769-83081888
Fax: +86-769-83081878

Data: 642 File: \\Emc-966-1\test data\2020\RF\IS\SHANGLANBO.EM6 (797) Date: 2020-08-06



Site no. : 1# 966 Chamber Data no. : 642
 Dis. / Ant. : 3m ANT9120D 1-18G Ant. pol. : HORIZONTAL
 Limit : FCCPART 15E PEAK NII
 Env. / Ins. : Temp:22.2';Humi:53%;Press:101.82kPa
 Engineer : Pablo
 EUT : Soundbar
 Power : AC 120V/60Hz
 M/N : Klipsch Cinema 1200 Sound Bar
 Test Mode : IEEE 802.11AC20 TX 5200MHz

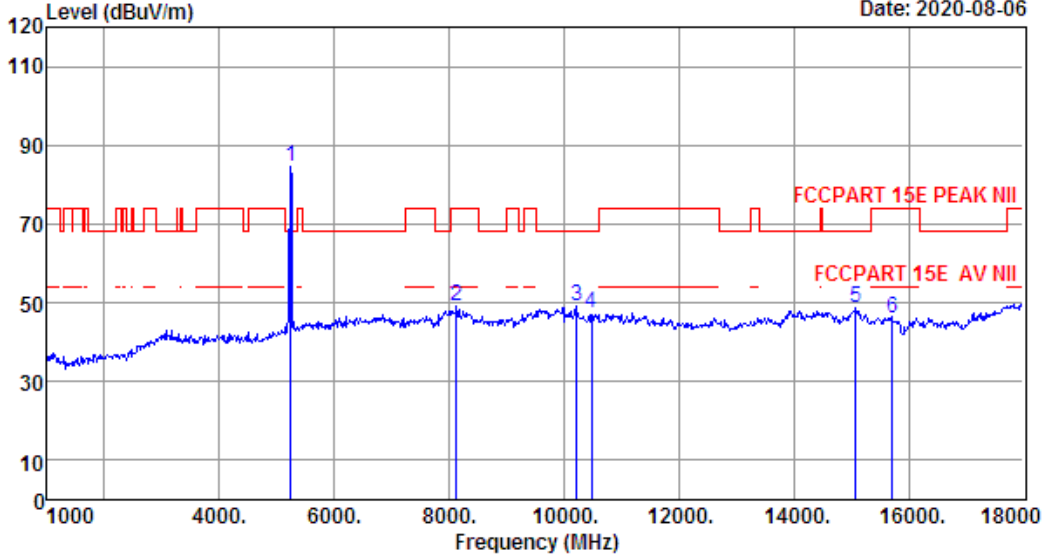
	Freq. (MHz)	Ant. Factor (dB/m)	Cable Loss (dB)	Amp Factor (dB)	Reading (dBuV)	Emission Level (dBuV/m)	Limits (dBuV/m)	Margin (dB)	Remark
1	5200.00	32.24	3.53	34.62	82.60	83.75	68.20	-15.55	Peak
2	8293.00	36.90	5.45	34.76	41.17	48.76	74.00	25.24	Peak
3	10400.00	39.31	5.99	34.32	37.78	48.76	68.20	19.44	Peak
4	14413.00	41.02	6.84	34.42	35.23	48.67	68.20	19.53	Peak
5	15093.00	40.81	6.74	34.57	36.08	49.06	68.20	19.14	Peak
6	15600.00	40.24	6.53	34.36	35.74	48.15	74.00	25.85	Peak

Remarks: 1. Emission Level= Antenna Factor + Cable Loss - Amp Factor + Reading.
 2. Margin= Limit - Emission Level.
 3. The emission levels that are 20dB below the official limit are not reported.

EST Technology

Chilingxiang, Qishantou, Santun,
Houjie, Dongguan, Guangdong, China
Tel: +86-769-83081888
Fax: +86-769-83081878

Data: 643 File: \\Emc-966-1\test data\2020\RF\IS\SHANGLANBO.EM6 (797) Date: 2020-08-06



Site no. : 1# 966 Chamber Data no. : 643
 Dis. / Ant. : 3m ANT9120D 1-18G Ant. pol. : HORIZONTAL
 Limit : FCCPART 15E PEAK NII
 Env. / Ins. : Temp:22.2';Humi:53%;Press:101.82kPa
 Engineer : Pablo
 EUT : Soundbar
 Power : AC 120V/60Hz
 M/N : Klipsch Cinema 1200 Sound Bar
 Test Mode : IEEE 802.11AC20 TX 5240MHz

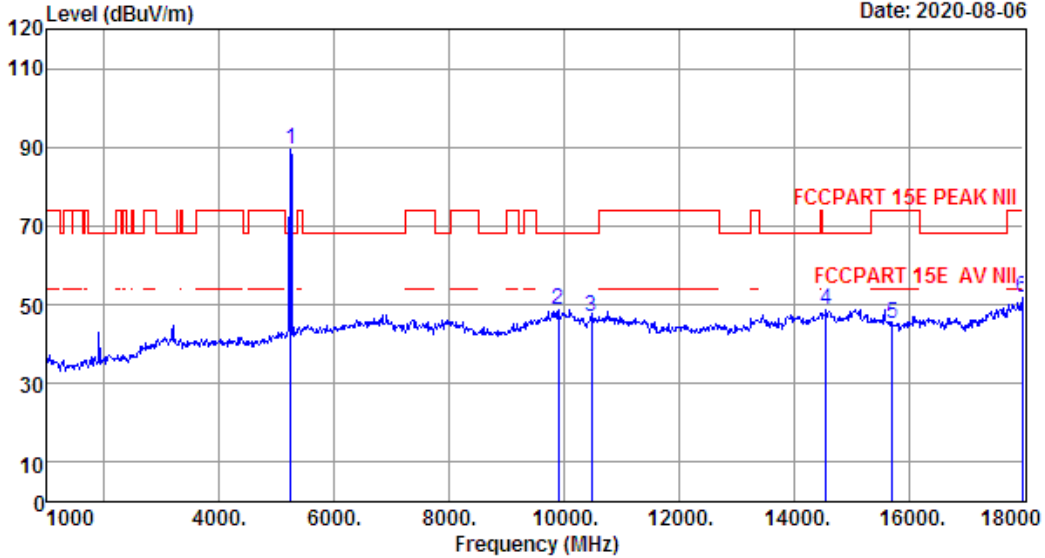
	Freq. (MHz)	Ant. Factor (dB/m)	Cable Loss (dB)	Amp Factor (dB)	Reading (dBuV)	Emission Level (dBuV/m)	Limits (dBuV/m)	Margin (dB)	Remark
1	5240.00	32.31	3.55	34.61	83.31	84.56	68.20	-16.36	Peak
2	8123.00	36.90	5.67	34.84	41.49	49.22	74.00	24.78	Peak
3	10214.00	39.12	5.95	34.27	38.23	49.03	68.20	19.17	Peak
4	10480.00	39.39	6.02	34.35	36.16	47.22	68.20	20.98	Peak
5	15076.00	40.82	6.76	34.57	35.53	48.54	68.20	19.66	Peak
6	15720.00	40.10	6.65	34.31	33.59	46.03	74.00	27.97	Peak

Remarks: 1. Emission Level= Antenna Factor + Cable Loss - Amp Factor + Reading.
 2. Margin= Limit - Emission Level.
 3. The emission levels that are 20dB below the official limit are not reported.

EST Technology

Chilingxiang, Qishantou, Santun,
Houjie, Dongguan, Guangdong, China
Tel: +86-769-83081888
Fax: +86-769-83081878

Data: 644 File: \\Emc-966-1\test data\2020\RF\IS\SHANGLANBO.EM6 (797) Date: 2020-08-06



Site no. : 1# 966 Chamber Data no. : 644
 Dis. / Ant. : 3m ANT9120D 1-18G Ant. pol. : VERTICAL
 Limit : FCCPART 15E PEAK NII
 Env. / Ins. : Temp:22.2';Humi:53%;Press:101.82kPa
 Engineer : Pablo
 EUT : Soundbar
 Power : AC 120V/60Hz
 M/N : Klipsch Cinema 1200 Sound Bar
 Test Mode : IEEE 802.11AC20 TX 5240MHz

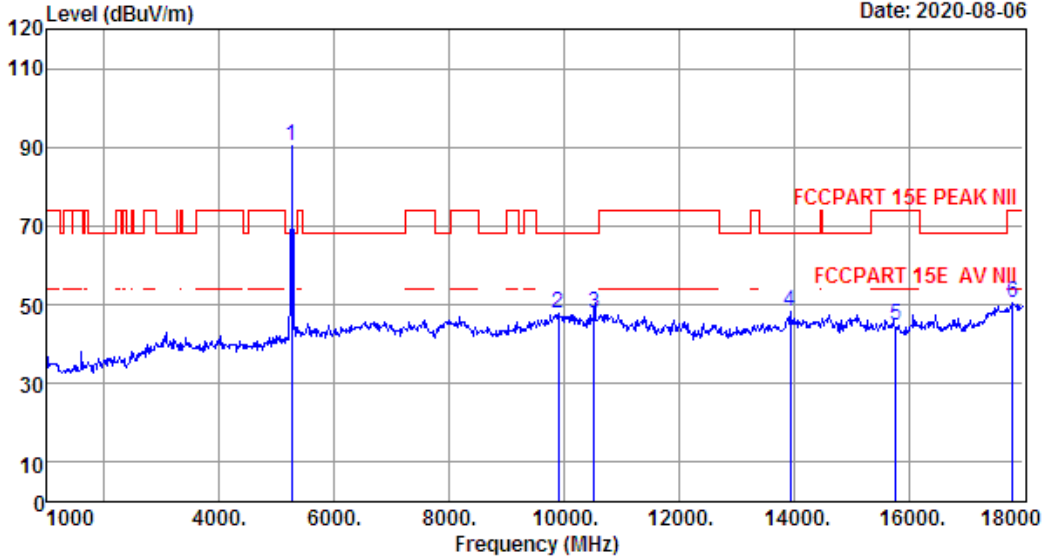
	Freq. (MHz)	Ant. Factor (dB/m)	Cable Loss (dB)	Amp Factor (dB)	Reading (dBuV)	Emission Level (dBuV/m)	Limits (dBuV/m)	Margin (dB)	Remark
1	5240.00	32.31	3.55	34.61	88.31	89.56	68.20	-21.36	Peak
2	9908.00	38.73	5.82	34.22	38.45	48.78	68.20	19.42	Peak
3	10480.00	39.39	6.02	34.35	35.72	46.78	68.20	21.42	Peak
4	14566.00	40.99	6.89	34.47	35.38	48.79	68.20	19.41	Peak
5	15720.00	40.10	6.65	34.31	32.85	45.29	74.00	28.71	Peak
6	17983.00	48.76	8.23	34.30	28.91	51.60	74.00	22.40	Peak

Remarks: 1. Emission Level= Antenna Factor + Cable Loss - Amp Factor + Reading.
 2. Margin= Limit - Emission Level.
 3. The emission levels that are 20dB below the official limit are not reported.

EST Technology

Chilingxiang, Qishantou, Santun,
Houjie, Dongguan, Guangdong, China
Tel: +86-769-83081888
Fax: +86-769-83081878

Data: 645 File: \\Emc-966-1\test data\2020\RF\IS\SHANGLANBO.EM6 (797) Date: 2020-08-06



Site no. : 1# 966 Chamber Data no. : 645
 Dis. / Ant. : 3m ANT9120D 1-18G Ant. pol. : VERTICAL
 Limit : FCCPART 15E PEAK NII
 Env. / Ins. : Temp:22.2';Humi:53%;Press:101.82kPa
 Engineer : Pablo
 EUT : Soundbar
 Power : AC 120V/60Hz
 M/N : Klipsch Cinema 1200 Sound Bar
 Test Mode : IEEE 802.11AC20 TX 5260MHz

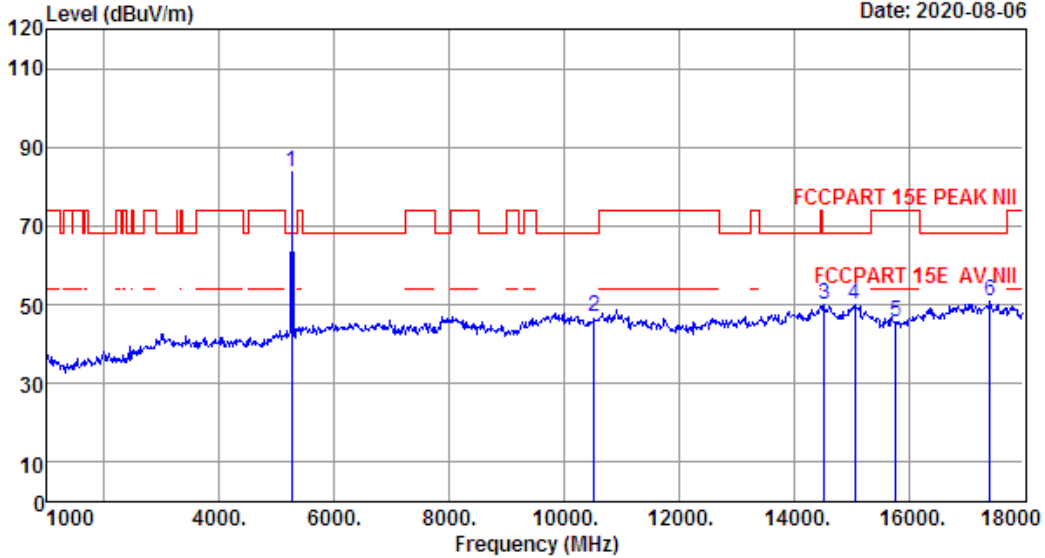
	Freq. (MHz)	Ant. Factor (dB/m)	Cable Loss (dB)	Amp Factor (dB)	Reading (dBuV)	Emission Level (dBuV/m)	Limits (dBuV/m)	Margin (dB)	Remark
1	5260.00	32.39	3.57	34.59	89.05	90.42	68.20	-22.22	Peak
2	9908.00	38.73	5.82	34.22	37.57	47.90	68.20	20.30	Peak
3	10520.00	39.43	6.02	34.36	36.81	47.90	68.20	20.30	Peak
4	13937.00	40.98	6.50	34.31	34.95	48.12	68.20	20.08	Peak
5	15780.00	40.05	6.69	34.29	32.10	44.55	74.00	29.45	Peak
6	17813.00	47.41	8.12	34.32	29.23	50.44	74.00	23.56	Peak

Remarks: 1. Emission Level= Antenna Factor + Cable Loss - Amp Factor + Reading.
 2. Margin= Limit - Emission Level.
 3. The emission levels that are 20dB below the official limit are not reported.

EST Technology

Chilingxiang, Qishantou, Santun,
Houjie, Dongguan, Guangdong, China
Tel: +86-769-83081888
Fax: +86-769-83081878

Data: 646 File: \\Emc-966-1\test data\2020\RF\IS\SHANGLANBO.EM6 (797) Date: 2020-08-06



Site no. : 1# 966 Chamber Data no. : 646
 Dis. / Ant. : 3m ANT9120D 1-18G Ant. pol. : HORIZONTAL
 Limit : FCCPART 15E PEAK NII
 Env. / Ins. : Temp:22.2';Humi:53%;Press:101.82kPa
 Engineer : Pablo
 EUT : Soundbar
 Power : AC 120V/60Hz
 M/N : Klipsch Cinema 1200 Sound Bar
 Test Mode : IEEE 802.11AC20 TX 5260MHz

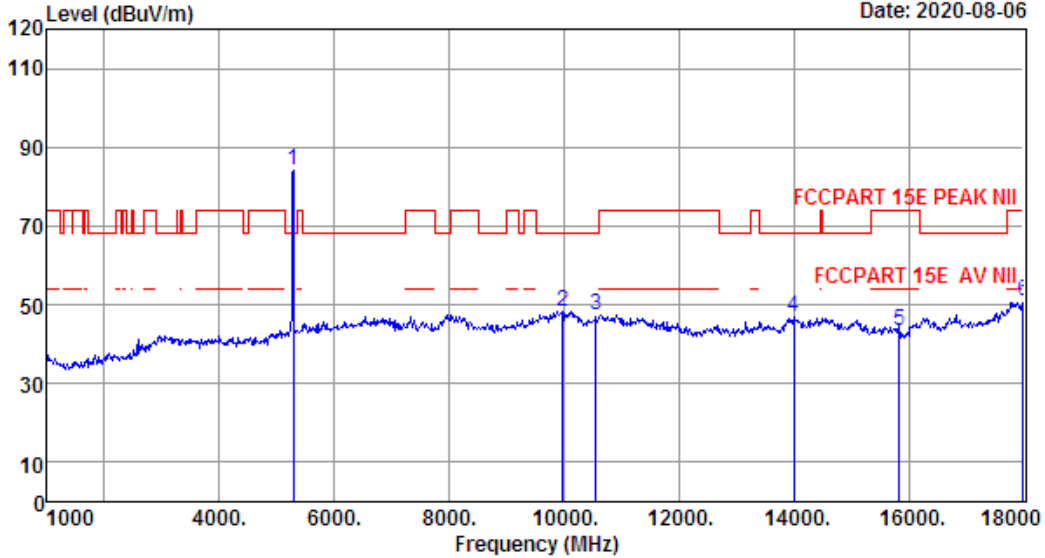
	Freq. (MHz)	Ant. Factor (dB/m)	Cable Loss (dB)	Amp Factor (dB)	Reading (dBuV)	Emission Level (dBuV/m)	Limits (dBuV/m)	Margin (dB)	Remark
1	5260.00	32.39	3.57	34.59	82.31	83.68	68.20	-15.48	Peak
2	10520.00	39.43	6.02	34.36	35.83	46.92	68.20	21.28	Peak
3	14532.00	40.99	6.89	34.46	36.44	49.86	68.20	18.34	Peak
4	15059.00	40.84	6.77	34.58	37.01	50.04	68.20	18.16	Peak
5	15780.00	40.05	6.69	34.29	33.30	45.75	74.00	28.25	Peak
6	17422.00	44.29	7.84	34.36	33.01	50.78	68.20	17.42	Peak

Remarks: 1. Emission Level= Antenna Factor + Cable Loss - Amp Factor + Reading.
 2. Margin= Limit - Emission Level.
 3. The emission levels that are 20dB below the official limit are not reported.

EST Technology

Chilingxiang, Qishantou, Santun,
Houjie, Dongguan, Guangdong, China
Tel: +86-769-83081888
Fax: +86-769-83081878

Data: 647 File: \\Emc-966-1\test data\2020\RF\IS\SHANGLANBO.EM6 (797) Date: 2020-08-06



Site no. : 1# 966 Chamber Data no. : 647
 Dis. / Ant. : 3m ANT9120D 1-18G Ant. pol. : HORIZONTAL
 Limit : FCCPART 15E PEAK NII
 Env. / Ins. : Temp:22.2';Humi:53%;Press:101.82kPa
 Engineer : Pablo
 EUT : Soundbar
 Power : AC 120V/60Hz
 M/N : Klipsch Cinema 1200 Sound Bar
 Test Mode : IEEE 802.11AC20 TX 5280MHz

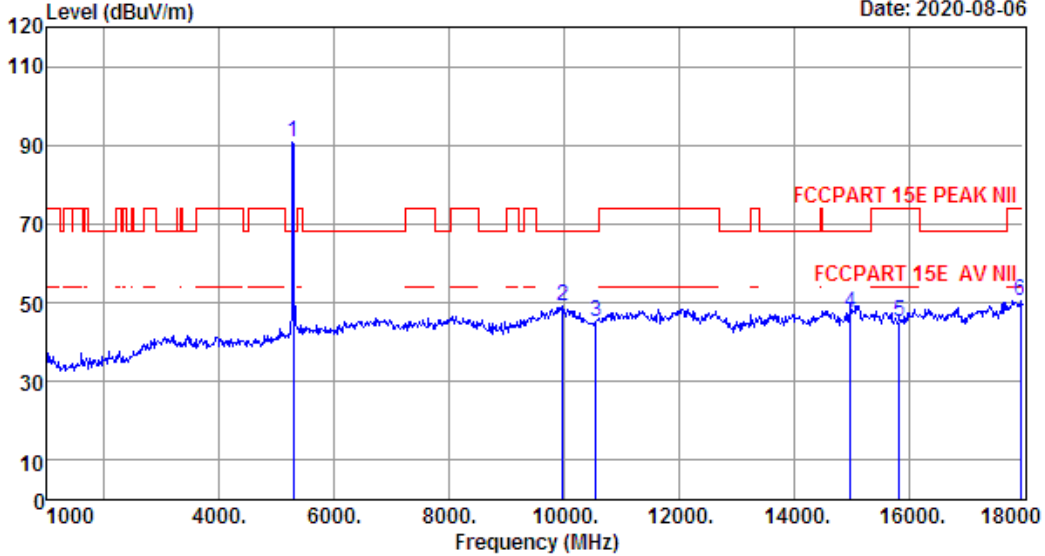
	Freq. (MHz)	Ant. Factor (dB/m)	Cable Loss (dB)	Amp Factor (dB)	Reading (dBuV)	Emission Level (dBuV/m)	Limits (dBuV/m)	Margin (dB)	Remark
1	5280.00	32.42	3.58	34.58	82.69	84.11	68.20	-15.91	Peak
2	9976.00	38.87	5.88	34.20	37.83	48.38	68.20	19.82	Peak
3	10560.00	39.46	6.03	34.37	36.32	47.44	68.20	20.76	Peak
4	14005.00	41.10	6.53	34.30	33.82	47.15	68.20	21.05	Peak
5	15840.00	39.97	6.76	34.26	30.91	43.38	74.00	30.62	Peak
6	18000.00	48.90	8.24	34.30	27.95	50.79	74.00	23.21	Peak

Remarks: 1. Emission Level= Antenna Factor + Cable Loss - Amp Factor + Reading.
 2. Margin= Limit - Emission Level.
 3. The emission levels that are 20dB below the official limit are not reported.

EST Technology

Chilingxiang, Qishantou, Santun,
Houjie, Dongguan, Guangdong, China
Tel: +86-769-83081888
Fax: +86-769-83081878

Data: 648 File: \\Emc-966-1\test data\2020\RF\IS\SHANGLANBO.EM6 (797) Date: 2020-08-06



Site no. : 1# 966 Chamber Data no. : 648
 Dis. / Ant. : 3m ANT9120D 1-18G Ant. pol. : VERTICAL
 Limit : FCCPART 15E PEAK NII
 Env. / Ins. : Temp:22.2';Humi:53%;Press:101.82kPa
 Engineer : Pablo
 EUT : Soundbar
 Power : AC 120V/60Hz
 M/N : Klipsch Cinema 1200 Sound Bar
 Test Mode : IEEE 802.11AC20 TX 5280MHz

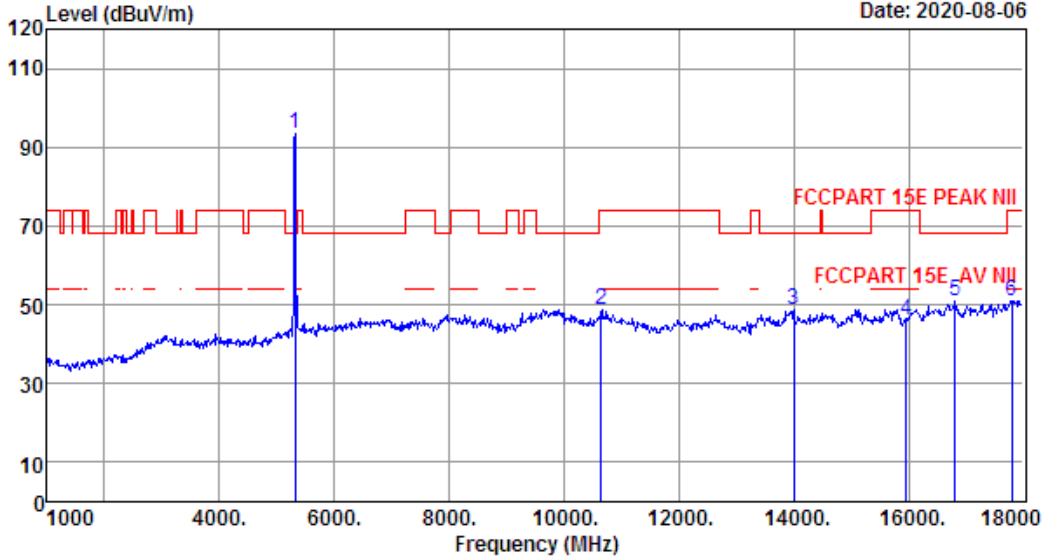
	Freq. (MHz)	Ant. Factor (dB/m)	Cable Loss (dB)	Amp Factor (dB)	Reading (dBuV)	Emission Level (dBuV/m)	Limits (dBuV/m)	Margin (dB)	Remark
1	5280.00	32.42	3.58	34.58	89.15	90.57	68.20	-22.37	Peak
2	9976.00	38.87	5.88	34.20	38.59	49.14	68.20	19.06	Peak
3	10560.00	39.46	6.03	34.37	34.02	45.14	68.20	23.06	Peak
4	14991.00	40.90	6.81	34.59	34.43	47.55	68.20	20.65	Peak
5	15840.00	39.97	6.76	34.26	32.85	45.32	74.00	28.68	Peak
6	17949.00	48.49	8.21	34.31	28.06	50.45	74.00	23.55	Peak

Remarks: 1. Emission Level= Antenna Factor + Cable Loss - Amp Factor + Reading.
 2. Margin= Limit - Emission Level.
 3. The emission levels that are 20dB below the official limit are not reported.

EST Technology

Chilingxiang, Qishantou, Santun,
Houjie, Dongguan, Guangdong, China
Tel: +86-769-83081888
Fax: +86-769-83081878

Data: 649 File: \\Emc-966-1\test data\2020\RF\IS\SHANGLANBO.EM6 (797) Date: 2020-08-06



Site no. : 1# 966 Chamber Data no. : 649
 Dis. / Ant. : 3m ANT9120D 1-18G Ant. pol. : VERTICAL
 Limit : FCCPART 15E PEAK NII
 Env. / Ins. : Temp:22.2';Humi:53%;Press:101.82kPa
 Engineer : Pablo
 EUT : Soundbar
 Power : AC 120V/60Hz
 M/N : Klipsch Cinema 1200 Sound Bar
 Test Mode : IEEE 802.11AC20 TX 5320MHz

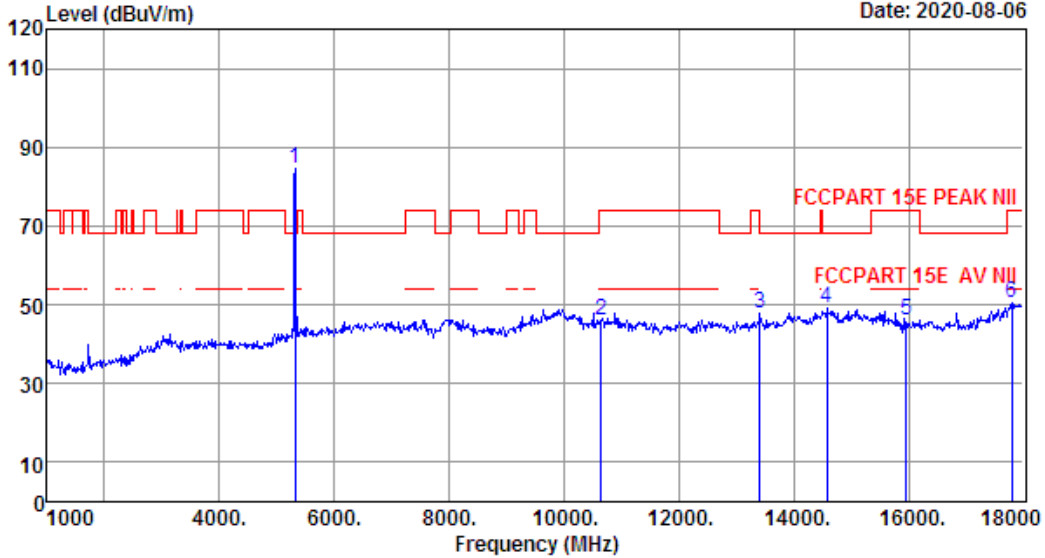
	Freq. (MHz)	Ant. Factor (dB/m)	Cable Loss (dB)	Amp Factor (dB)	Reading (dBuV)	Emission Level (dBuV/m)	Limits (dBuV/m)	Margin (dB)	Remark
1	5320.00	32.50	3.60	34.57	91.73	93.26	68.20	-25.06	Peak
2	10640.00	39.54	6.04	34.39	37.69	48.88	74.00	25.12	Peak
3	14005.00	41.10	6.53	34.30	35.59	48.92	68.20	19.28	Peak
4	15960.00	39.84	6.88	34.21	33.41	45.92	74.00	28.08	Peak
5	16810.00	40.69	7.31	34.36	37.08	50.72	68.20	17.48	Peak
6	17796.00	47.27	8.11	34.32	30.07	51.13	74.00	22.87	Peak

Remarks: 1. Emission Level= Antenna Factor + Cable Loss - Amp Factor + Reading.
 2. Margin= Limit - Emission Level.
 3. The emission levels that are 20dB below the official limit are not reported.

EST Technology

Chilingxiang, Qishantou, Santun,
Houjie, Dongguan, Guangdong, China
Tel: +86-769-83081888
Fax: +86-769-83081878

Data: 650 File: \\Emc-966-1\test data\2020\RF\IS\SHANGLANBO.EM6 (797) Date: 2020-08-06



Site no. : 1# 966 Chamber Data no. : 650
 Dis. / Ant. : 3m ANT9120D 1-18G Ant. pol. : HORIZONTAL
 Limit : FCCPART 15E PEAK NII
 Env. / Ins. : Temp:22.2';Humi:53%;Press:101.82kPa
 Engineer : Pablo
 EUT : Soundbar
 Power : AC 120V/60Hz
 M/N : Klipsch Cinema 1200 Sound Bar
 Test Mode : IEEE 802.11AC20 TX 5320MHz

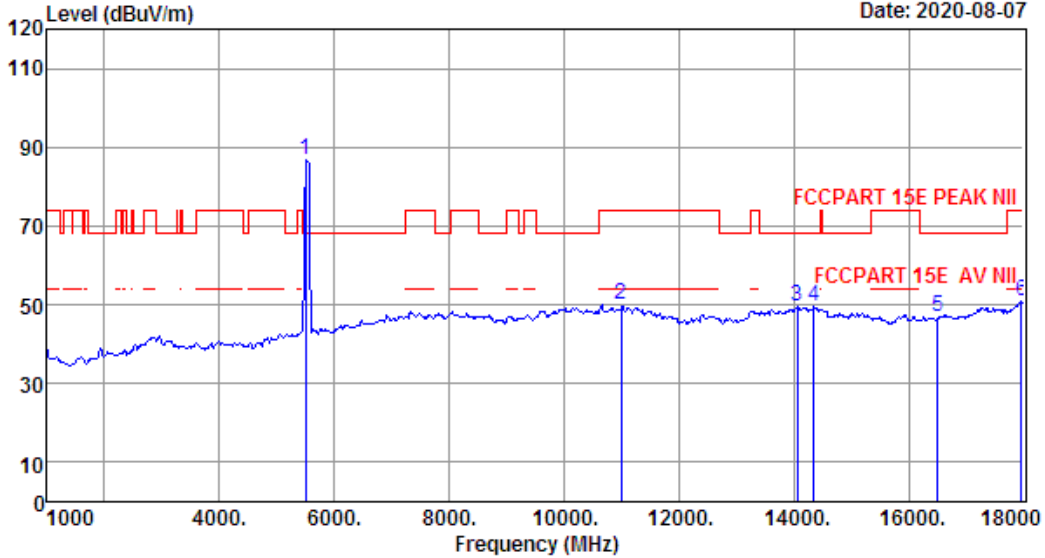
	Freq. (MHz)	Ant. Factor (dB/m)	Cable Loss (dB)	Amp Factor (dB)	Reading (dBuV)	Emission Level (dBuV/m)	Limits (dBuV/m)	Margin (dB)	Remark
1	5320.00	32.50	3.60	34.57	83.13	84.66	68.20	-16.46	Peak
2	10640.00	39.54	6.04	34.39	34.69	45.88	74.00	28.12	Peak
3	13410.00	40.09	6.32	34.36	35.68	47.73	68.20	20.47	Peak
4	14583.00	40.98	6.89	34.47	35.63	49.03	68.20	19.17	Peak
5	15960.00	39.84	6.88	34.21	33.52	46.03	74.00	27.97	Peak
6	17796.00	47.27	8.11	34.32	29.59	50.65	74.00	23.35	Peak

Remarks: 1. Emission Level= Antenna Factor + Cable Loss - Amp Factor + Reading.
 2. Margin= Limit - Emission Level.
 3. The emission levels that are 20dB below the official limit are not reported.

EST Technology

Chilingxiang, Qishantou, Santun,
Houjie, Dongguan, Guangdong, China
Tel: +86-769-83081888
Fax: +86-769-83081878

Data: 651 File: \\Emc-966-1\test data\2020\RF\IS\SHANGLANBO.EM6 (797) Date: 2020-08-07



Site no. : 1# 966 Chamber Data no. : 651
 Dis. / Ant. : 3m ANT9120D 1-18G Ant. pol. : VERTICAL
 Limit : FCCPART 15E PEAK NII
 Env. / Ins. : Temp:28.4';Humi:51%;Press:101.82kPa
 Engineer : Pablo
 EUT : Soundbar
 Power : AC 120V/60Hz
 M/N : Klipsch Cinema 1200 Sound Bar
 Test Mode : IEEE 802.11AC20 TX 5500MHz

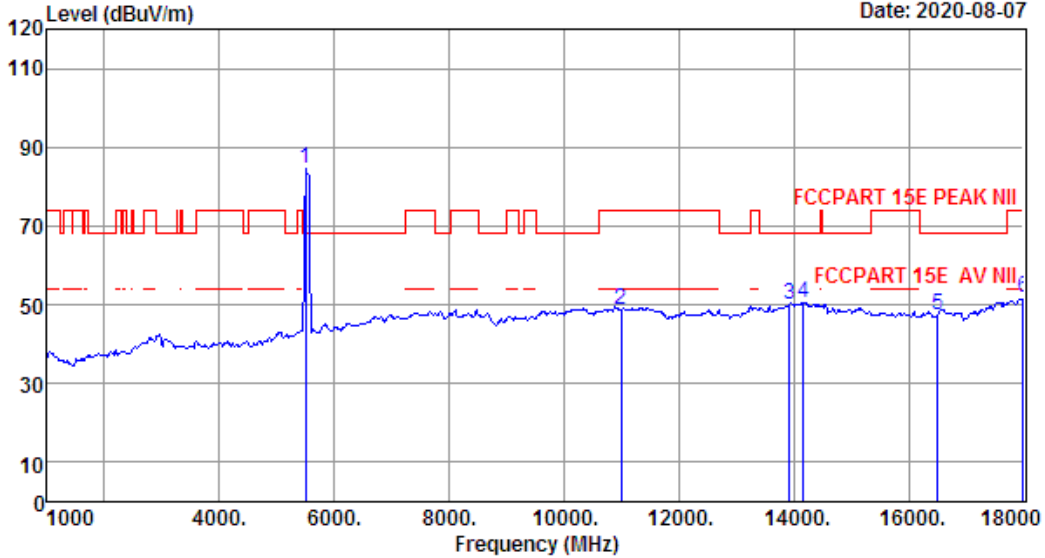
	Freq. (MHz)	Ant. Factor (dB/m)	Cable Loss (dB)	Amp Factor (dB)	Reading (dBuV)	Emission Level (dBuV/m)	Limits (dBuV/m)	Margin (dB)	Remark
1	5500.00	32.90	3.71	34.50	84.73	86.84	68.20	-18.64	Peak
2	11000.00	39.90	6.11	34.50	38.44	49.95	74.00	24.05	Peak
3	14056.00	41.09	6.57	34.32	36.10	49.44	68.20	18.76	Peak
4	14345.00	41.03	6.79	34.40	36.05	49.47	68.20	18.73	Peak
5	16500.00	40.36	7.12	34.30	33.77	46.95	68.20	21.25	Peak
6	17966.00	48.63	8.22	34.30	28.20	50.75	74.00	23.25	Peak

Remarks: 1. Emission Level= Antenna Factor + Cable Loss - Amp Factor + Reading.
 2. Margin= Limit - Emission Level.
 3. The emission levels that are 20dB below the official limit are not reported.

EST Technology

Chilingxiang, Qishantou, Santun,
Houjie, Dongguan, Guangdong, China
Tel: +86-769-83081888
Fax: +86-769-83081878

Data: 652 File: \\Emc-966-1\test data\2020\RF\IS\SHANGLANBO.EM6 (797) Date: 2020-08-07



Site no. : 1# 966 Chamber Data no. : 652
 Dis. / Ant. : 3m ANT9120D 1-18G Ant. pol. : HORIZONTAL
 Limit : FCCPART 15E PEAK NII
 Env. / Ins. : Temp:28.4';Humi:51%;Press:101.82kPa
 Engineer : Pablo
 EUT : Soundbar
 Power : AC 120V/60Hz
 M/N : Klipsch Cinema 1200 Sound Bar
 Test Mode : IEEE 802.11AC20 TX 5500MHz

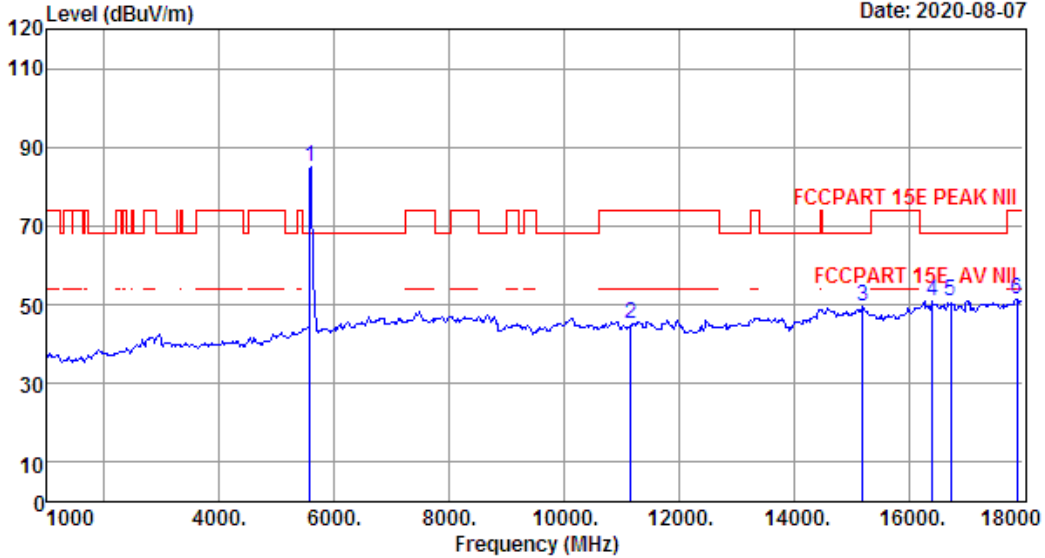
	Freq. (MHz)	Ant. Factor (dB/m)	Cable Loss (dB)	Amp Factor (dB)	Reading (dBuV)	Emission Level (dBuV/m)	Limits (dBuV/m)	Margin (dB)	Remark
1	5500.00	32.90	3.71	34.50	82.26	84.37	68.20	-16.17	Peak
2	11000.00	39.90	6.11	34.50	36.99	48.50	74.00	25.50	Peak
3	13920.00	40.96	6.50	34.31	37.05	50.20	68.20	18.00	Peak
4	14175.00	41.07	6.66	34.35	37.07	50.45	68.20	17.75	Peak
5	16500.00	40.36	7.12	34.30	34.27	47.45	68.20	20.75	Peak
6	18000.00	48.90	8.24	34.30	29.00	51.84	74.00	22.16	Peak

Remarks: 1. Emission Level= Antenna Factor + Cable Loss - Amp Factor + Reading.
 2. Margin= Limit - Emission Level.
 3. The emission levels that are 20dB below the official limit are not reported.

EST Technology

Chilingxiang, Qishantou, Santun,
Houjie, Dongguan, Guangdong, China
Tel: +86-769-83081888
Fax: +86-769-83081878

Data: 653 File: \\Emc-966-1\test data\2020\RF\IS\SHANGLANBO.EM6 (797) Date: 2020-08-07



Site no. : 1# 966 Chamber Data no. : 653
 Dis. / Ant. : 3m ANT9120D 1-18G Ant. pol. : VERTICAL
 Limit : FCCPART 15E PEAK NII
 Env. / Ins. : Temp:28.4';Humi:51%;Press:101.82kPa
 Engineer : Pablo
 EUT : Soundbar
 Power : AC 120V/60Hz
 M/N : Klipsch Cinema 1200 Sound Bar
 Test Mode : IEEE 802.11AC20 TX 5580MHz

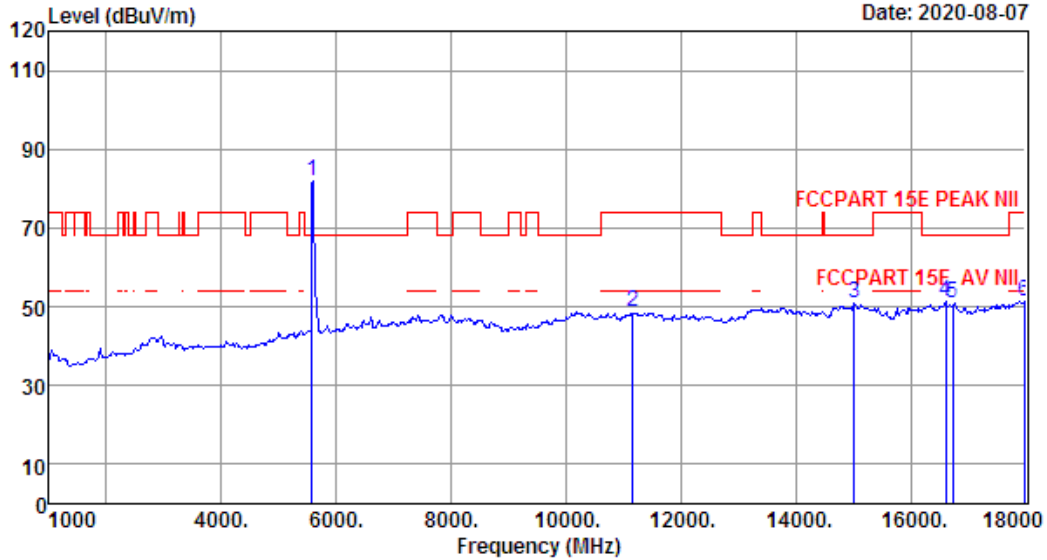
	Freq. (MHz)	Ant. Factor (dB/m)	Cable Loss (dB)	Amp Factor (dB)	Reading (dBuV)	Emission Level (dBuV/m)	Limits (dBuV/m)	Margin (dB)	Remark
1	5580.00	32.89	3.79	34.47	82.70	84.91	68.20	-16.71	Peak
2	11160.00	39.90	6.12	34.55	33.85	45.32	74.00	28.68	Peak
3	15195.00	40.69	6.67	34.52	36.55	49.39	68.20	18.81	Peak
4	16419.00	40.27	7.09	34.28	37.93	51.01	68.20	17.19	Peak
5	16740.00	40.62	7.26	34.35	37.36	50.89	68.20	17.31	Peak
6	17881.00	47.95	8.16	34.31	29.50	51.30	74.00	22.70	Peak

Remarks: 1. Emission Level= Antenna Factor + Cable Loss - Amp Factor + Reading.
 2. Margin= Limit - Emission Level.
 3. The emission levels that are 20dB below the official limit are not reported.

EST Technology

Chilingxiang, Qishantou, Santun,
Houjie, Dongguan, Guangdong, China
Tel: +86-769-83081888
Fax: +86-769-83081878

Data: 654 File: \\Emc-966-1\test data\2020\RF\IS\SHANGLANBO.EM6 (797) Date: 2020-08-07



Site no. : 1# 966 Chamber Data no. : 654
 Dis. / Ant. : 3m ANT9120D 1-18G Ant. pol. : HORIZONTAL
 Limit : FCCPART 15E PEAK NII
 Env. / Ins. : Temp:28.4';Humi:51%;Press:101.82kPa
 Engineer : Pablo
 EUT : Soundbar
 Power : AC 120V/60Hz
 M/N : Klipsch Cinema 1200 Sound Bar
 Test Mode : IEEE 802.11AC20 TX 5580MHz

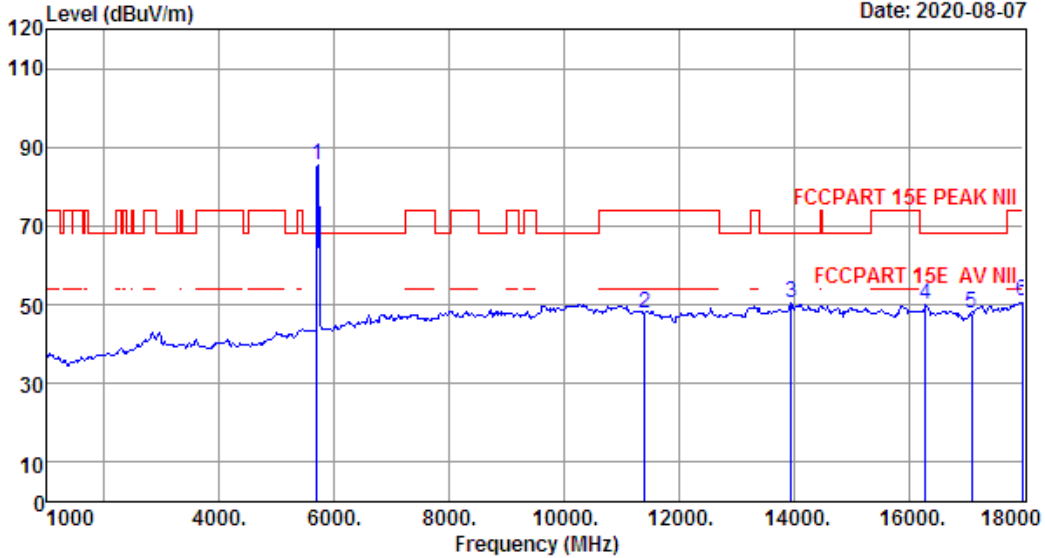
	Freq. (MHz)	Ant. Factor (dB/m)	Cable Loss (dB)	Amp Factor (dB)	Reading (dBuV)	Emission Level (dBuV/m)	Limits (dBuV/m)	Margin (dB)	Remark
1	5580.00	32.89	3.79	34.47	79.91	82.12	68.20	-13.92	Peak
2	11160.00	39.90	6.12	34.55	37.28	48.75	74.00	25.25	Peak
3	15025.00	40.88	6.80	34.59	37.85	50.94	68.20	17.26	Peak
4	16606.00	40.47	7.18	34.32	38.00	51.33	68.20	16.87	Peak
5	16740.00	40.62	7.26	34.35	37.41	50.94	68.20	17.26	Peak
6	17983.00	48.76	8.23	34.30	28.89	51.58	74.00	22.42	Peak

Remarks: 1. Emission Level= Antenna Factor + Cable Loss - Amp Factor + Reading.
 2. Margin= Limit - Emission Level.
 3. The emission levels that are 20dB below the official limit are not reported.

EST Technology

Chilingxiang, Qishantou, Santun,
Houjie, Dongguan, Guangdong, China
Tel: +86-769-83081888
Fax: +86-769-83081878

Data: 655 File: \\Emc-966-1\test data\2020\RF\IS\SHANGLANBO.EM6 (797) Date: 2020-08-07



Site no. : 1# 966 Chamber Data no. : 655
 Dis. / Ant. : 3m ANT9120D 1-18G Ant. pol. : HORIZONTAL
 Limit : FCCPART 15E PEAK NII
 Env. / Ins. : Temp:28.4';Humi:51%;Press:101.82kPa
 Engineer : Pablo
 EUT : Soundbar
 Power : AC 120V/60Hz
 M/N : Klipsch Cinema 1200 Sound Bar
 Test Mode : IEEE 802.11AC20 TX 5700MHz

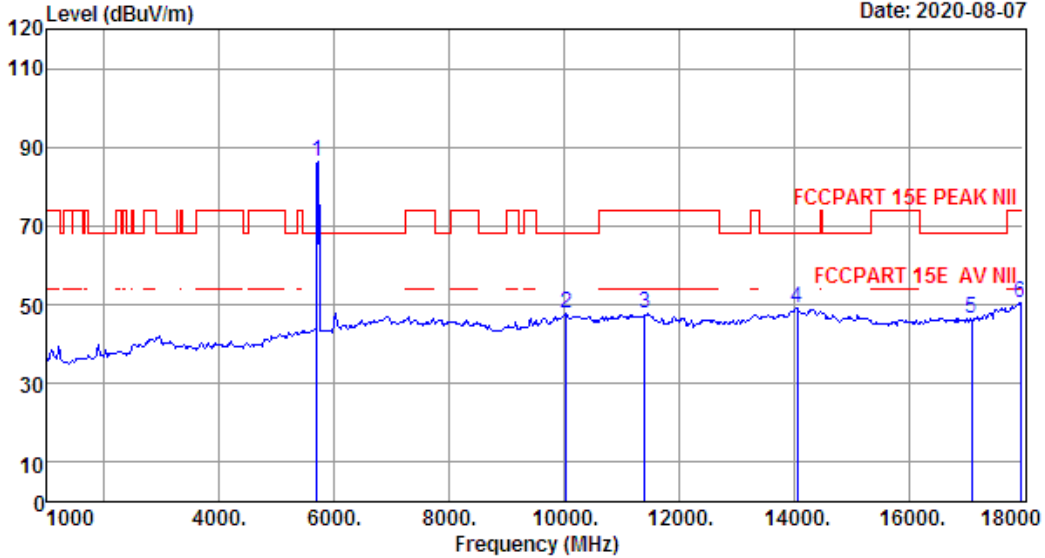
	Freq. (MHz)	Ant. Factor (dB/m)	Cable Loss (dB)	Amp Factor (dB)	Reading (dBuV)	Emission Level (dBuV/m)	Limits (dBuV/m)	Margin (dB)	Remark
1	5700.00	32.86	3.94	34.42	82.89	85.27	68.20	-17.07	Peak
2	11400.00	39.90	6.14	34.62	36.28	47.70	74.00	26.30	Peak
3	13954.00	41.01	6.51	34.31	37.43	50.64	68.20	17.56	Peak
4	16300.00	40.14	7.04	34.26	37.11	50.03	68.20	18.17	Peak
5	17100.00	41.71	7.52	34.39	32.80	47.64	68.20	20.56	Peak
6	17983.00	48.76	8.23	34.30	28.05	50.74	74.00	23.26	Peak

Remarks: 1. Emission Level= Antenna Factor + Cable Loss - Amp Factor + Reading.
 2. Margin= Limit - Emission Level.
 3. The emission levels that are 20dB below the official limit are not reported.

EST Technology

Chilingxiang, Qishantou, Santun,
Houjie, Dongguan, Guangdong, China
Tel: +86-769-83081888
Fax: +86-769-83081878

Data: 656 File: \\Emc-966-1\test data\2020\RF\IS\SHANGLANBO.EM6 (797) Date: 2020-08-07



Site no. : 1# 966 Chamber Data no. : 656
 Dis. / Ant. : 3m ANT9120D 1-18G Ant. pol. : VERTICAL
 Limit : FCCPART 15E PEAK NII
 Env. / Ins. : Temp:28.4';Humi:51%;Press:101.82kPa
 Engineer : Pablo
 EUT : Soundbar
 Power : AC 120V/60Hz
 M/N : Klipsch Cinema 1200 Sound Bar
 Test Mode : IEEE 802.11AC20 TX 5700MHz

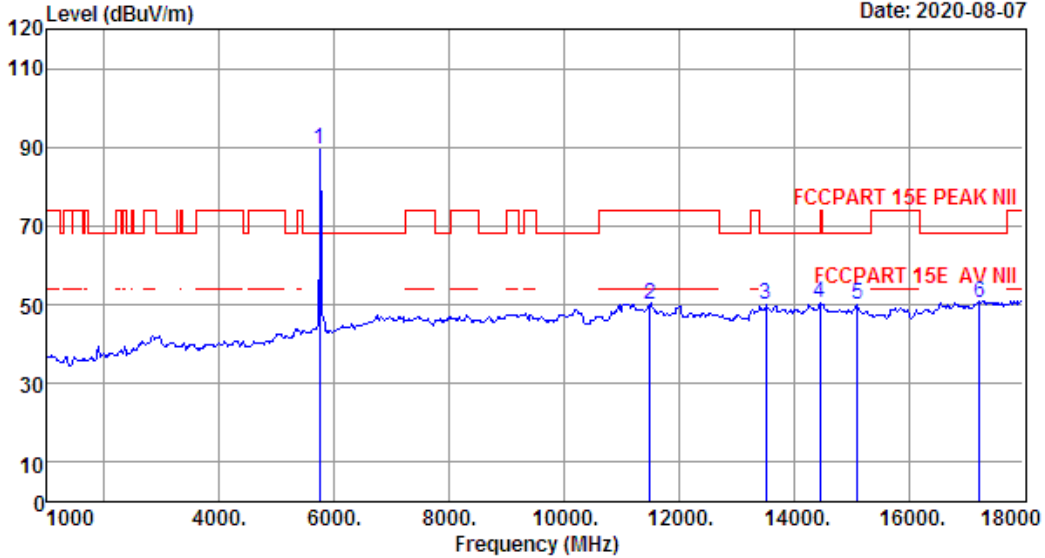
	Freq. (MHz)	Ant. Factor (dB/m)	Cable Loss (dB)	Amp Factor (dB)	Reading (dBuV)	Emission Level (dBuV/m)	Limits (dBuV/m)	Margin (dB)	Remark
1	5700.00	32.86	3.94	34.42	84.04	86.42	68.20	-18.22	Peak
2	10044.00	38.95	5.90	34.22	37.01	47.64	68.20	20.56	Peak
3	11400.00	39.90	6.14	34.62	36.22	47.64	74.00	26.36	Peak
4	14056.00	41.09	6.57	34.32	35.96	49.30	68.20	18.90	Peak
5	17100.00	41.71	7.52	34.39	31.46	46.30	68.20	21.90	Peak
6	17949.00	48.49	8.21	34.31	28.08	50.47	74.00	23.53	Peak

Remarks: 1. Emission Level= Antenna Factor + Cable Loss - Amp Factor + Reading.
 2. Margin= Limit - Emission Level.
 3. The emission levels that are 20dB below the official limit are not reported.

EST Technology

Chilingxiang, Qishantou, Santun,
Houjie, Dongguan, Guangdong, China
Tel: +86-769-83081888
Fax: +86-769-83081878

Data: 657 File: \\Emc-966-1\test data\2020\RF\IS\SHANGLANBO.EM6 (797) Date: 2020-08-07



Site no. : 1# 966 Chamber Data no. : 657
 Dis. / Ant. : 3m ANT9120D 1-18G Ant. pol. : VERTICAL
 Limit : FCCPART 15E PEAK NII
 Env. / Ins. : Temp:28.4';Humi:51%;Press:101.82kPa
 Engineer : Pablo
 EUT : Soundbar
 Power : AC 120V/60Hz
 M/N : Klipsch Cinema 1200 Sound Bar
 Test Mode : IEEE 802.11AC20 TX 5745MHz

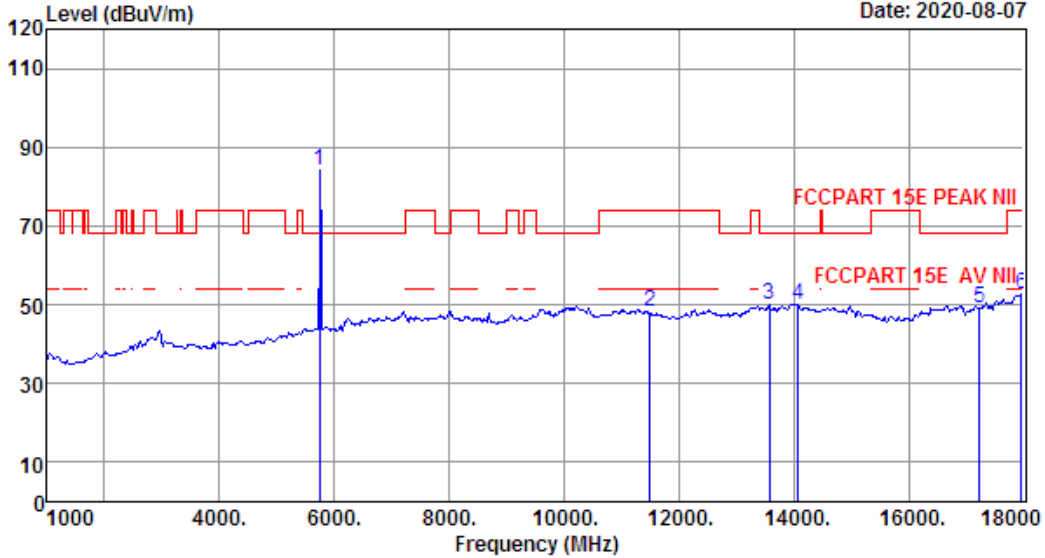
	Freq. (MHz)	Ant. Factor (dB/m)	Cable Loss (dB)	Amp Factor (dB)	Reading (dBuV)	Emission Level (dBuV/m)	Limits (dBuV/m)	Margin (dB)	Remark
1	5745.00	32.85	4.00	34.40	86.90	89.35	68.20	-21.15	Peak
2	11490.00	39.90	6.15	34.65	38.45	49.85	74.00	24.15	Peak
3	13512.00	40.26	6.34	34.35	37.60	49.85	68.20	18.35	Peak
4	14464.00	41.01	6.87	34.44	36.90	50.34	68.20	17.86	Peak
5	15110.00	40.79	6.73	34.56	36.96	49.92	68.20	18.28	Peak
6	17235.00	42.80	7.65	34.38	34.25	50.32	68.20	17.88	Peak

Remarks: 1. Emission Level= Antenna Factor + Cable Loss - Amp Factor + Reading.
 2. Margin= Limit - Emission Level.
 3. The emission levels that are 20dB below the official limit are not reported.

EST Technology

Chilingxiang, Qishantou, Santun,
Houjie, Dongguan, Guangdong, China
Tel: +86-769-83081888
Fax: +86-769-83081878

Data: 658 File: \\Emc-966-1\test data\2020\RF\IS\SHANGLANBO.EM6 (797) Date: 2020-08-07



Site no. : 1# 966 Chamber Data no. : 658
 Dis. / Ant. : 3m ANT9120D 1-18G Ant. pol. : HORIZONTAL
 Limit : FCCPART 15E PEAK NII
 Env. / Ins. : Temp:28.4';Humi:51%;Press:101.82kPa
 Engineer : Pablo
 EUT : Soundbar
 Power : AC 120V/60Hz
 M/N : Klipsch Cinema 1200 Sound Bar
 Test Mode : IEEE 802.11AC20 TX 5745MHz

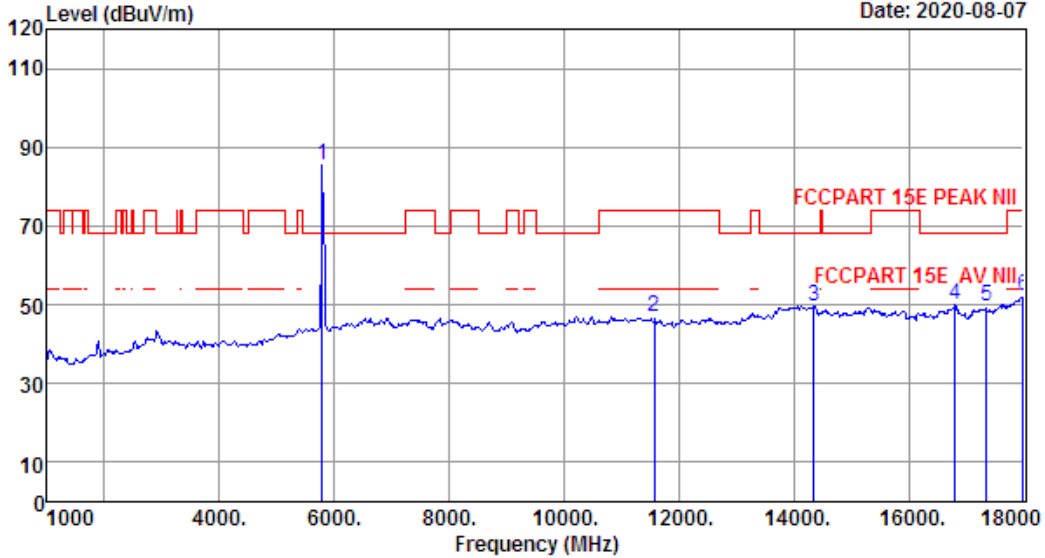
	Freq. (MHz)	Ant. Factor (dB/m)	Cable Loss (dB)	Amp Factor (dB)	Reading (dBuV)	Emission Level (dBuV/m)	Limits (dBuV/m)	Margin (dB)	Remark
1	5745.00	32.85	4.00	34.40	81.75	84.20	68.20	-16.00	Peak
2	11490.00	39.90	6.15	34.65	37.04	48.44	74.00	25.56	Peak
3	13580.00	40.38	6.36	34.34	37.69	50.09	68.20	18.11	Peak
4	14073.00	41.09	6.58	34.32	36.90	50.25	68.20	17.95	Peak
5	17235.00	42.80	7.65	34.38	33.18	49.25	68.20	18.95	Peak
6	17966.00	48.63	8.22	34.30	30.26	52.81	74.00	21.19	Peak

Remarks: 1. Emission Level= Antenna Factor + Cable Loss - Amp Factor + Reading.
 2. Margin= Limit - Emission Level.
 3. The emission levels that are 20dB below the official limit are not reported.

EST Technology

Chilingxiang, Qishantou, Santun,
Houjie, Dongguan, Guangdong, China
Tel: +86-769-83081888
Fax: +86-769-83081878

Data: 659 File: \\Emc-966-1\test data\2020\RF\IS\SHANGLANBO.EM6 (797) Date: 2020-08-07



Site no. : 1# 966 Chamber Data no. : 659
 Dis. / Ant. : 3m ANT9120D 1-18G Ant. pol. : HORIZONTAL
 Limit : FCCPART 15E PEAK NII
 Env. / Ins. : Temp:28.4';Humi:51%;Press:101.82kPa
 Engineer : Pablo
 EUT : Soundbar
 Power : AC 120V/60Hz
 M/N : Klipsch Cinema 1200 Sound Bar
 Test Mode : IEEE 802.11AC20 TX 5785MHz

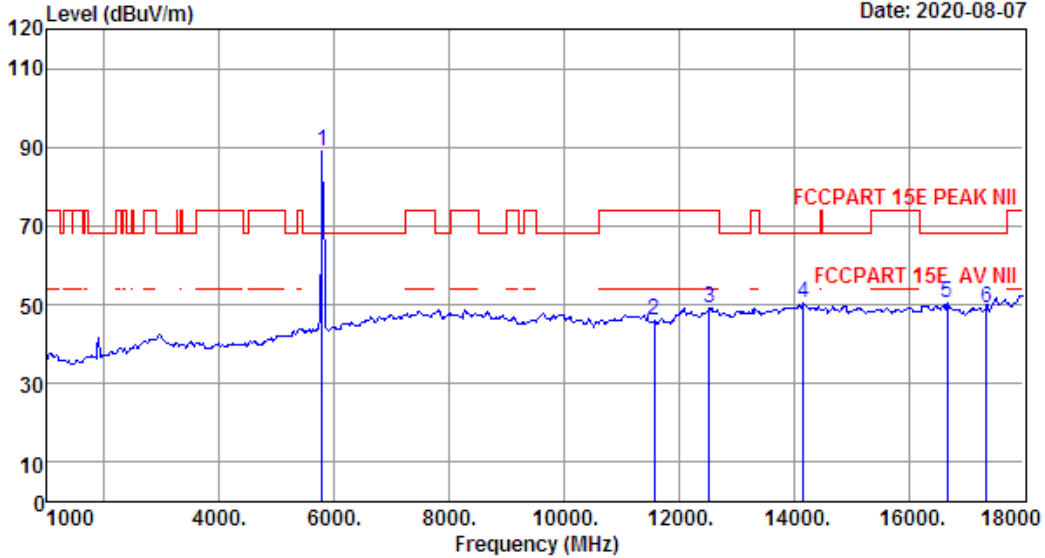
	Freq. (MHz)	Ant. Factor (dB/m)	Cable Loss (dB)	Amp Factor (dB)	Reading (dBUV)	Emission Level (dBUV/m)	Limits (dBUV/m)	Margin (dB)	Remark
1	5785.00	32.84	4.05	34.39	83.13	85.63	68.20	-17.43	Peak
2	11570.00	39.90	6.12	34.67	35.47	46.82	74.00	27.18	Peak
3	14345.00	41.03	6.79	34.40	36.19	49.61	68.20	18.59	Peak
4	16810.00	40.69	7.31	34.36	36.27	49.91	68.20	18.29	Peak
5	17355.00	43.75	7.77	34.36	32.45	49.61	68.20	18.59	Peak
6	18000.00	48.90	8.24	34.30	29.25	52.09	74.00	21.91	Peak

Remarks: 1. Emission Level= Antenna Factor + Cable Loss - Amp Factor + Reading.
 2. Margin= Limit - Emission Level.
 3. The emission levels that are 20dB below the official limit are not reported.

EST Technology

Chilingxiang, Qishantou, Santun,
Houjie, Dongguan, Guangdong, China
Tel: +86-769-83081888
Fax: +86-769-83081878

Data: 660 File: \\Emc-966-1\test data\2020\RF\IS\SHANGLANBO.EM6 (797) Date: 2020-08-07



Site no. : 1# 966 Chamber Data no. : 660
 Dis. / Ant. : 3m ANT9120D 1-18G Ant. pol. : VERTICAL
 Limit : FCCPART 15E PEAK NII
 Env. / Ins. : Temp:28.4';Humi:51%;Press:101.82kPa
 Engineer : Pablo
 EUT : Soundbar
 Power : AC 120V/60Hz
 M/N : Klipsch Cinema 1200 Sound Bar
 Test Mode : IEEE 802.11AC20 TX 5785MHz

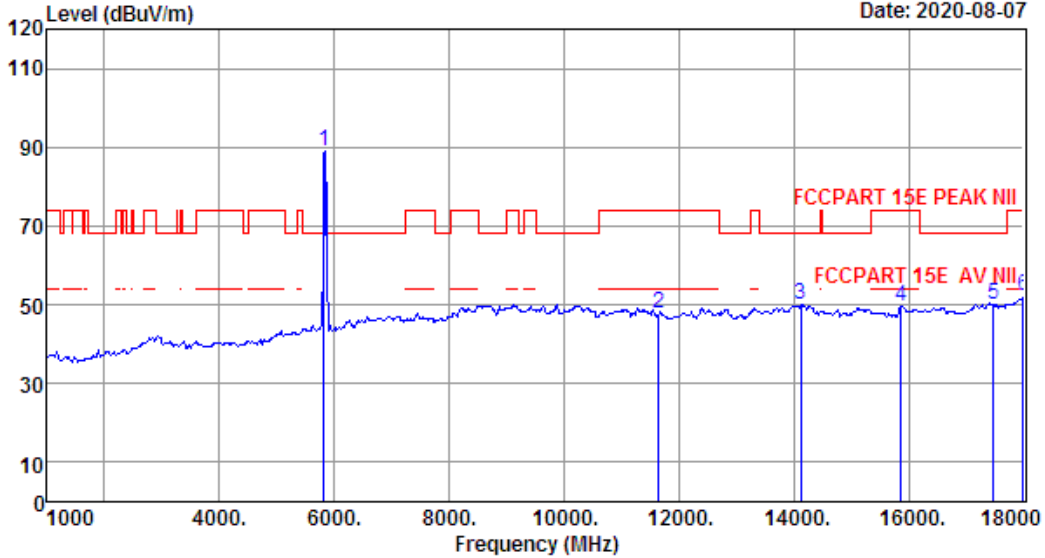
	Freq. (MHz)	Ant. Factor (dB/m)	Cable Loss (dB)	Amp Factor (dB)	Reading (dBuV)	Emission Level (dBuV/m)	Limits (dBuV/m)	Margin (dB)	Remark
1	5785.00	32.84	4.05	34.39	86.44	88.94	68.20	-20.74	Peak
2	11570.00	39.90	6.12	34.67	34.51	45.86	74.00	28.14	Peak
3	12526.00	39.64	6.21	34.59	38.04	49.30	74.00	24.70	Peak
4	14175.00	41.07	6.66	34.35	36.94	50.32	68.20	17.88	Peak
5	16674.00	40.55	7.22	34.34	36.86	50.29	68.20	17.91	Peak
6	17355.00	43.75	7.77	34.36	32.14	49.30	68.20	18.90	Peak

Remarks: 1. Emission Level= Antenna Factor + Cable Loss - Amp Factor + Reading.
 2. Margin= Limit - Emission Level.
 3. The emission levels that are 20dB below the official limit are not reported.

EST Technology

Chilingxiang, Qishantou, Santun,
Houjie, Dongguan, Guangdong, China
Tel: +86-769-83081888
Fax: +86-769-83081878

Data: 661 File: \\Emc-966-1\test data\2020\RF\IS\SHANGLANBO.EM6 (797) Date: 2020-08-07



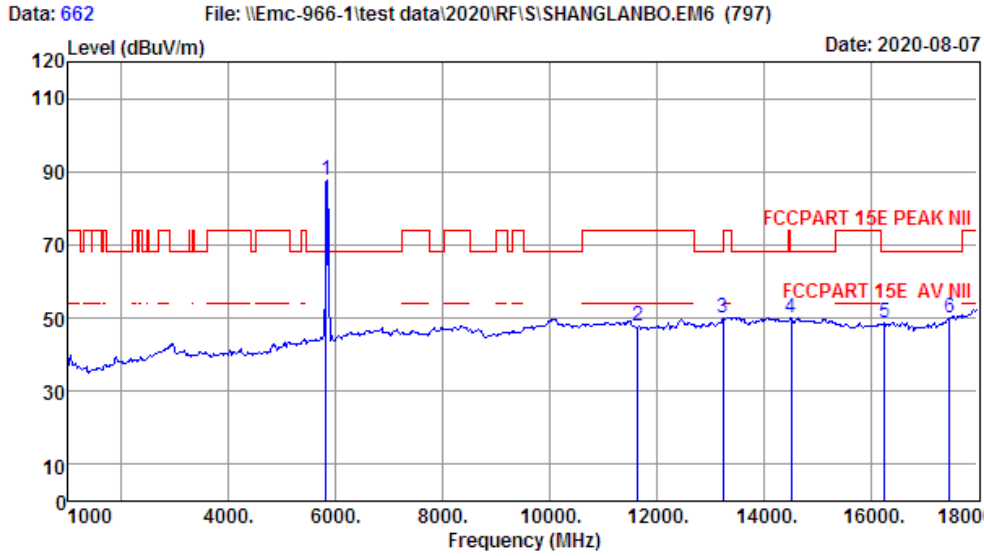
Site no. : 1# 966 Chamber Data no. : 661
 Dis. / Ant. : 3m ANT9120D 1-18G Ant. pol. : VERTICAL
 Limit : FCCPART 15E PEAK NII
 Env. / Ins. : Temp:28.4';Humi:51%;Press:101.82kPa
 Engineer : Pablo
 EUT : Soundbar
 Power : AC 120V/60Hz
 M/N : Klipsch Cinema 1200 Sound Bar
 Test Mode : IEEE 802.11AC20 TX 5825MHz

	Freq. (MHz)	Ant. Factor (dB/m)	Cable Loss (dB)	Amp Factor (dB)	Reading (dBuV)	Emission Level (dBuV/m)	Limits (dBuV/m)	Margin (dB)	Remark
1	5825.00	32.83	4.11	34.37	86.32	88.89	68.20	-20.69	Peak
2	11650.00	39.90	6.08	34.69	36.72	48.01	74.00	25.99	Peak
3	14124.00	41.08	6.62	34.34	36.63	49.99	68.20	18.21	Peak
4	15875.00	39.93	6.79	34.25	37.10	49.57	74.00	24.43	Peak
5	17475.00	44.70	7.89	34.35	31.95	50.19	68.20	18.01	Peak
6	18000.00	48.90	8.24	34.30	29.35	52.19	74.00	21.81	Peak

Remarks: 1. Emission Level= Antenna Factor + Cable Loss - Amp Factor + Reading.
 2. Margin= Limit - Emission Level.
 3. The emission levels that are 20dB below the official limit are not reported.

EST Technology

Chilingxiang, Qishantou, Santun,
Houjie, Dongguan, Guangdong, China
Tel: +86-769-83081888
Fax: +86-769-83081878



Site no. : 1# 966 Chamber Data no. : 662
 Dis. / Ant. : 3m ANT9120D 1-18G Ant. pol. : HORIZONTAL
 Limit : FCCPART 15E PEAK NII
 Env. / Ins. : Temp:28.4';Humi:51%;Press:101.82kPa
 Engineer : Pablo
 EUT : Soundbar
 Power : AC 120V/60Hz
 M/N : Klipsch Cinema 1200 Sound Bar
 Test Mode : IEEE 802.11AC20 TX 5825MHz

	Freq. (MHz)	Ant. Factor (dB/m)	Cable Loss (dB)	Amp Factor (dB)	Reading (dBuV)	Emission Level (dBuV/m)	Limits (dBuV/m)	Margin (dB)	Remark
1	5825.00	32.83	4.11	34.37	85.13	87.70	68.20	-19.50	Peak
2	11650.00	39.90	6.08	34.69	36.51	47.80	74.00	26.20	Peak
3	13240.00	39.80	6.30	34.38	38.33	50.05	68.20	18.15	Peak
4	14515.00	41.00	6.90	34.45	36.76	50.21	68.20	17.99	Peak
5	16266.00	40.10	7.02	34.25	35.86	48.73	68.20	19.47	Peak
6	17475.00	44.70	7.89	34.35	31.81	50.05	68.20	18.15	Peak

Remarks: 1. Emission Level= Antenna Factor + Cable Loss - Amp Factor + Reading.
 2. Margin= Limit - Emission Level.
 3. The emission levels that are 20dB below the official limit are not reported.

Note:

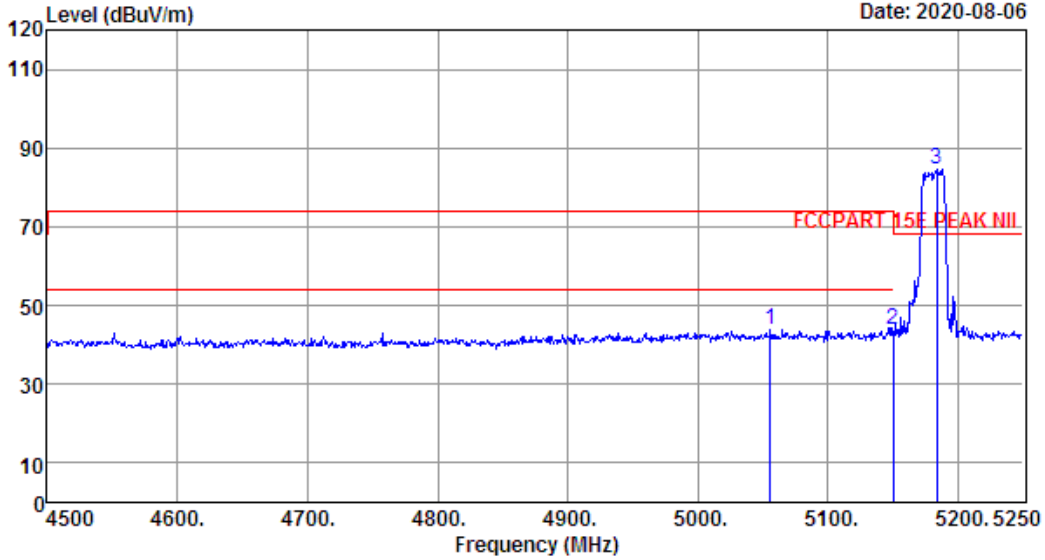
1. The amplitude of 18GHz to 40GHz spurious emission that is attenuated by more than 20dB below the permissible limit has no need to be reported.
2. All test mode had been pre-test, only Low/Middle/High Channel of the worst case modulation mode was reported.

Radiated Band Edge(ANT 1)

EST Technology

Chilingxiang, Qishantou, Santun,
Houjie, Dongguan,Guangdong,China
Tel:+86-769-83081888
Fax:+86-769-83081878

Data: 663 File: \\Emc-966-1\test data\2020\RF\SI\SHANGLANBO.EM6 (802) Date: 2020-08-06



Site no. : 1# 966 Chamber Data no. : 663
 Dis. / Ant. : 3m ANT9120D 1-18G Ant. pol. : HORIZONTAL
 Limit : FCCPART 15E PEAK NII
 Env. / Ins. : Temp:22.2';Humi:53%;Press:101.82kPa
 Engineer : Pablo
 EUT : Soundbar
 Power : AC 120V/60Hz
 M/N : Klipsch Cinema 1200 Sound Bar
 Test Mode : IEEE 802.11AC20 TX 5180MHz

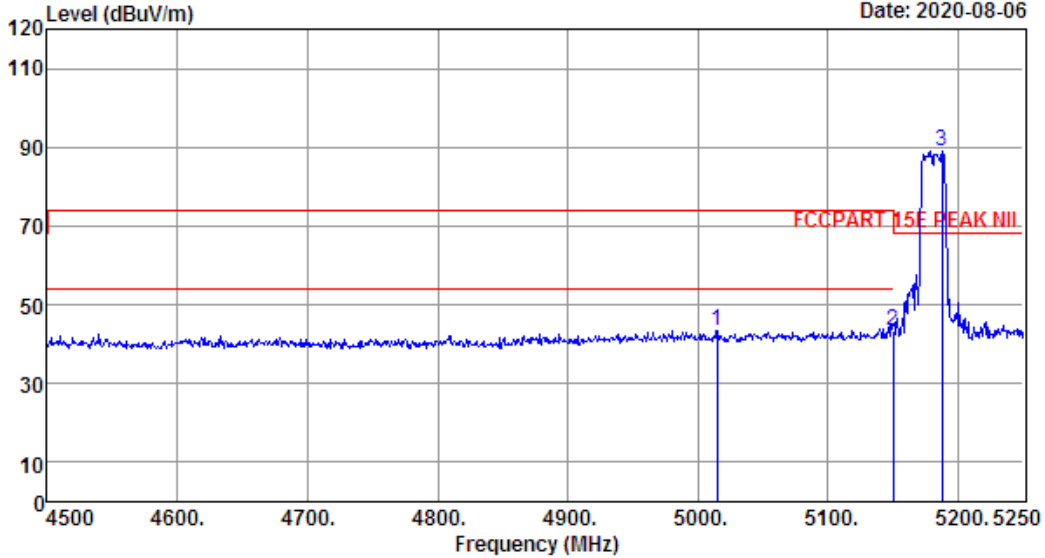
	Ant. Freq. (MHz)	Ant. Factor (dB/m)	Cable Loss (dB)	Amp Factor (dB)	Reading (dBuV)	Emission Level (dBuV/m)	Limits (dBuV/m)	Margin (dB)	Remark
1	5055.75	31.95	3.45	34.67	43.09	43.82	74.00	30.18	Peak
2	5150.00	32.13	3.50	34.64	42.83	43.82	68.20	24.38	Peak
3	5183.25	32.20	3.52	34.63	83.33	84.42	68.20	-16.22	Peak

Remarks: 1. Emission Level= Antenna Factor + Cable Loss - Amp Factor + Reading.
 2. Margin= Limit - Emission Level.
 3. The emission levels that are 20dB below the official limit are not reported.

EST Technology

Chilingxiang, Qishantou, Santun,
Houjie, Dongguan, Guangdong, China
Tel: +86-769-83081888
Fax: +86-769-83081878

Data: 664 File: \\Emc-966-1\test data\2020\RF\IS\SHANGLANBO.EM6 (802) Date: 2020-08-06



Site no. : 1# 966 Chamber Data no. : 664
 Dis. / Ant. : 3m ANT9120D 1-18G Ant. pol. : VERTICAL
 Limit : FCCPART 15E PEAK NII
 Env. / Ins. : Temp:22.2';Humi:53%;Press:101.82kPa
 Engineer : Pablo
 EUT : Soundbar
 Power : AC 120V/60Hz
 M/N : Klipsch Cinema 1200 Sound Bar
 Test Mode : IEEE 802.11AC20 TX 5180MHz

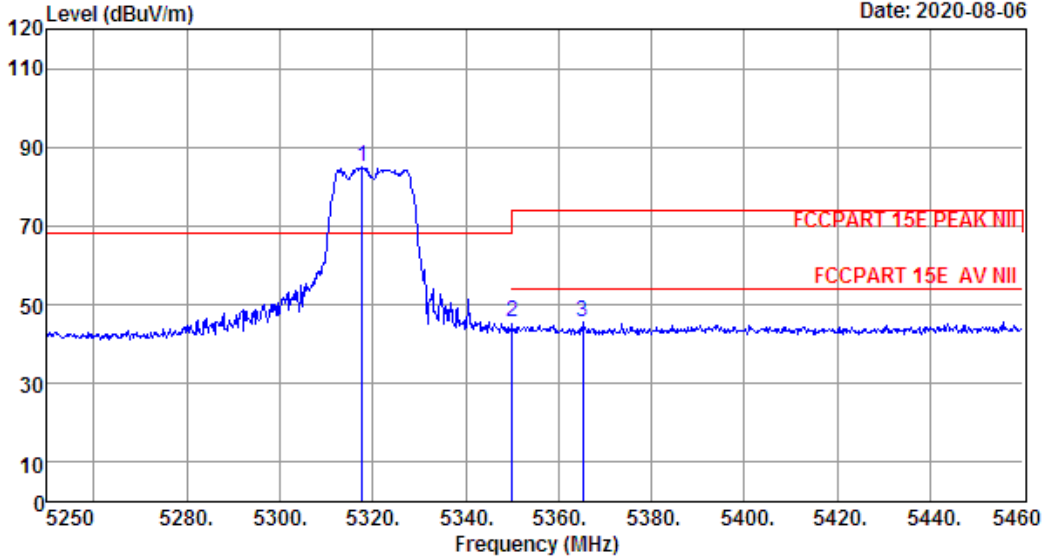
	Freq. (MHz)	Ant. Factor (dB/m)	Cable Loss (dB)	Amp Factor (dB)	Reading (dBuV)	Emission Level (dBuV/m)	Limits (dBuV/m)	Margin (dB)	Remark
1	5014.50	31.84	3.42	34.69	42.75	43.32	74.00	30.68	Peak
2	5150.00	32.13	3.50	34.64	42.33	43.32	68.20	24.88	Peak
3	5187.75	32.20	3.52	34.63	88.03	89.12	68.20	-20.92	Peak

Remarks: 1. Emission Level= Antenna Factor + Cable Loss - Amp Factor + Reading.
 2. Margin= Limit - Emission Level.
 3. The emission levels that are 20dB below the official limit are not reported.

EST Technology

Chilingxiang, Qishantou, Santun,
Houjie, Dongguan, Guangdong, China
Tel: +86-769-83081888
Fax: +86-769-83081878

Data: 665 File: \\Emc-966-1\test data\2020\RF\IS\SHANGLANBO.EM6 (802) Date: 2020-08-06



Site no. : 1# 966 Chamber Data no. : 665
 Dis. / Ant. : 3m ANT9120D 1-18G Ant. pol. : HORIZONTAL
 Limit : FCCPART 15E PEAK NII
 Env. / Ins. : Temp:22.2';Humi:53%;Press:101.82kPa
 Engineer : Pablo
 EUT : Soundbar
 Power : AC 120V/60Hz
 M/N : Klipsch Cinema 1200 Sound Bar
 Test Mode : IEEE 802.11AC20 TX 5320MHz

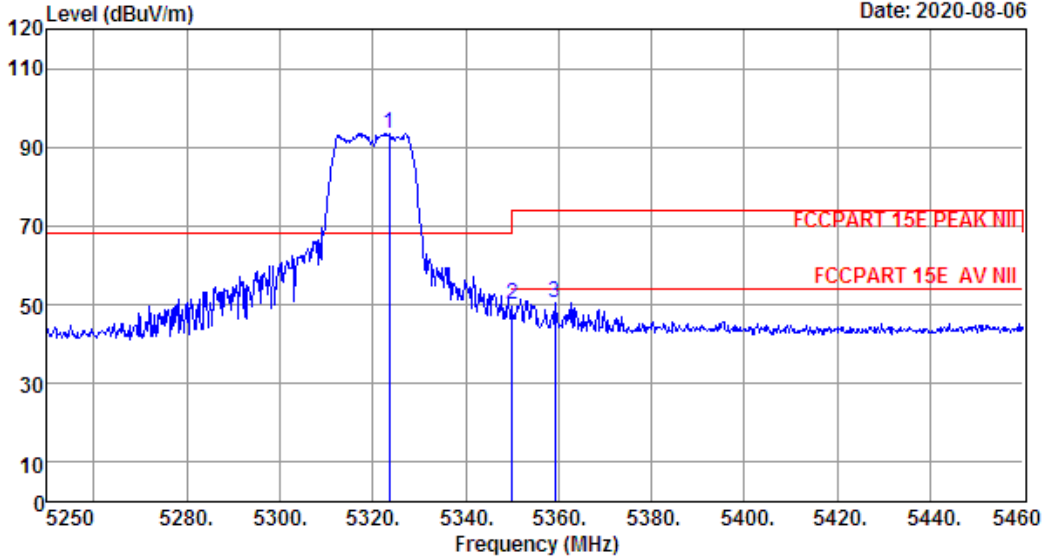
	Freq. (MHz)	Ant. Factor (dB/m)	Cable Loss (dB)	Amp Factor (dB)	Reading (dBuV)	Emission Level (dBuV/m)	Limits (dBuV/m)	Margin (dB)	Remark
1	5317.83	32.50	3.60	34.57	83.40	84.93	68.20	-16.73	Peak
2	5350.00	32.57	3.62	34.56	44.03	45.66	68.20	22.54	Peak
3	5365.29	32.61	3.63	34.55	43.97	45.66	74.00	28.34	Peak

Remarks: 1. Emission Level= Antenna Factor + Cable Loss - Amp Factor + Reading.
 2. Margin= Limit - Emission Level.
 3. The emission levels that are 20dB below the official limit are not reported.

EST Technology

Chilingxiang, Qishantou, Santun,
Houjie, Dongguan, Guangdong, China
Tel: +86-769-83081888
Fax: +86-769-83081878

Data: 666 File: \\Emc-966-1\test data\2020\RF\IS\SHANGLANBO.EM6 (802) Date: 2020-08-06



Site no. : 1# 966 Chamber Data no. : 666
 Dis. / Ant. : 3m ANT9120D 1-18G Ant. pol. : VERTICAL
 Limit : FCCPART 15E PEAK NII
 Env. / Ins. : Temp:22.2';Humi:53%;Press:101.82kPa
 Engineer : Pablo
 EUT : Soundbar
 Power : AC 120V/60Hz
 M/N : Klipsch Cinema 1200 Sound Bar
 Test Mode : IEEE 802.11AC20 TX 5320MHz

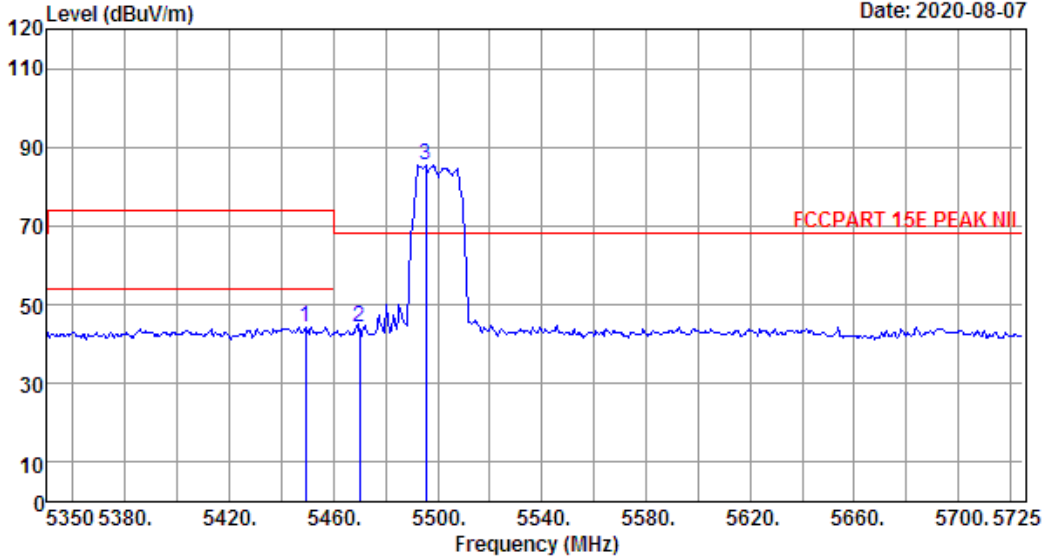
	Freq. (MHz)	Ant. Factor (dB/m)	Cable Loss (dB)	Amp Factor (dB)	Reading (dBuV)	Emission Level (dBuV/m)	Limits (dBuV/m)	Margin (dB)	Remark
1	5323.50	32.50	3.60	34.57	92.02	93.55	68.20	-25.35	Peak
2	5350.00	32.57	3.62	34.56	48.27	49.90	68.20	18.30	Peak
3	5359.20	32.57	3.62	34.56	48.92	50.55	74.00	23.45	Peak

Remarks: 1. Emission Level= Antenna Factor + Cable Loss - Amp Factor + Reading.
 2. Margin= Limit - Emission Level.
 3. The emission levels that are 20dB below the official limit are not reported.

EST Technology

Chilingxiang, Qishantou, Santun,
Houjie, Dongguan, Guangdong, China
Tel: +86-769-83081888
Fax: +86-769-83081878

Data: 667 File: \\Emc-966-1\test data\2020\RF\IS\SHANGLANBO.EM6 (802) Date: 2020-08-07



Site no. : 1# 966 Chamber Data no. : 667
 Dis. / Ant. : 3m ANT9120D 1-18G Ant. pol. : HORIZONTAL
 Limit : FCCPART 15E PEAK NII
 Env. / Ins. : Temp:28.4';Humi:51%;Press:101.82kPa
 Engineer : Pablo
 EUT : Soundbar
 Power : AC 120V/60Hz
 M/N : Klipsch Cinema 1200 Sound Bar
 Test Mode : IEEE 802.11AC20 TX 5500MHz

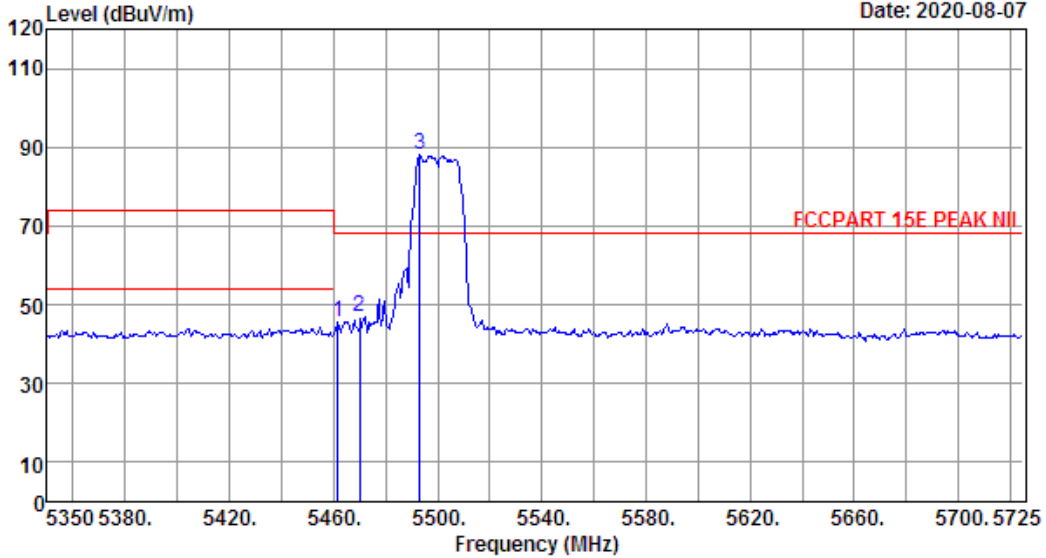
	Freq. (MHz)	Ant. Factor (dB/m)	Cable Loss (dB)	Amp Factor (dB)	Reading (dBuV)	Emission Level (dBuV/m)	Limits (dBuV/m)	Margin (dB)	Remark
1	5449.38	32.79	3.68	34.52	42.53	44.48	74.00	29.52	Peak
2	5470.00	32.83	3.69	34.51	42.43	44.44	68.20	23.76	Peak
3	5495.50	32.86	3.70	34.50	83.37	85.43	68.20	-17.23	Peak

Remarks: 1. Emission Level= Antenna Factor + Cable Loss - Amp Factor + Reading.
 2. Margin= Limit - Emission Level.
 3. The emission levels that are 20dB below the official limit are not reported.

EST Technology

Chilingxiang, Qishantou, Santun,
Houjie, Dongguan, Guangdong, China
Tel: +86-769-83081888
Fax: +86-769-83081878

Data: 668 File: \\Emc-966-1\test data\2020\RF\IS\SHANGLANBO.EM6 (802) Date: 2020-08-07



Site no. : 1# 966 Chamber Data no. : 668
 Dis. / Ant. : 3m ANT9120D 1-18G Ant. pol. : VERTICAL
 Limit : FCCPART 15E PEAK NII
 Env. / Ins. : Temp:28.4';Humi:51%;Press:101.82kPa
 Engineer : Pablo
 EUT : Soundbar
 Power : AC 120V/60Hz
 M/N : Klipsch Cinema 1200 Sound Bar
 Test Mode : IEEE 802.11AC20 TX 5500MHz

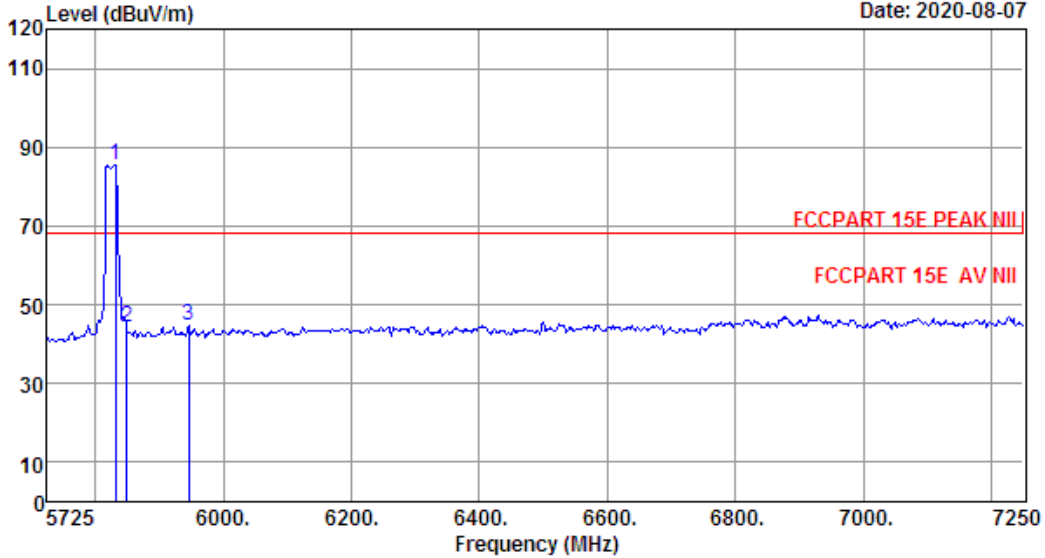
	Freq. (MHz)	Ant. Factor (dB/m)	Cable Loss (dB)	Amp Factor (dB)	Reading (dBuV)	Emission Level (dBuV/m)	Limits (dBuV/m)	Margin (dB)	Remark
1	5461.75	32.79	3.68	34.52	43.63	45.58	68.20	22.62	Peak
2	5470.00	32.83	3.69	34.51	45.02	47.03	68.20	21.17	Peak
3	5493.25	32.86	3.70	34.50	86.08	88.14	68.20	-19.94	Peak

Remarks: 1. Emission Level= Antenna Factor + Cable Loss - Amp Factor + Reading.
 2. Margin= Limit - Emission Level.
 3. The emission levels that are 20dB below the official limit are not reported.

EST Technology

Chilingxiang, Qishantou, Santun,
Houjie, Dongguan, Guangdong, China
Tel: +86-769-83081888
Fax: +86-769-83081878

Data: 669 File: \\Emc-966-1\test data\2020\RF\IS\SHANGLANBO.EM6 (802) Date: 2020-08-07



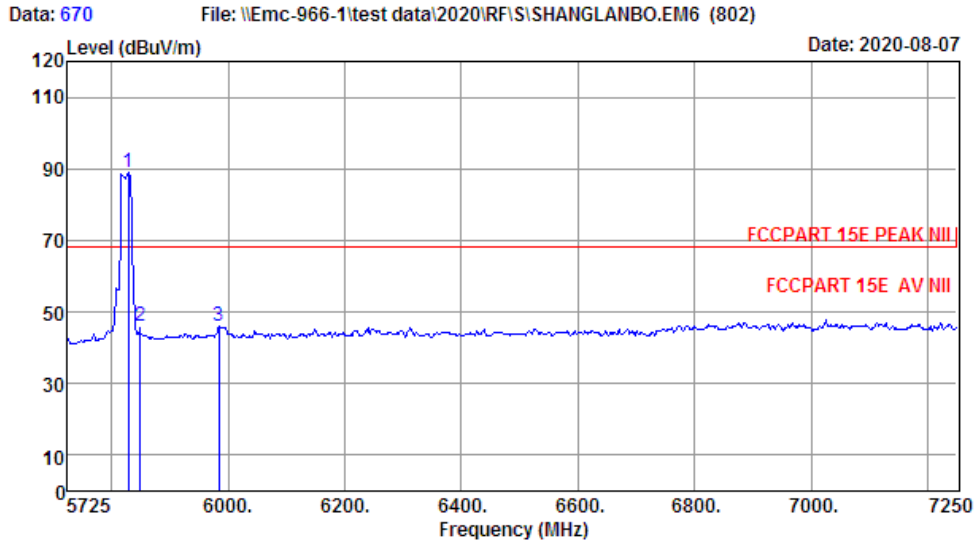
Site no. : 1# 966 Chamber Data no. : 669
 Dis. / Ant. : 3m ANT9120D 1-18G Ant. pol. : HORIZONTAL
 Limit : FCCPART 15E PEAK NII
 Env. / Ins. : Temp:28.4';Humi:51%;Press:101.82kPa
 Engineer : Pablo
 EUT : Soundbar
 Power : AC 120V/60Hz
 M/N : Klipsch Cinema 1200 Sound Bar
 Test Mode : IEEE 802.11AC20 TX 5825MHz

	Freq. (MHz)	Ant. Factor (dB/m)	Cable Loss (dB)	Amp Factor (dB)	Reading (dBuV)	Emission Level (dBuV/m)	Limits (dBuV/m)	Margin (dB)	Remark
1	5831.75	32.83	4.11	34.37	82.95	85.52	68.20	-17.32	Peak
2	5850.00	32.83	4.13	34.36	41.89	44.49	68.20	23.71	Peak
3	5946.13	32.81	4.26	34.32	41.83	44.58	68.20	23.62	Peak

Remarks: 1. Emission Level= Antenna Factor + Cable Loss - Amp Factor + Reading.
 2. Margin= Limit - Emission Level.
 3. The emission levels that are 20dB below the official limit are not reported.

EST Technology

Chilingxiang, Qishantou, Santun,
Houjie, Dongguan, Guangdong, China
Tel: +86-769-83081888
Fax: +86-769-83081878

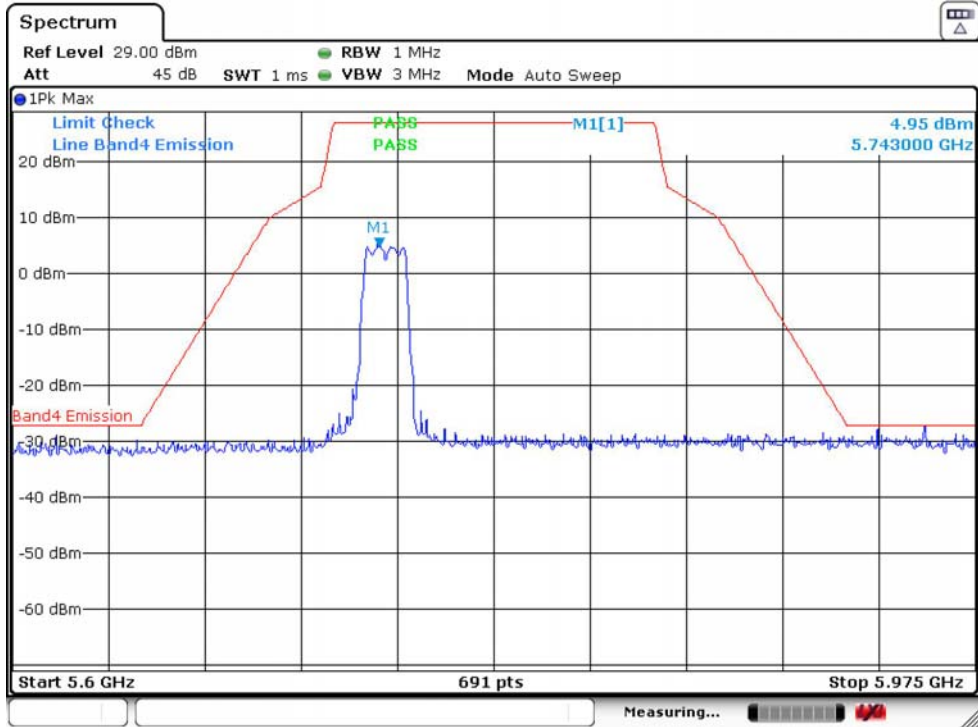


Site no. : 1# 966 Chamber Data no. : 670
 Dis. / Ant. : 3m ANT9120D 1-18G Ant. pol. : VERTICAL
 Limit : FCCPART 15E PEAK NII
 Env. / Ins. : Temp:28.4';Humi:51%;Press:101.82kPa
 Engineer : Pablo
 EUT : Soundbar
 Power : AC 120V/60Hz
 M/N : Klipsch Cinema 1200 Sound Bar
 Test Mode : IEEE 802.11AC20 TX 5825MHz

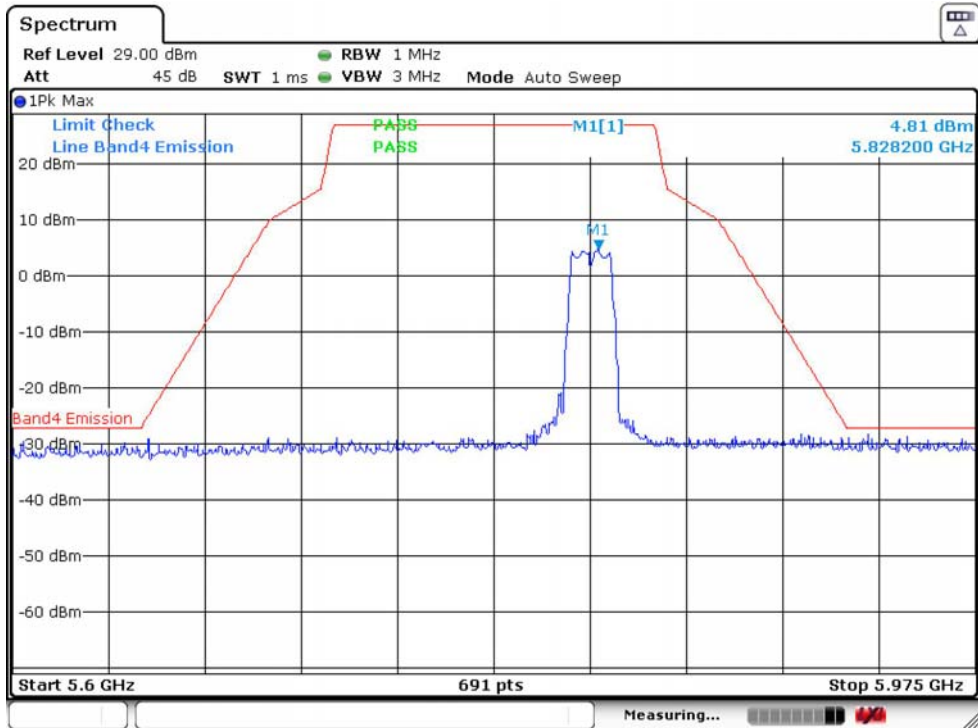
	Freq. (MHz)	Ant. Factor (dB/m)	Cable Loss (dB)	Amp Factor (dB)	Reading (dBuV)	Emission Level (dBuV/m)	Limits (dBuV/m)	Margin (dB)	Remark
1	5828.70	32.83	4.11	34.37	86.60	89.17	68.20	-20.97	Peak
2	5850.00	32.83	4.13	34.36	43.61	46.21	68.20	21.99	Peak
3	5984.25	32.80	4.30	34.31	43.42	46.21	68.20	21.99	Peak

Remarks: 1. Emission Level= Antenna Factor + Cable Loss - Amp Factor + Reading.
 2. Margin= Limit - Emission Level.
 3. The emission levels that are 20dB below the official limit are not reported.

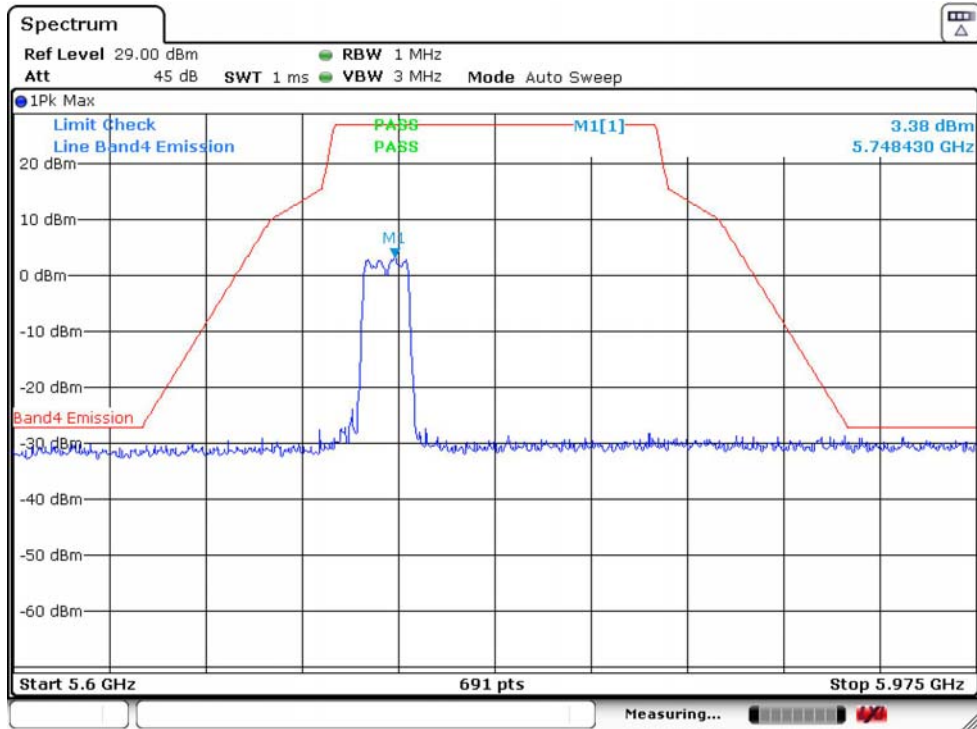
IEEE 802.11a 5745MHz



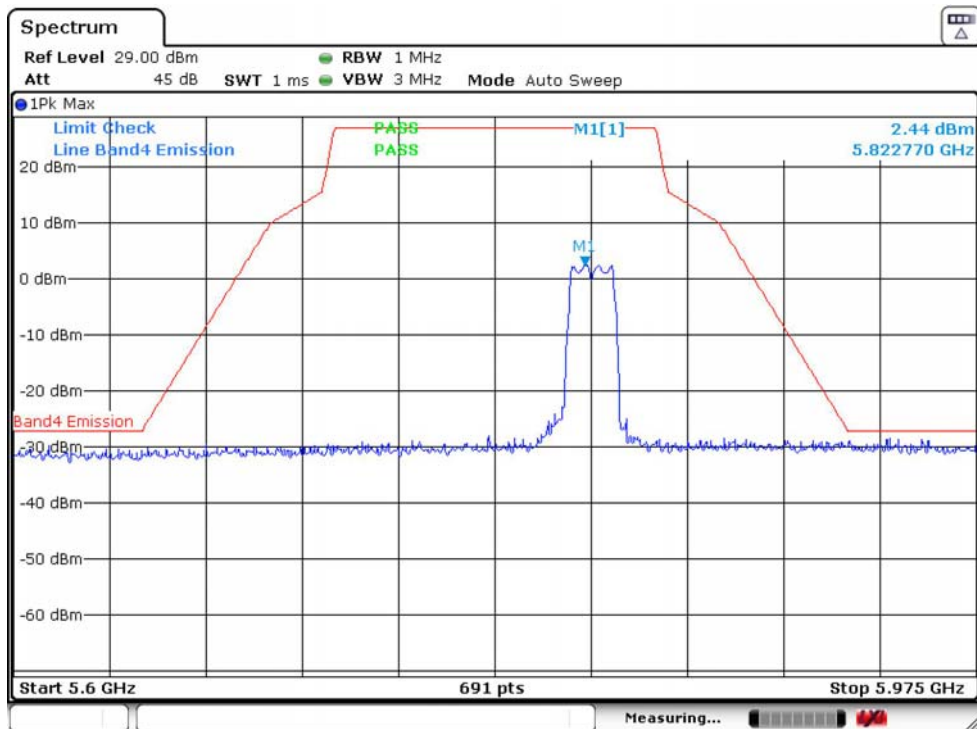
IEEE 802.11a 5825MHz



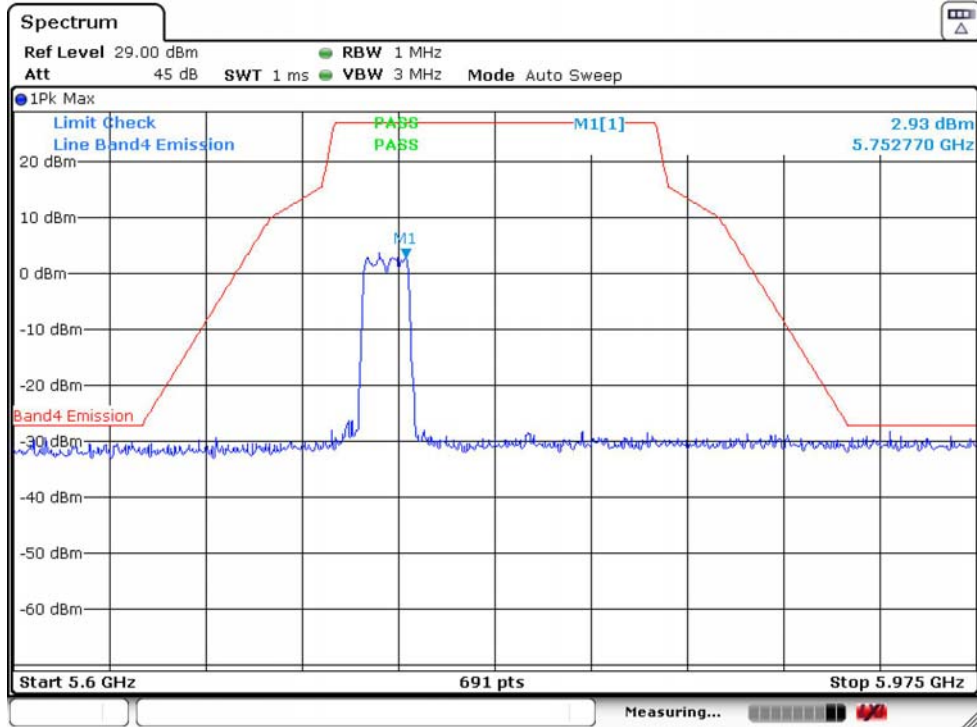
IEEE 802.11n HT20 5745MHz



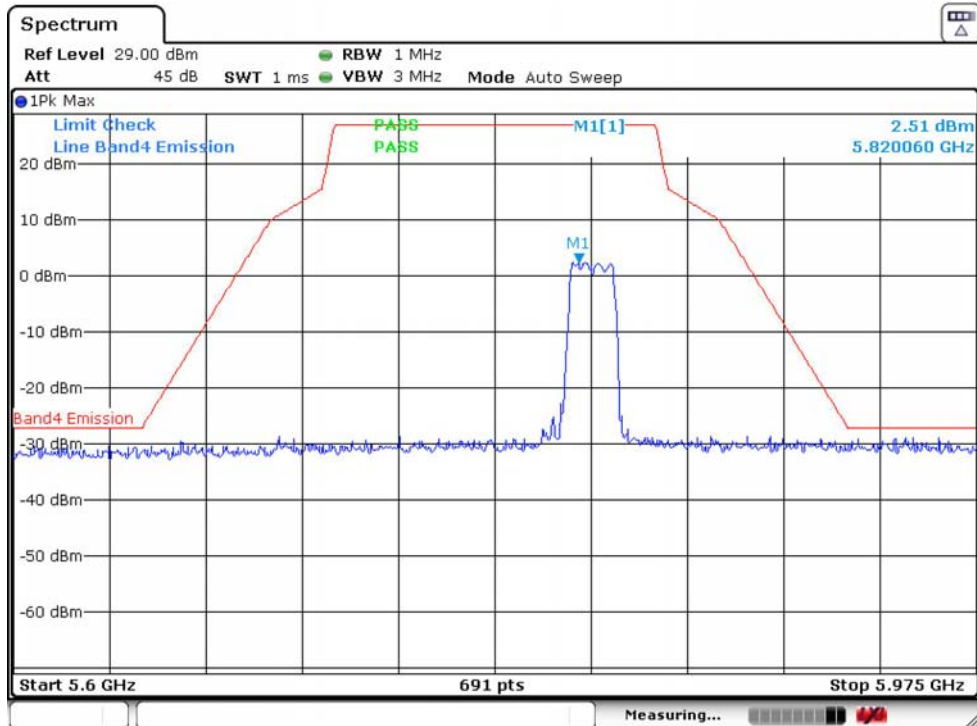
IEEE 802.11n HT20 5825MHz



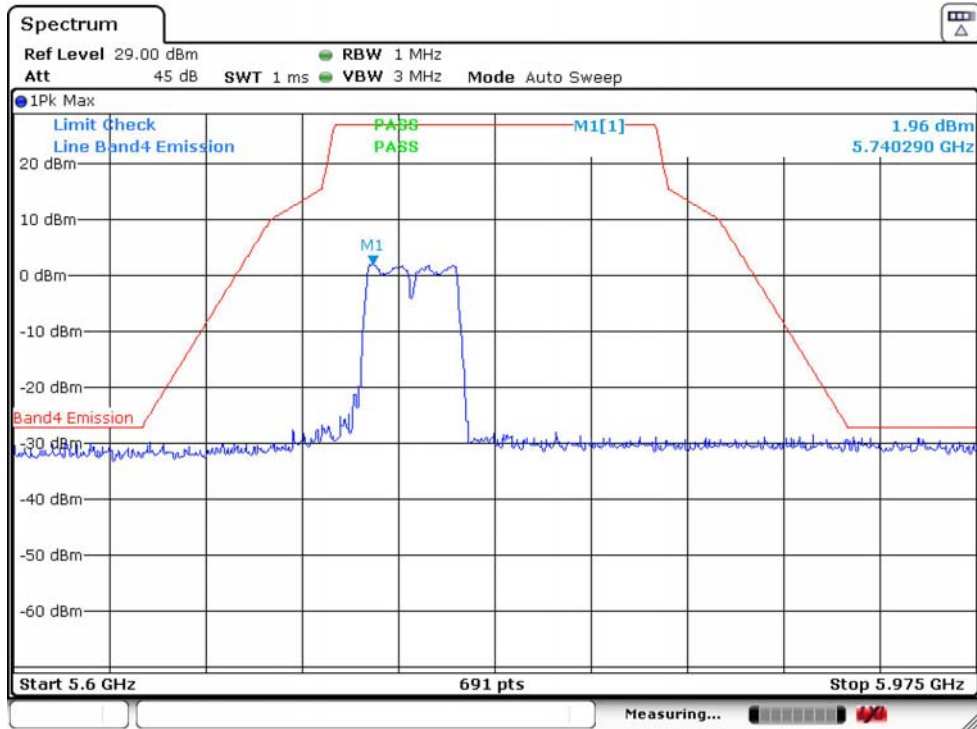
IEEE 802.11ac VHT20 5745MHz



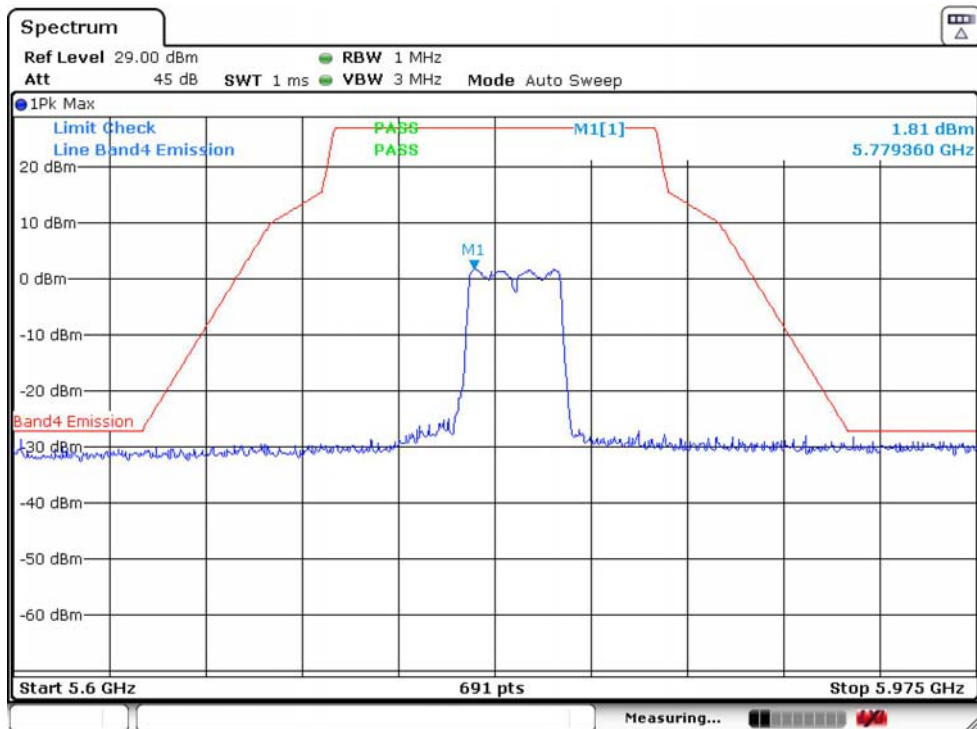
IEEE 802.11ac VHT20 5825MHz



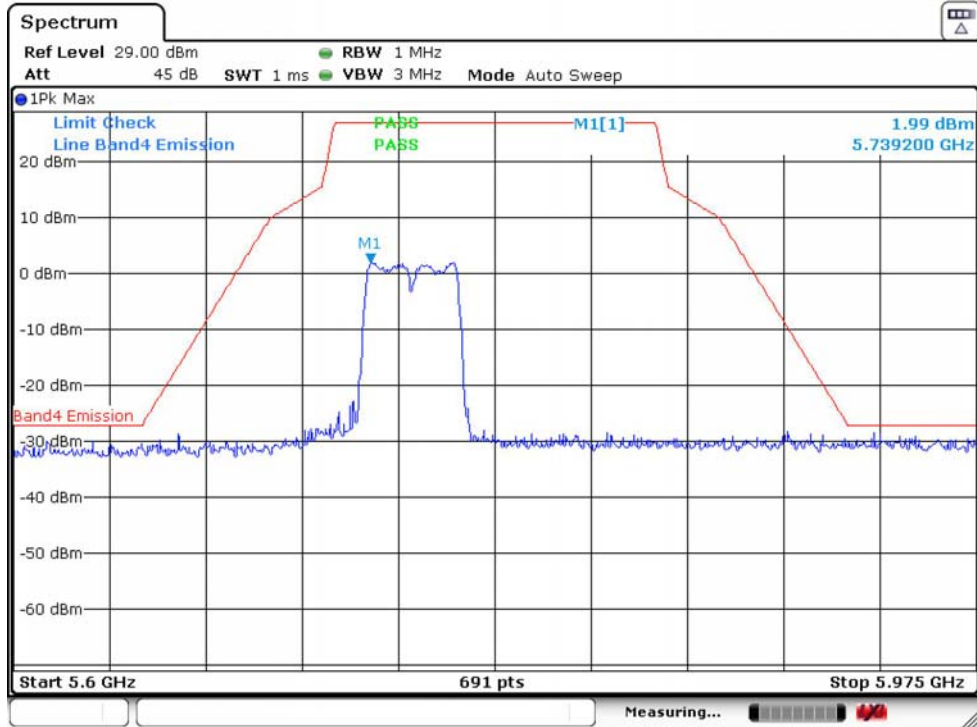
IEEE 802.11n HT40 5755MHz



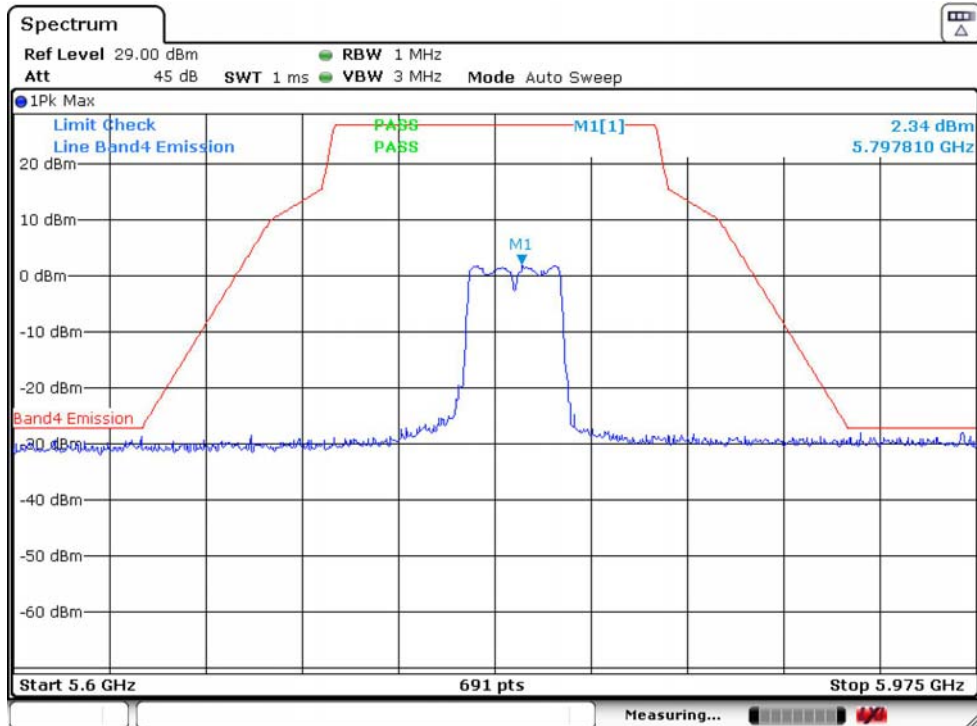
IEEE 802.11n HT40 5795MHz



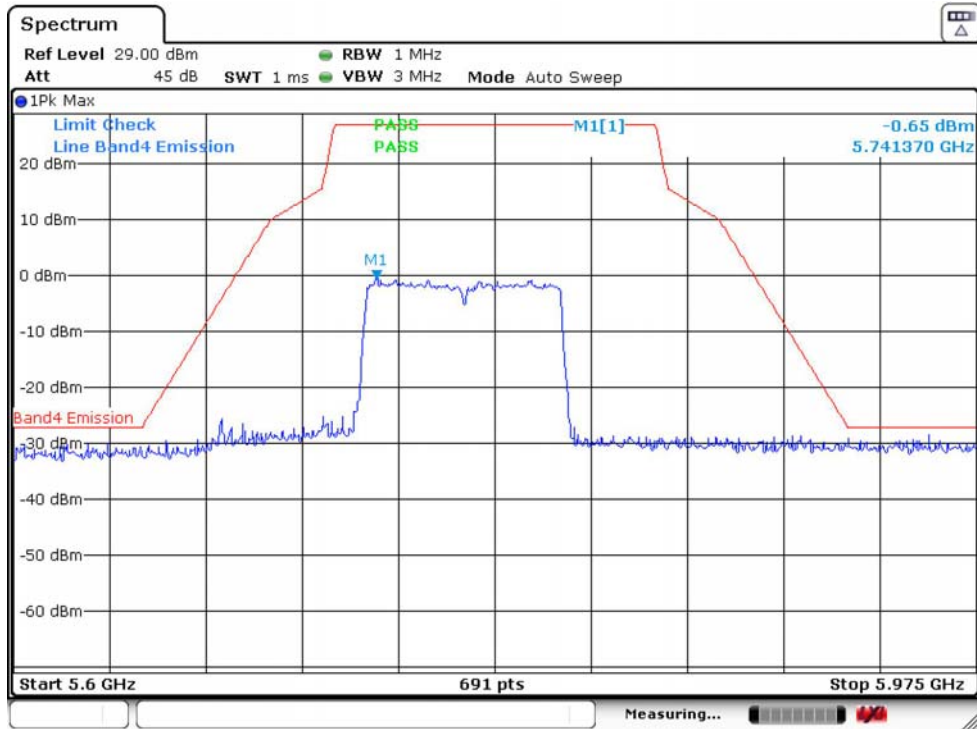
IEEE 802.11ac VHT40 5755MHz



IEEE 802.11ac VHT40 5795MHz



IEEE 802.11ac VHT80 5775MHz



All modulations are all tested ,only worse case is reported

18000MHz-40000MHz

Pass

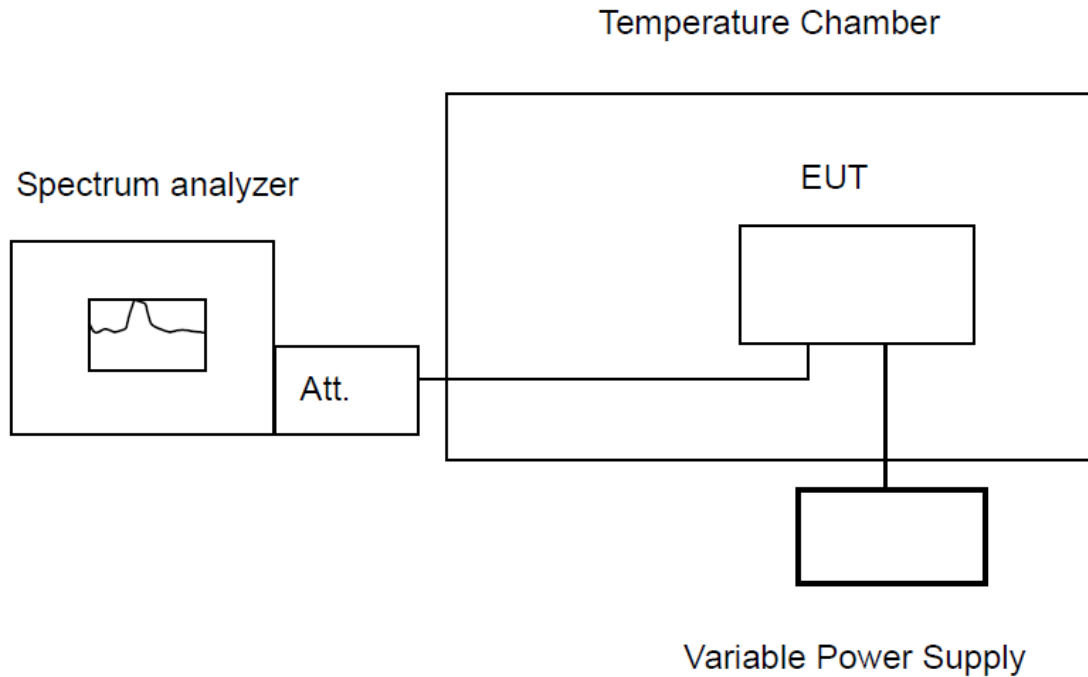
Note: The amplitude of spurious emission that is attenuated by more than 20dB below the permissible limit has no need to be reported.

7. FREQUENCY STABILITY

7.1. Limit

Manufacturers of U-NII devices are responsible for ensuring frequency stability such that an emission is maintained within the band of operation under all conditions of normal operation as specified in the operational description.

7.2. Test Setup



7.3. Spectrum Analyzer Setting

Spectrum Parameters	Setting
RBW	10KHz
VBW	10KHz
Span	200KHz
Sweep Time	Auto
Detector	PEAK
Trace Mode	Max Hold

7.4. Test Procedure

For measurement frequency stability under temperature variation :

- a. Supply the EUT with a nominal ac voltage or install a new or fully charged battery in the EUT.
- b. Turn the EUT OFF and place it inside the environmental temperature chamber.
- c. Connect EUT antenna terminal to the spectrum analyzer with RF cable.
- d. Spectrum analyzer setting parameters in accordance with section 7.3.
- e. Set the temperature control on the chamber to the Specified temperature and allow the oscillator heater and the chamber temperature to stabilize.
- f. Turn the EUT ON with the rated voltage, and the EUT transmit continuously with maximum output power.
- g. Record the operating frequency at startup, and at 2 minutes, 5 minutes, and 10 minutes after the EUT is energized.
- h. Repeat step d through step f to measured the temperature form -20°C to $+50^{\circ}\text{C}$ in 10°C steps.

For frequency stability under voltage variation:

- a. Supply the EUT with a nominal ac voltage or install a new or fully charged battery in the EUT.
- b. Turn the EUT OFF and place it inside the environmental temperature chamber.
- c. Connect EUT antenna terminal to the spectrum analyzer with RF cable.
- d. Spectrum analyzer setting parameters in accordance with section 7.3.
- e. Unless otherwise specified, set the temperature control on the chamber to the ambient room temperature ($+15^{\circ}\text{C}$ to $+25^{\circ}\text{C}$) and allow the oscillator heater and the chamber temperature to stabilize.
- f. Turn the EUT ON with the rated voltage, and the EUT transmit continuously with maximum output power.
- g. Record the operating frequency.
- h. Repeat step d through step f to measured the varied from 85% to 115% of the rated voltage.

7.5. Test Result

Frequency (MHz)	Voltage (V)	Temperature (°C)	Time (minutes)	Measurement Value (MHz)	Frequency Error (ppm)
5180	120	50	0	5179.9820020	-3.47
			2	5179.9820022	-3.47
			5	5179.9820065	-3.47
			10	5179.9820058	-3.47
	120	40	0	5179.9820059	-3.47
			2	5179.9820010	-3.47
			5	5179.9820008	-3.47
			10	5179.9820043	-3.47
	120	30	0	5179.9820033	-3.47
			2	5179.9820050	-3.47
			5	5179.9820021	-3.47
			10	5179.9820039	-3.47
	120	20	0	5179.9820090	-3.47
			2	5179.9820045	-3.47
			5	5179.9820072	-3.47
			10	5179.9820009	-3.47
	120	10	0	5179.9820070	-3.47
			2	5179.9820007	-3.47
			5	5179.9820031	-3.47
			10	5179.9820098	-3.47
	120	0	0	5179.9820068	-3.47
			2	5179.9820023	-3.47
			5	5179.9820074	-3.47
			10	5179.9820029	-3.47
	120	-10	0	5179.9820028	-3.47
			2	5179.9820069	-3.47
			5	5179.9820090	-3.47
			10	5179.9820085	-3.47
	120	-20	0	5179.9820010	-3.47
			2	5179.9820090	-3.47
			5	5179.9820081	-3.47
			10	5179.9820015	-3.47
120	20	/	5179.9820014	-3.47	
102	20	/	5179.9820095	-3.47	
138	20	/	5179.9820054	-3.47	
MAX Frequency Error(ppm)					-3.47

Frequency (MHz)	Voltage (V)	Temperature (°C)	Time (minutes)	Measurement Value (MHz)	Frequency Error (ppm)
5320	120	50	0	5319.9860020	-2.63
			2	5319.9860035	-2.63
			5	5319.9860050	-2.63
			10	5319.9860089	-2.63
	120	40	0	5319.9860040	-2.63
			2	5319.9860072	-2.63
			5	5319.9860075	-2.63
			10	5319.9860010	-2.63
	120	30	0	5319.9860062	-2.63
			2	5319.9860011	-2.63
			5	5319.9860026	-2.63
			10	5319.9860012	-2.63
	120	20	0	5319.9860041	-2.63
			2	5319.9860020	-2.63
			5	5319.9860056	-2.63
			10	5319.9860043	-2.63
	120	10	0	5319.9860040	-2.63
			2	5319.9860044	-2.63
			5	5319.9860081	-2.63
			10	5319.9860082	-2.63
	120	0	0	5319.9860078	-2.63
			2	5319.9860026	-2.63
			5	5319.9860040	-2.63
			10	5319.9860095	-2.63
	120	-10	0	5319.9860044	-2.63
			2	5319.9860001	-2.63
			5	5319.9860020	-2.63
			10	5319.9860065	-2.63
	120	-20	0	5319.9860068	-2.63
			2	5319.9860004	-2.63
			5	5319.9860055	-2.63
			10	5319.9860075	-2.63
120	20	/	5319.9860010	-2.63	
102	20	/	5319.9860076	-2.63	
138	20	/	5319.9860066	-2.63	
MAX Frquency Error(ppm)					-2.63

Frequency (MHz)	Voltage (V)	Temperature (°C)	Time (minutes)	Measurement Value (MHz)	Frequency Error (ppm)
5500	120	50	0	5499.9830025	-3.09
			2	5499.9830033	-3.09
			5	5499.9830057	-3.09
			10	5499.9830024	-3.09
	120	40	0	5499.9830009	-3.09
			2	5499.9830063	-3.09
			5	5499.9830015	-3.09
			10	5499.9830028	-3.09
	120	30	0	5499.9830013	-3.09
			2	5499.9830076	-3.09
			5	5499.9830006	-3.09
			10	5499.9830004	-3.09
	120	20	0	5499.9830006	-3.09
			2	5499.9830041	-3.09
			5	5499.9830044	-3.09
			10	5499.9830069	-3.09
	120	10	0	5499.9830083	-3.09
			2	5499.9830017	-3.09
			5	5499.9830060	-3.09
			10	5499.9830040	-3.09
	120	0	0	5499.9830003	-3.09
			2	5499.9830025	-3.09
			5	5499.9830098	-3.09
			10	5499.9830043	-3.09
	120	-10	0	5499.9830079	-3.09
			2	5499.9830059	-3.09
			5	5499.9830055	-3.09
			10	5499.9830088	-3.09
	120	-20	0	5499.9830040	-3.09
			2	5499.9830011	-3.09
			5	5499.9830078	-3.09
			10	5499.9830017	-3.09
120	20	/	5499.9830045	-3.09	
102	20	/	5499.9830051	-3.09	
138	20	/	5499.9830063	-3.09	
MAX Frquency Error(ppm)					-3.09

Frequency (MHz)	Voltage (V)	Temperature (°C)	Time (minutes)	Measurement Value (MHz)	Frequency Error (ppm)
5745	120	50	0	5744.9900031	-1.74
			2	5744.9900025	-1.74
			5	5744.9900040	-1.74
			10	5744.9900016	-1.74
	120	40	0	5744.9900093	-1.74
			2	5744.9900045	-1.74
			5	5744.9900038	-1.74
			10	5744.9900019	-1.74
	120	30	0	5744.9900012	-1.74
			2	5744.9900057	-1.74
			5	5744.9900017	-1.74
			10	5744.9900019	-1.74
	120	20	0	5744.9900078	-1.74
			2	5744.9900063	-1.74
			5	5744.9900019	-1.74
			10	5744.9900012	-1.74
	120	10	0	5744.9900099	-1.74
			2	5744.9900023	-1.74
			5	5744.9900083	-1.74
			10	5744.9900078	-1.74
	120	0	0	5744.9900044	-1.74
			2	5744.9900045	-1.74
			5	5744.9900094	-1.74
			10	5744.9900058	-1.74
	120	-10	0	5744.9900071	-1.74
			2	5744.9900025	-1.74
			5	5744.9900073	-1.74
			10	5744.9900092	-1.74
	120	-20	0	5744.9900012	-1.74
			2	5744.9900078	-1.74
			5	5744.9900046	-1.74
			10	5744.9900057	-1.74
120	20	/	5744.9900010	-1.74	
102	20	/	5744.9900085	-1.74	
138	20	/	5744.9900080	-1.74	
MAX Frquency Error(ppm)					-1.74

8. AC POWER LINE CONDUCTED EMISSIONS

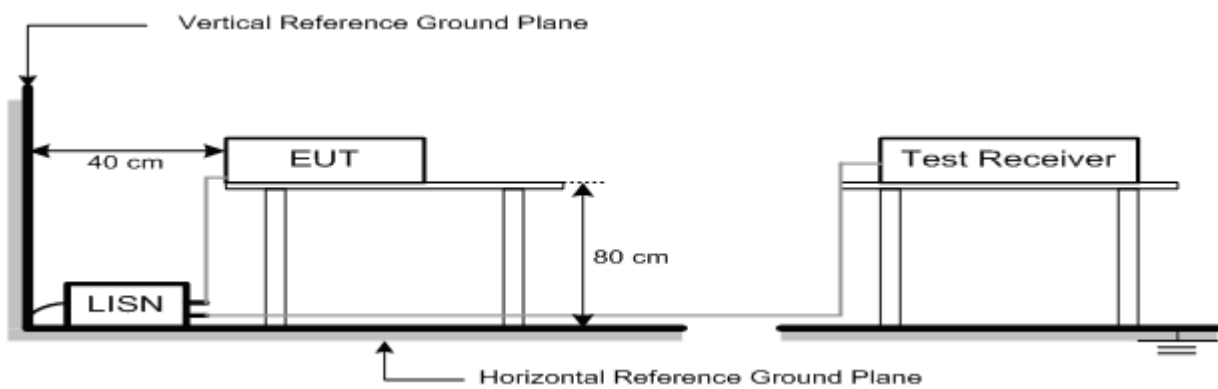
8.1. Limit

Frequency		Maximum RF Line Voltage	
		Quasi-Peak Level dB(μV)	Average Level dB(μV)
150kHz	~ 500kHz	66 ~ 56*	56 ~ 46*
500kHz	~ 5MHz	56	46
5MHz	~ 30MHz	60	50

Notes:

- * Decreasing linearly with logarithm of frequency.
- The lower limit shall apply at the transition frequencies.

8.2. Test Setup



8.3. Spectrum Analyzer Setting

Spectrum Parameters	Setting
RBW	9KHz
VBW	9KHz
Start frequency	150KHz
Stop frequency	30MHz
Sweep Time	Auto
Detector	QP/AVG
Trace Mode	Max Hold

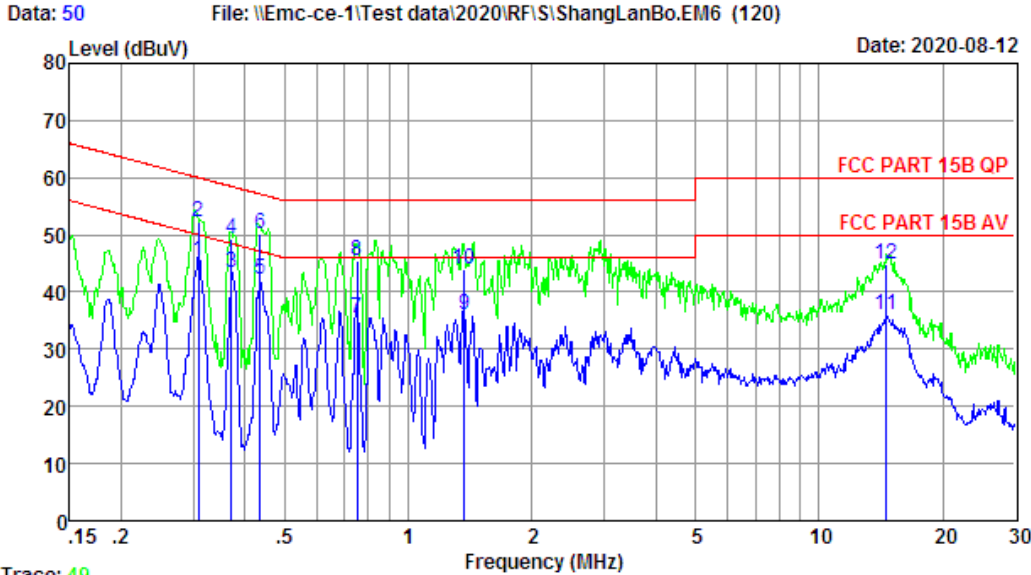
8.4. Test Procedure

- The EUT was placed on a non-metallic table, 80cm above the ground plane.
- The EUT Power connected to the power mains through a line impedance stabilization network.
- Provides a 50 ohm coupling impedance for the EUT (Please refer the block diagram of the test setup and photographs).
- Set the EUT transmit continuously with maximum output power.
- Spectrum analyzer setting parameters in accordance with section 8.3.
- The AC line are checked to find out the maximum conducted emission. In order to find the maximum emission levels, the relative positions of equipment and all of the interface cables shall be changed according to ANSI C63.10: 2013 on Conducted Emission Test.
- Record the results in the test report.

8.5. Test Result

EST Technology

Chilingxiang, Qishantou, Santun,
Houjie, Dongguan, Guangdong, China
Tel:+86-769-83081888
Fax:+86-769-83081878



Trace: 49
 Site no : 844 Shield Room Data no. : 50
 Env. / Ins. : Temp:23.3°C Humi:53% Press:101.20kPa LINE Phase : LINE
 Limit : FCC PART 15B QP
 Engineer : ZSX
 EUT : Soundbar
 Power : AC 120V/60Hz
 M/N : Klipsch Cinema 1200 Sound Bar
 Test Mode : TX Mode

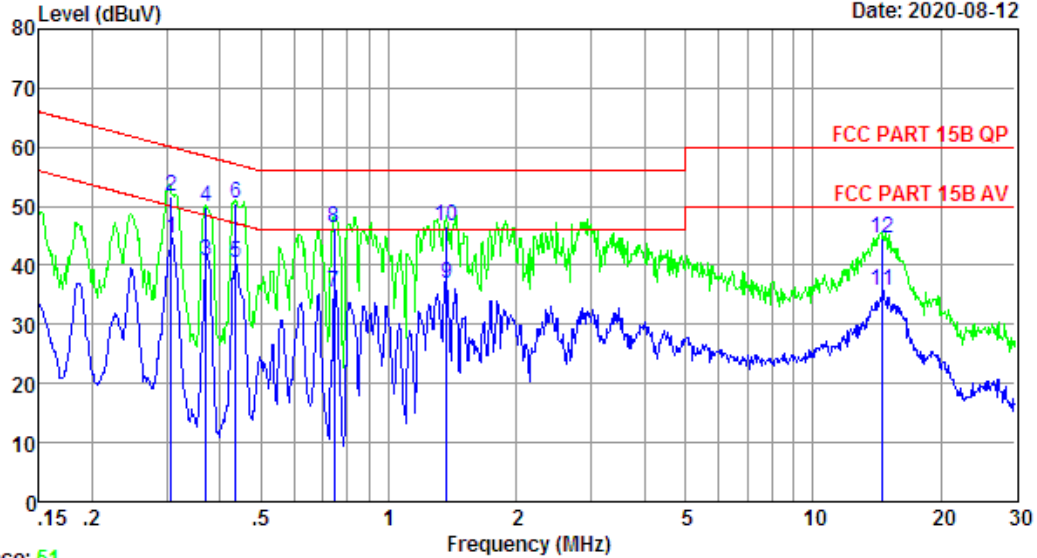
	Freq. (MHz)	LISN Factor (dB)	Cable Loss (dB)	Reading (dBuV)	Emission Level (dBuV)	Limits (dBuV)	Margin (dB)	Remark
1	0.3083	9.72	9.92	25.69	45.33	50.02	4.69	Average
2	0.3083	9.72	9.92	32.60	52.24	60.02	7.78	QP
3	0.3712	9.72	9.92	23.72	43.36	48.47	5.11	Average
4	0.3712	9.72	9.92	29.70	49.34	58.47	9.13	QP
5	0.4351	9.72	9.92	22.66	42.30	47.15	4.85	Average
6	0.4351	9.72	9.92	30.66	50.30	57.15	6.85	QP
7	0.7509	9.72	9.93	15.84	35.49	46.00	10.51	Average
8	0.7509	9.72	9.93	25.83	45.48	56.00	10.52	QP
9	1.3665	9.73	9.95	16.30	35.98	46.00	10.02	Average
10	1.3665	9.73	9.95	24.30	43.98	56.00	12.02	QP
11	14.5171	9.87	10.12	15.99	35.98	50.00	14.02	Average
12	14.5171	9.87	10.12	24.98	44.97	60.00	15.03	QP

Remarks: 1. Emission Level= LISN Factor + Cable Loss + Reading.
 2. Margin=Limit - Emission Level.
 3. If the average limit is met when using a quasi-peak detector,
 the EUT shall be deemed to meet both limits and measurement
 with average detector is unnecessary.

EST Technology

Chilingxiang, Qishantou, Santun,
Houjie, Dongguan, Guangdong, China
Tel: +86-769-83081888
Fax: +86-769-83081878

Data: 52 File: \\Emc-ce-1\Test data\2020\RF\SI\ShangLanBo.EM6 (120) Date: 2020-08-12



Trace: 51
 Site no : 844 Shield Room Data no. : 52
 Env. / Ins. : Temp:23.3'C Humi:53% Press:101.20kPa LINE Phase : NEUTRAL
 Limit : FCC PART 15B QP
 Engineer : ZSX
 EUT : Soundbar
 Power : AC 120V/60Hz
 M/N : Klipsch Cinema 1200 Sound Bar
 Test Mode : TX Mode

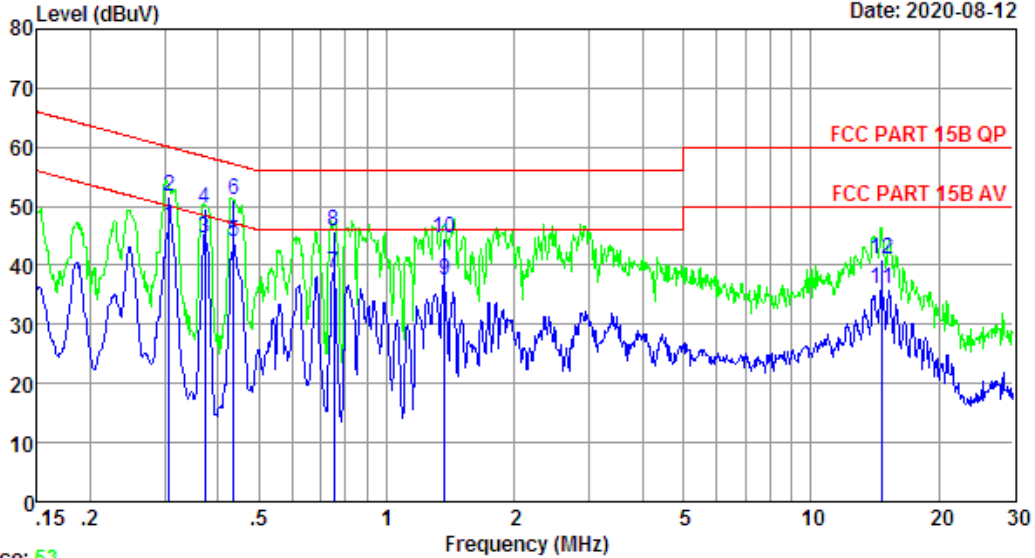
	Freq. (MHz)	LISN Factor (dB)	Cable Loss (dB)	Reading (dBuV)	Emission Level (dBuV)	Limits (dBuV)	Margin (dB)	Remark
1	0.3067	9.63	9.92	25.11	44.66	50.06	5.40	Average
2	0.3067	9.63	9.92	32.10	51.65	60.06	8.41	QP
3	0.3712	9.64	9.92	21.25	40.81	48.47	7.66	Average
4	0.3712	9.64	9.92	30.19	49.75	58.47	8.72	QP
5	0.4351	9.64	9.92	21.00	40.56	47.15	6.59	Average
6	0.4351	9.64	9.92	30.99	50.55	57.15	6.60	QP
7	0.7430	9.69	9.93	15.68	35.30	46.00	10.70	Average
8	0.7430	9.69	9.93	26.67	46.29	56.00	9.71	QP
9	1.3665	9.77	9.95	17.04	36.76	46.00	9.24	Average
10	1.3665	9.77	9.95	27.00	46.72	56.00	9.28	QP
11	14.5942	10.09	10.12	15.50	35.71	50.00	14.29	Average
12	14.5942	10.09	10.12	24.49	44.70	60.00	15.30	QP

Remarks: 1. Emission Level= LISN Factor + Cable Loss + Reading.
 2. Margin=Limit - Emission Level.
 3. If the average limit is met when using a quasi-peak detector, the EUT shall be deemed to meet both limits and measurement with average detector is unnecessary.

EST Technology

Chilingxiang, Qishantou, Santun,
Houjie, Dongguan, Guangdong, China
Tel:+86-769-83081888
Fax:+86-769-83081878

Data: 54 File: \\Emc-ce-1\Test data\2020\RF\SI\ShangLanBo.EM6 (120) Date: 2020-08-12



Trace: 53
 Site no : 844 Shield Room Data no. : 54
 Env. / Ins. : Temp:23.3'C Humi:53% Press:101.20kPa LINE Phase : LINE
 Limit : FCC PART 15B QP
 Engineer : ZSX
 EUT : Soundbar
 Power : AC 240V/60Hz
 M/N : Klipsch Cinema 1200 Sound Bar
 Test Mode : TX Mode

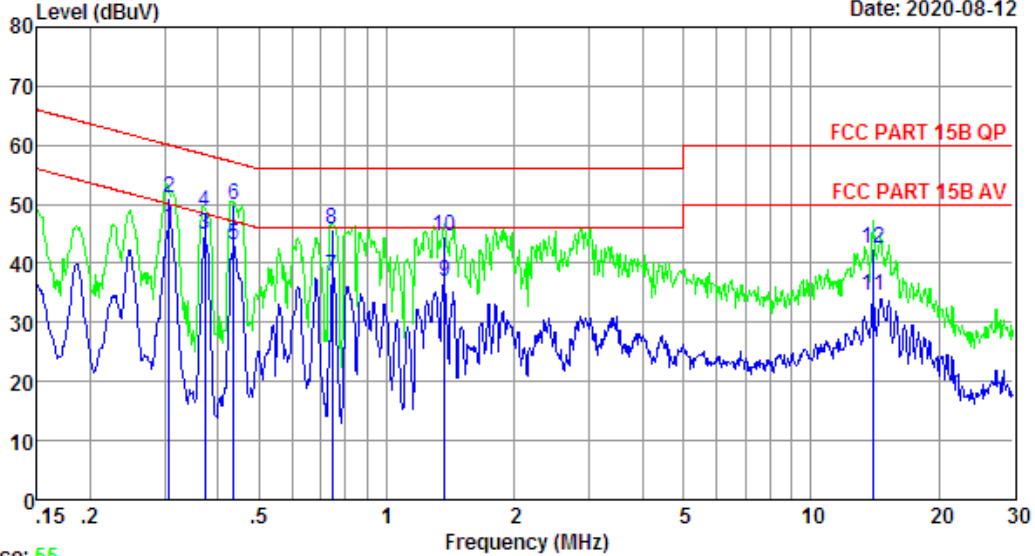
	Freq. (MHz)	LISN Factor (dB)	Cable Loss (dB)	Reading (dBuV)	Emission Level (dBuV)	Limits (dBuV)	Margin (dB)	Remark
1	0.3067	9.72	9.92	27.06	46.70	50.06	3.36	Average
2	0.3067	9.72	9.92	32.00	51.64	60.06	8.42	QP
3	0.3731	9.72	9.92	24.90	44.54	48.43	3.89	Average
4	0.3731	9.72	9.92	29.90	49.54	58.43	8.89	QP
5	0.4351	9.72	9.92	24.34	43.98	47.15	3.17	Average
6	0.4351	9.72	9.92	31.34	50.98	57.15	6.17	QP
7	0.7509	9.72	9.93	19.00	38.65	46.00	7.35	Average
8	0.7509	9.72	9.93	25.99	45.64	56.00	10.36	QP
9	1.3665	9.73	9.95	17.91	37.59	46.00	8.41	Average
10	1.3665	9.73	9.95	24.90	44.58	56.00	11.42	QP
11	14.7497	9.87	10.12	16.08	36.07	50.00	13.93	Average
12	14.7497	9.87	10.12	21.09	41.08	60.00	18.92	QP

Remarks: 1. Emission Level= LISN Factor + Cable Loss + Reading.
 2. Margin=Limit - Emission Level.
 3. If the average limit is met when using a quasi-peak detector,
 the EUT shall be deemed to meet both limits and measurement
 with average detector is unnecessary.

EST Technology

Chilingxiang, Qishantou, Santun,
Houjie, Dongguan, Guangdong, China
Tel: +86-769-83081888
Fax: +86-769-83081878

Data: 56 File: \\Emc-ce-1\Test data\2020\RF\SI\ShangLanBo.EM6 (120) Date: 2020-08-12



Trace: 55
 Site no : 844 Shield Room Data no. : 56
 Env. / Ins. : Temp:23.3'C Humi:53% Press:101.20kPa LINE Phase : NEUTRAL
 Limit : FCC PART 15B QP
 Engineer : ZSX
 EUT : Soundbar
 Power : AC 240V/60Hz
 M/N : Klipsch Cinema 1200 Sound Bar
 Test Mode : TX Mode

	Freq. (MHz)	LISN Factor (dB)	Cable Loss (dB)	Reading (dBuV)	Emission Level (dBuV)	Limits (dBuV)	Margin (dB)	Remark
1	0.3067	9.63	9.92	26.52	46.07	50.06	3.99	Average
2	0.3067	9.63	9.92	31.50	51.05	60.06	9.01	QP
3	0.3731	9.64	9.92	25.31	44.87	48.43	3.56	Average
4	0.3731	9.64	9.92	29.29	48.85	58.43	9.58	QP
5	0.4351	9.64	9.92	23.45	43.01	47.15	4.14	Average
6	0.4351	9.64	9.92	30.44	50.00	57.15	7.15	QP
7	0.7430	9.69	9.93	18.10	37.72	46.00	8.28	Average
8	0.7430	9.69	9.93	26.00	45.62	56.00	10.38	QP
9	1.3665	9.77	9.95	17.04	36.76	46.00	9.24	Average
10	1.3665	9.77	9.95	25.00	44.72	56.00	11.28	QP
11	14.0629	10.08	10.11	14.31	34.50	50.00	15.50	Average
12	14.0629	10.08	10.11	22.31	42.50	60.00	17.50	QP

Remarks: 1. Emission Level= LISN Factor + Cable Loss + Reading.
 2. Margin=Limit - Emission Level.
 3. If the average limit is met when using a quasi-peak detector, the EUT shall be deemed to meet both limits and measurement with average detector is unnecessary.

9. ANTENNA REQUIREMENTS

9.1. Limit


An intentional radiator shall be designed to ensure that no antenna other than that furnished by the responsible party shall be used with the device. The use of a permanently attached antenna or of an antenna that uses a unique coupling to the intentional radiator shall be considered sufficient to comply with the provisions of this section. The manufacturer may design the unit so that a broken antenna can be replaced by the user, but the use of a standard antenna jack or electrical connector is prohibited. This requirement does not apply to carrier current devices or to devices operated under the provisions of §§15.211, 15.213, 15.217, 15.219, 15.221, or §15.236. Further, this requirement does not apply to intentional radiators that must be professionally installed, such as perimeter protection systems and some field disturbance sensors, or to other intentional radiators which, in accordance with §15.31(d), must be measured at the installation site. However, the installer shall be responsible for ensuring that the proper antenna is employed so that the limits in this part are not exceeded.

9.2. Test Result


The antennas used for this product is Internal antenna ,so compliance with antenna requirements.
(Please refer to the EUT photo for details)

10. TEST SETUP PHOTO


Conducted Test



Radiated Test (Below 1GHz)




Radiated Test (Above 1GHz)





11.EUT PHOTO



External Photos
M/N: Klipsch Cinema 1200 Sound Bar



External Photos
M/N: Klipsch Cinema 1200 Sound Bar



External Photos
M/N: Klipsch Cinema 1200 Sound Bar





External Photos
M/N: Klipsch Cinema 1200 Sound Bar




External Photos
M/N: Klipsch Cinema 1200 Sound Bar




Internal Photos
M/N: Klipsch Cinema 1200 Sound Bar





Internal Photos
M/N: Klipsch Cinema 1200 Sound Bar





Internal Photos
M/N: Klipsch Cinema 1200 Sound Bar





Internal Photos
M/N: Klipsch Cinema 1200 Sound Bar




Internal Photos
M/N: Klipsch Cinema 1200 Sound Bar




Internal Photos
M/N: Klipsch Cinema 1200 Sound Bar





Internal Photos
M/N: Klipsch Cinema 1200 Sound Bar



2.4G Wireless
ANT Connector




Internal Photos
M/N: Klipsch Cinema 1200 Sound Bar




Internal Photos

M/N: Klipsch Cinema 1200 Sound Bar





BT/Wi-Fi
ANT 2
Connector


BT/Wi-Fi
ANT 1
Connector



Internal Photos
M/N: Klipsch Cinema 1200 Sound Bar





Internal Photos
M/N: Klipsch Cinema 1200 Sound Bar




Internal Photos



M/N: Klipsch Cinema 1200 Sound Bar



Internal Photos
M/N: Klipsch Cinema 1200 Sound Bar



Internal Photos
M/N: Klipsch Cinema 1200 Sound Bar



End of Test Report