

BLUETOOTH DIE-CAST

INSTRUCTIONS



ON/OFF

- Turn the switch on your **Bluetooth die-cast** to the “**On**” position
- Once **On**, the blue light will flash



SYNC/FIND/CONNECT

- Make sure **Bluetooth connectivity** on your smart phone is turned “**On**”
- Select “**Lionel Racing**” from your phone’s list of Bluetooth options
- “**Bluetooth connected**” shows once you are connected to die-cast speaker



MUSIC/CALLS/RACES

- You now can stream your music, take phone calls, stream races and more...



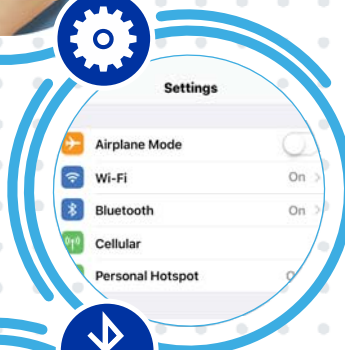


CHARGE

- Your Bluetooth die-cast, includes a charging cord
- Plug cord into the charging port on underside of die-cast and plug into USB port

This device complies with part 15 of the FCC Rules. Operation is subject to the following two conditions: (1) This device may not cause harmful interference, and (2) this device must accept any interference received, including interference that may cause undesired operation.

changes or modifications not expressly approved by the party responsible for compliance could void the user's authority to operate the equipment.



FCC Radiation Exposure Statement:
This equipment complies with FCC radiation exposure limits set forth for an uncontrolled environment. This equipment should be installed and operated with minimum distance 20cm between the radiator & your body.