

## Test Set up



Fig 1a Test setup 30MHz -300MHz Rad Emissions




Fig 1b Test setup 30MHz -300MHz Rad Emissions



Fig 2a Test setup 300MHz -1GHz Rad Emissions




Fig 2b Test setup 300MHz -1GHz Rad Emissions




Fig 3 Test setup 1GHz -18GHz Rad Emission



Fig 4 Test setup 18GHz -26GHz Rad Emission 1metre






Fig 5 EUT conducted test




Fig 6 EUT Receiver Rad emissions test 1G-12.75GHz 3metres