



Test Mode	Channel	Result [PK dBm]	Result [AVG dBm]	Limit [dBm]	Verdict
802.11b	2412	16.45	13.26	<=30	PASS
	2437	17.26	13.89	<=30	PASS
	2462	16.98	13.52	<=30	PASS
802.11g	2412	16.26	13.13	<=30	PASS
	2437	16.37	13.16	<=30	PASS
	2462	15.97	12.98	<=30	PASS
802.11n(HT20)	2412	16.35	13.15	<=30	PASS
	2437	16.48	13.16	<=30	PASS
	2462	16.16	13.03	<=30	PASS
802.11n(HT40)	2422	15.61	12.85	<=30	PASS
	2437	15.75	12.95	<=30	PASS
	2452	16.13	13.02	<=30	PASS

Note: Test results increased RF cable loss by 0.5dB.

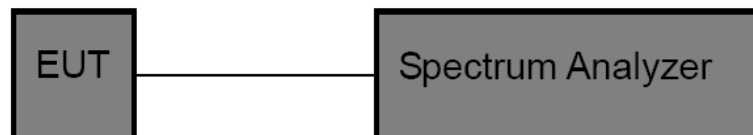
3.6. Power Spectral Density

Limit

FCC CFR Title 47 Part 15 Subpart C Section 15.247 (e)/ RSS-247 5.2 b:

Test Item	Limit	Frequency Range(MHz)
Power Spectral Density	8dBm(in any 3 kHz)	2400~2483.5

Test Configuration



Test Procedure

1. The EUT was directly connected to the spectrum analyzer and antenna output port as show in the block diagram above.
2. The EUT was directly connected to the Spectrum Analyzer and antenna output port as show in the block diagram above. The measurement according to section 10.2 of KDB 558074 D01 DTS Meas Guidance v05r02.
3. Spectrum Setting:
Set analyzer center frequency to DTS channel center frequency.
Set the span to 1.5 times the DTS bandwidth.
Set the RBW to: 3 kHz
Set the VBW to: 10 kHz
Detector: PK
Sweep time: Auto
Allow trace to fully stabilize. Then use the peak marker function to determine the maximum amplitude level.

Test Mode

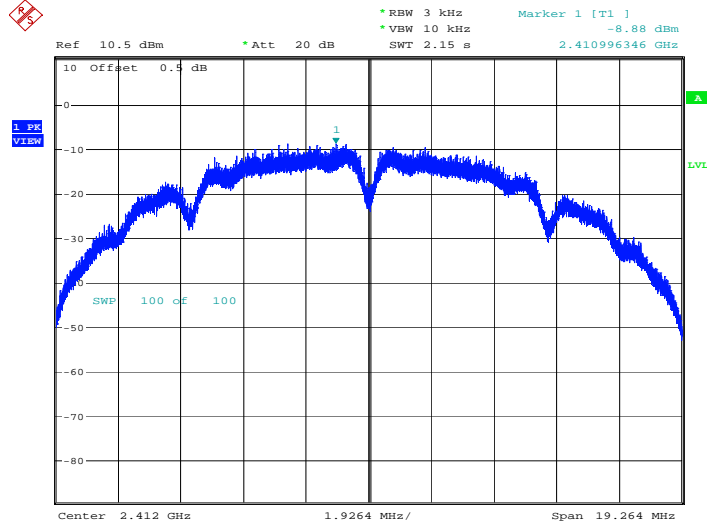
Please refer to the clause 2.3

**Test Result**

Test Mode	Channel	Result [dBm/3kHz]	Limit [dBm/3kHz]	Verdict
802.11b	2412	-8.88	<=8	PASS
	2437	-8.27	<=8	PASS
	2462	-7.92	<=8	PASS
802.11g	2412	-14.5	<=8	PASS
	2437	-14.67	<=8	PASS
	2462	-15.05	<=8	PASS
802.11n(HT20)	2412	-15.03	<=8	PASS
	2437	-15.21	<=8	PASS
	2462	-16.95	<=8	PASS
802.11n(HT40)	2422	-18.74	<=8	PASS
	2437	-18.87	<=8	PASS
	2452	-18.16	<=8	PASS

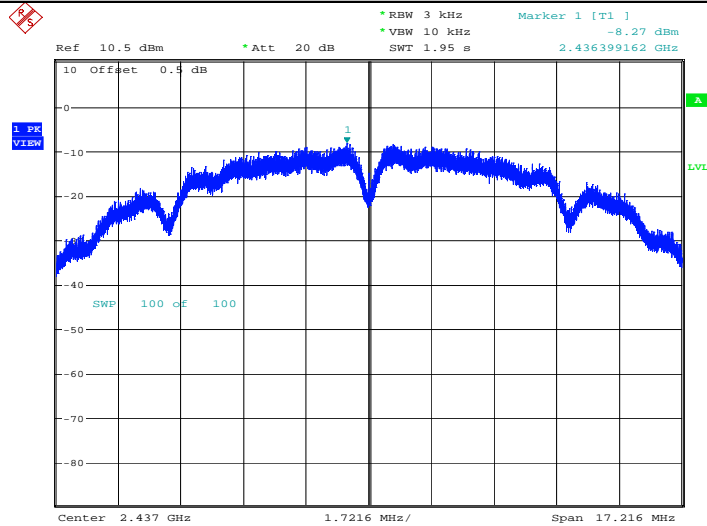


802.11b_2412



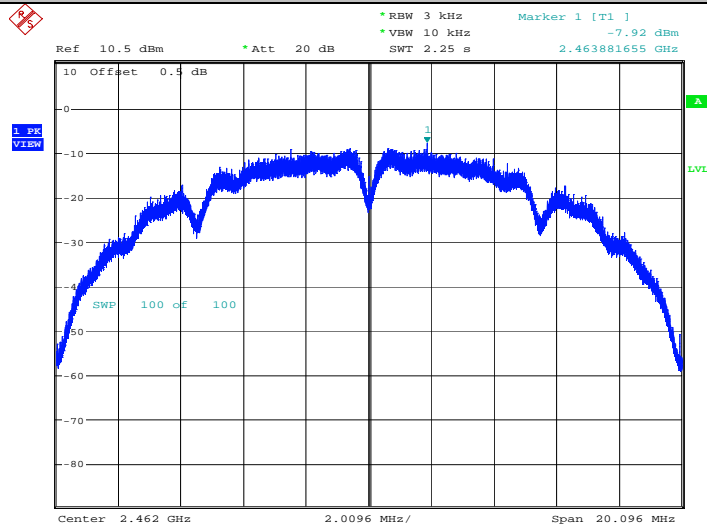
Date: 18.NOV.2020 09:42:37

802.11b_2437



Date: 18.NOV.2020 09:52:03

802.11b_2462



Date: 18.NOV.2020 10:00:14

CTC Laboratories, Inc.

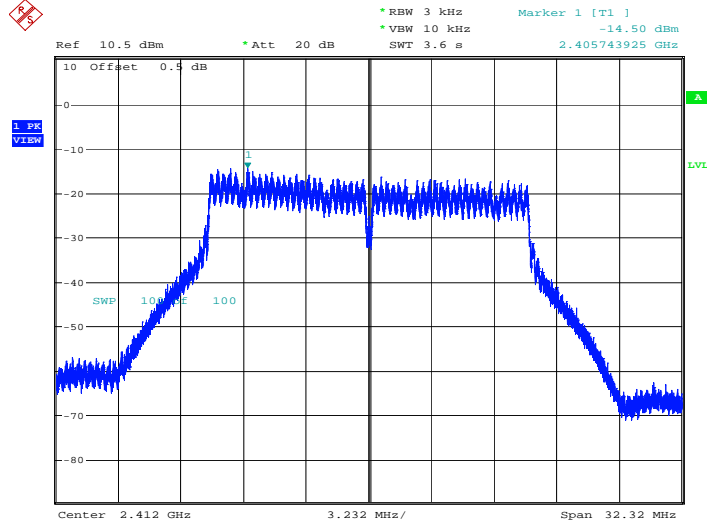
1-2/F., Building 2, Jiaquan Building, Guanlan High-Tech Park, Shenzhen, Guangdong, China
 Tel.: (86)755-27521059 Fax: (86)755-27521011 Http://www.sz-ctc.org.cn



For anti-fake verification, please visit the official website of Certification and Accreditation Administration of the People's Republic of China : yz.cnca.cn

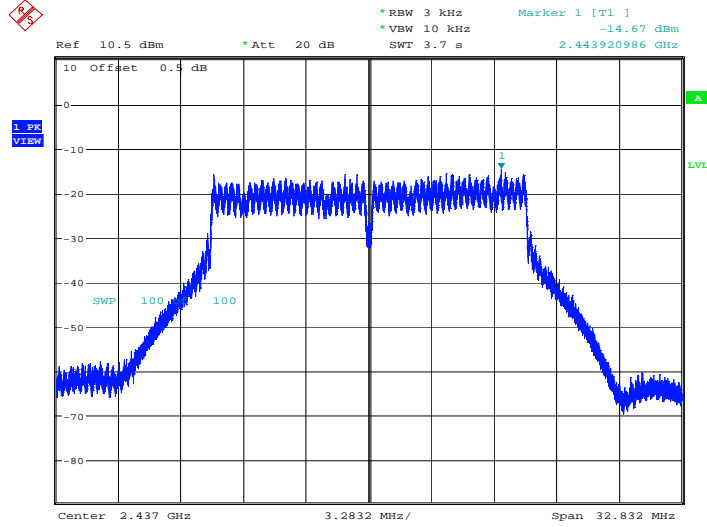


802.11g_2412



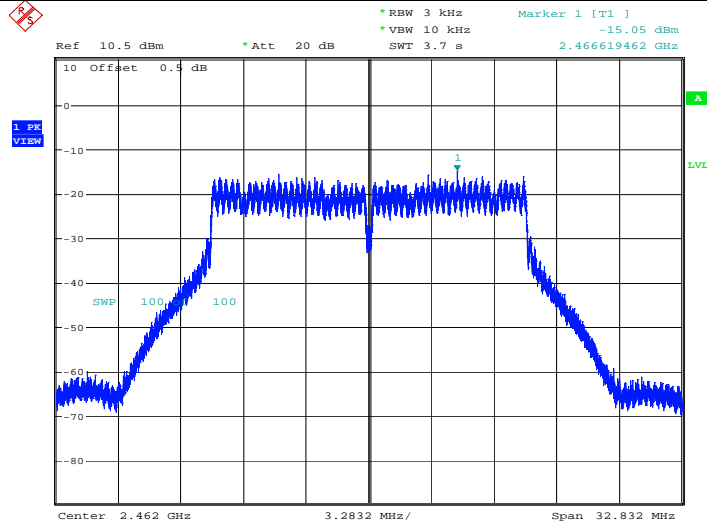
Date: 18.NOV.2020 10:13:24

802.11g_2437



Date: 18.NOV.2020 10:30:52

802.11g_2462



Date: 18.NOV.2020 10:48:12

CTC Laboratories, Inc.

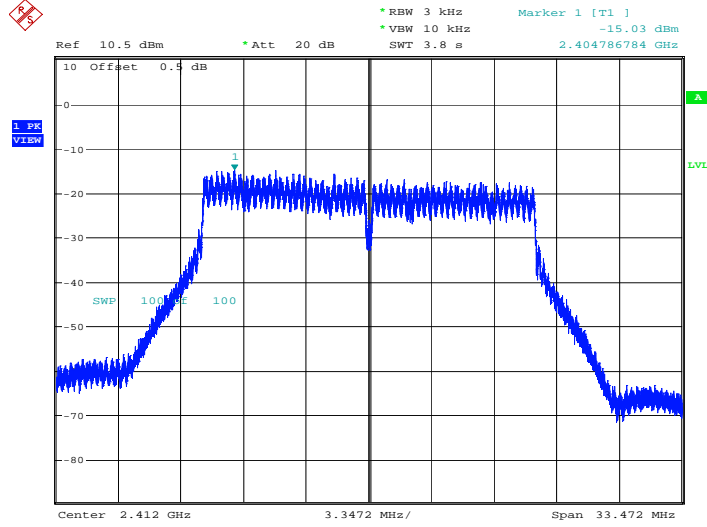
1-2/F., Building 2, Jiaquan Building, Guanlan High-Tech Park, Shenzhen, Guangdong, China
 Tel.: (86)755-27521059 Fax: (86)755-27521011 Http://www.sz-ctc.org.cn



For anti-fake verification, please visit the official website of Certification and Accreditation Administration of the People's Republic of China : yz.cnca.cn

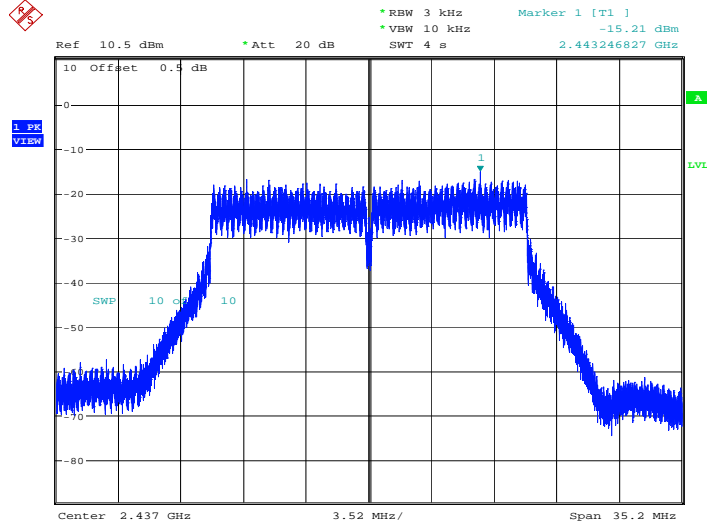


802.11n(HT20)_2412



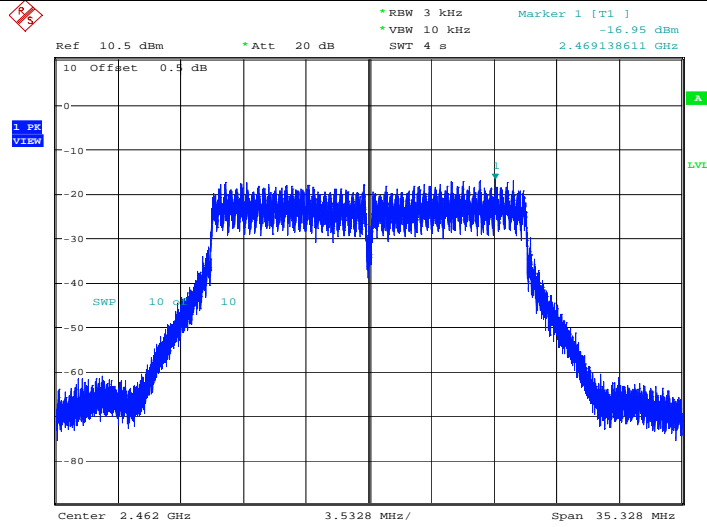
Date: 18.NOV.2020 11:01:47

802.11n(HT20)_2437



Date: 18.NOV.2020 11:09:22

802.11n(HT20)_2462



Date: 18.NOV.2020 11:14:12

CTC Laboratories, Inc.

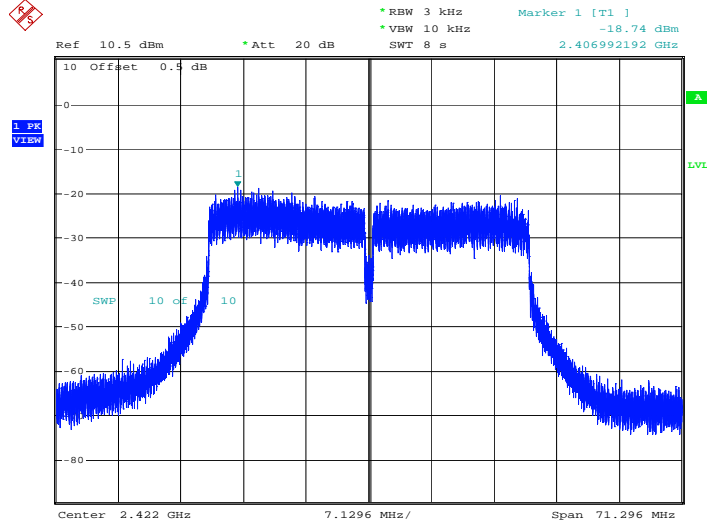
1-2/F., Building 2, Jiaquan Building, Guanlan High-Tech Park, Shenzhen, Guangdong, China
 Tel.: (86)755-27521059 Fax: (86)755-27521011 Http://www.sz-ctc.org.cn



For anti-fake verification, please visit the official website of Certification and Accreditation Administration of the People's Republic of China : yz.cnca.cn

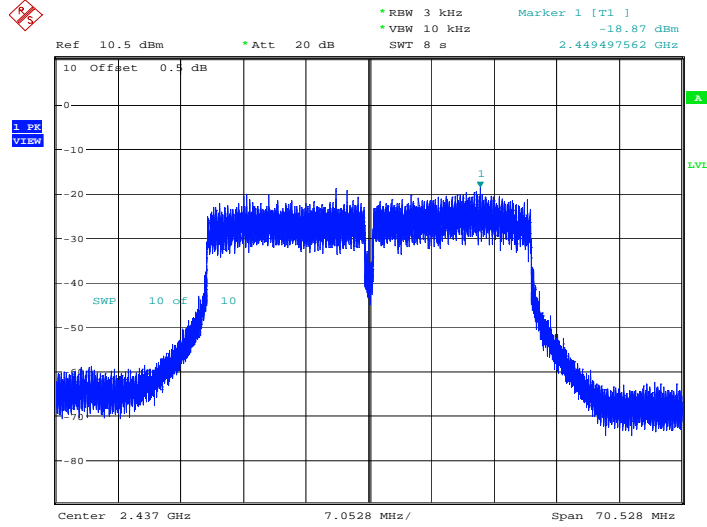


802.11n(HT40)_2422



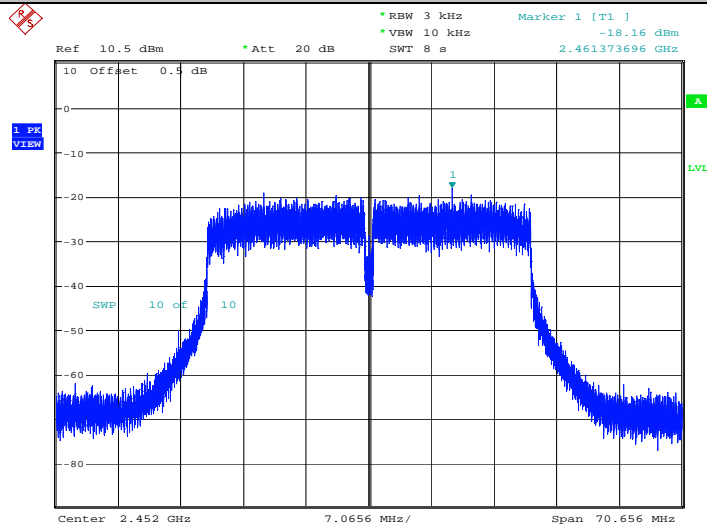
Date: 18.NOV.2020 11:21:15

802.11n(HT40)_2437



Date: 18.NOV.2020 13:04:02

802.11n(HT40)_2452



Date: 18.NOV.2020 13:10:56

CTC Laboratories, Inc.

1-2/F., Building 2, Jiaquan Building, Guanlan High-Tech Park, Shenzhen, Guangdong, China
 Tel.: (86)755-27521059 Fax: (86)755-27521011 Http://www.sz-ctc.org.cn



For anti-fake verification, please visit the official website of Certification and Accreditation Administration of the People's Republic of China : yz.cnca.cn

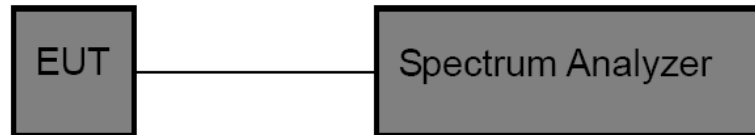


3.7. Duty Cycle

Limit

None, for report purposes only.

Test Configuration



Test Procedure

1. The EUT was directly connected to the spectrum analyzer and antenna output port as show in the block diagram above.
2. The EUT was directly connected to the Spectrum Analyzer and antenna output port as show in the block diagram above. The measurement according to section 10.2 of KDB 558074 D01 DTS Meas Guidance v05r02.
3. Spectrum Setting:
Set analyzer center frequency to DTS channel center frequency.
Set the span to 0Hz
Set the RBW to 10MHz
Set the VBW to 10MHz
Detector: peak
Sweep time: auto
Allow trace to fully stabilize. Then use the peak marker function to determine the maximum amplitude level.

Test Mode

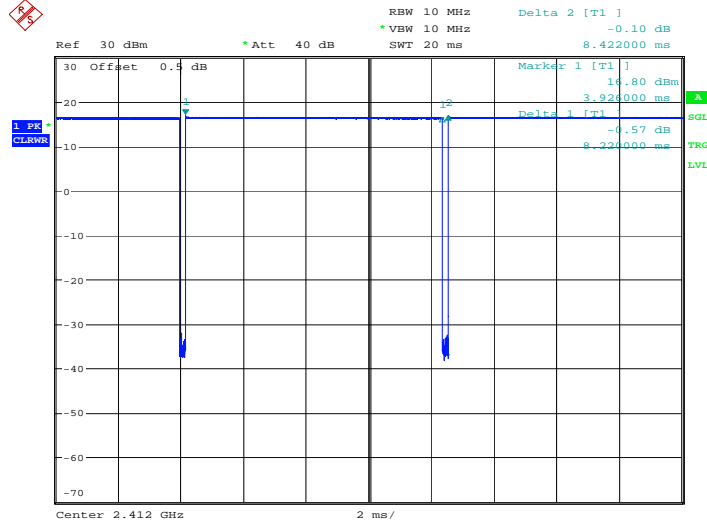
Please refer to the clause 2.3

Test Result

Test Mode	Channel	Transmission Duration [ms]	Transmission Period [ms]	Duty Cycle [%]	1/T Minimum VBW (kHz)	Final setting For VBW (kHz)
802.11b	2412	8.22	8.42	97.60	0.12	1
	2437	8.22	8.42	97.62	0.12	1
	2462	8.22	8.42	97.60	0.12	1
802.11g	2412	1.36	1.56	87.20	0.74	1
	2437	1.36	1.56	87.20	0.74	1
	2462	1.36	1.56	87.20	0.74	1
802.11n(HT20)	2412	1.27	1.47	86.43	0.79	1
	2437	1.27	1.47	86.43	0.79	1
	2462	1.27	1.47	86.43	0.79	1
802.11n(HT40)	2422	0.63	0.84	75.84	1.59	3
	2437	0.64	0.84	75.96	1.59	3
	2452	0.63	0.84	75.93	1.59	3

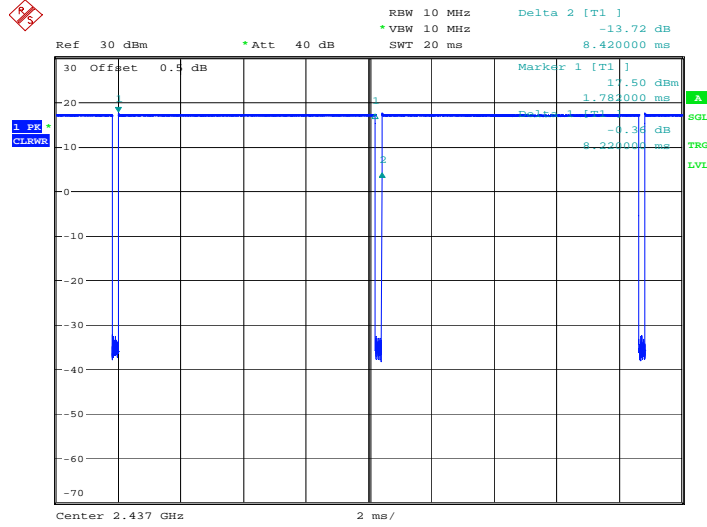


802.11b_2412



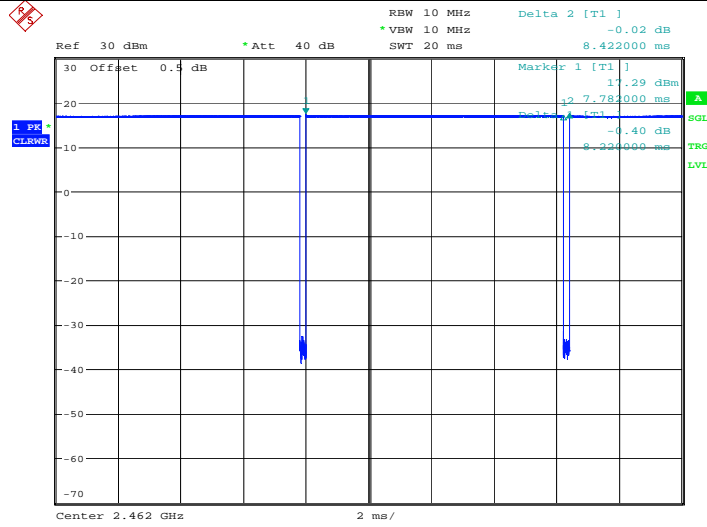
Date: 18.NOV.2020 09:36:10

802.11b_2437



Date: 18.NOV.2020 09:46:01

802.11b_2462



Date: 18.NOV.2020 09:53:35

CTC Laboratories, Inc.

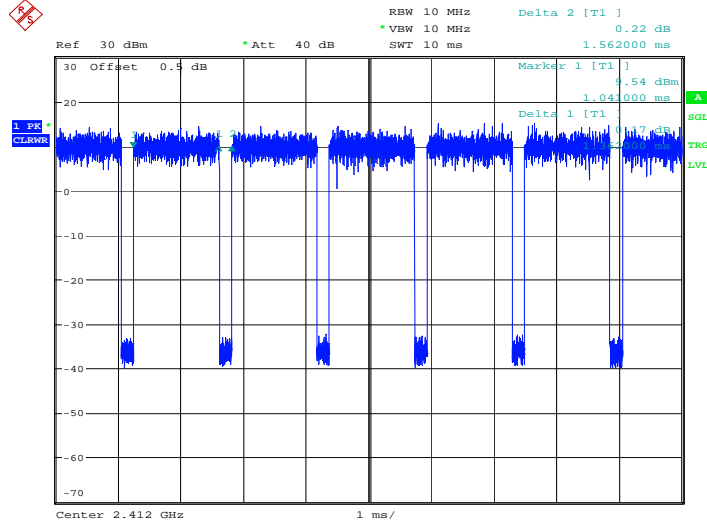
1-2/F., Building 2, Jiaquan Building, Guanlan High-Tech Park, Shenzhen, Guangdong, China
 Tel.: (86)755-27521059 Fax: (86)755-27521011 Http://www.sz-ctc.org.cn



For anti-fake verification, please visit the official website of Certification and Accreditation Administration of the People's Republic of China: yz.cnca.cn

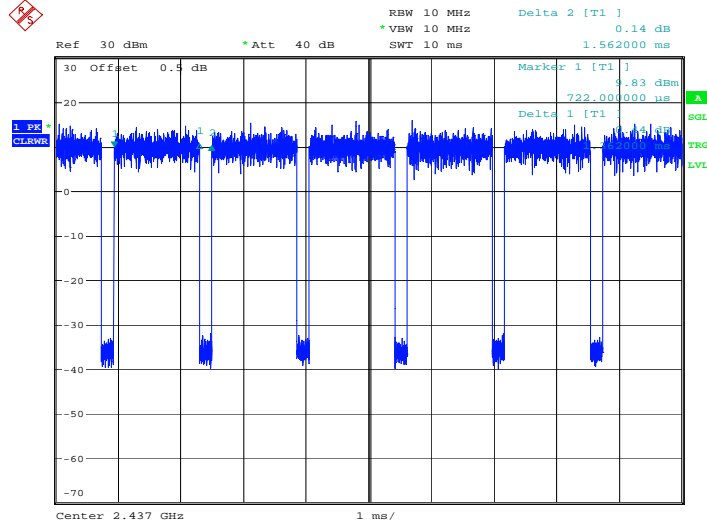


802.11g_2412



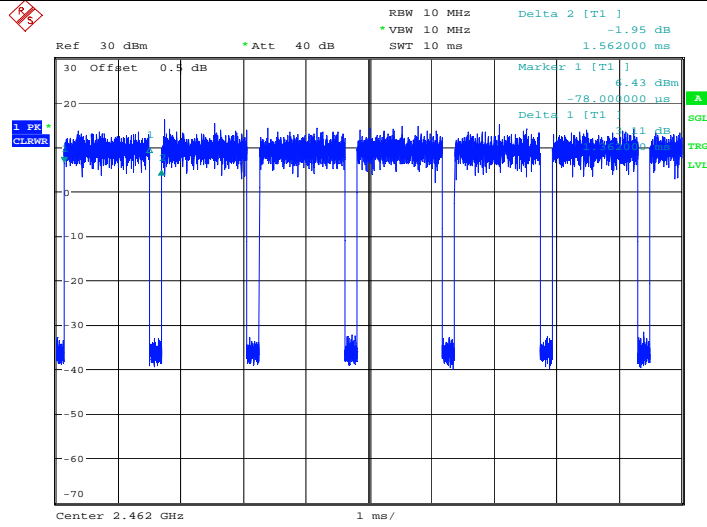
Date: 18.NOV.2020 10:03:49

802.11g_2437



Date: 18.NOV.2020 10:21:04

802.11g_2462



Date: 18.NOV.2020 10:38:25

CTC Laboratories, Inc.

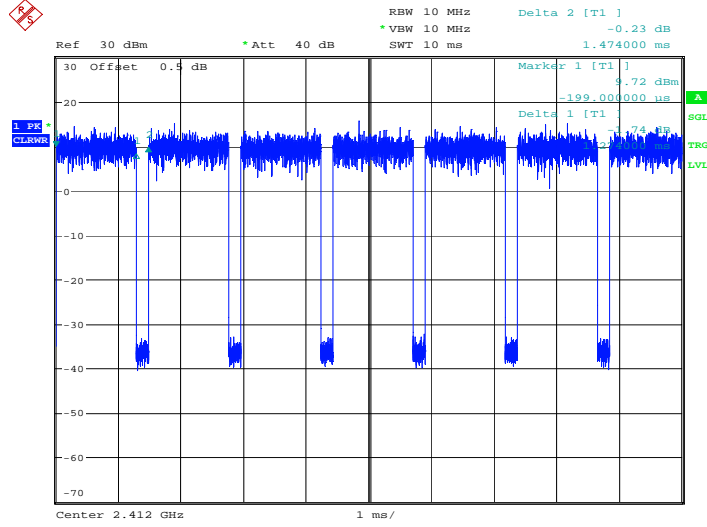
1-2/F., Building 2, Jiaquan Building, Guanlan High-Tech Park, Shenzhen, Guangdong, China
 Tel.: (86)755-27521059 Fax: (86)755-27521011 Http://www.sz-ctc.org.cn



For anti-fake verification, please visit the official website of Certification and Accreditation Administration of the People's Republic of China: yz.cnca.cn

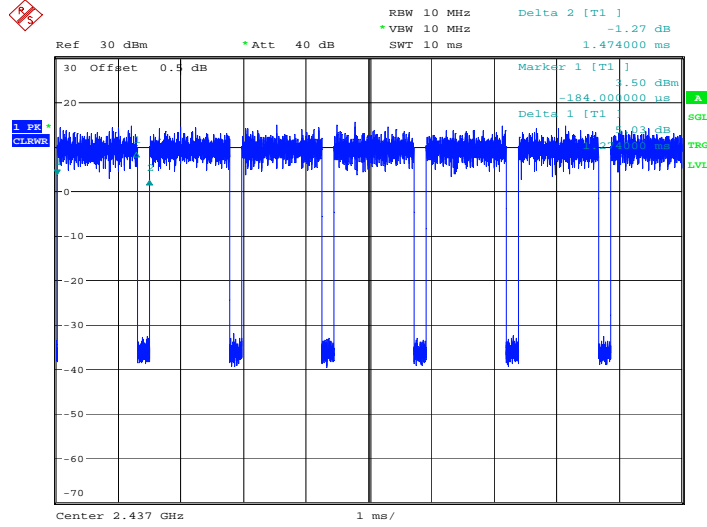


802.11n(HT20)_2412



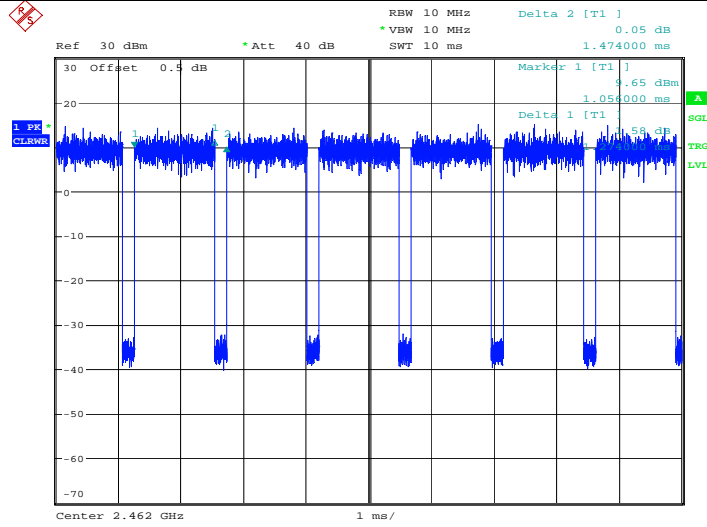
Date: 18.NOV.2020 10:51:47

802.11n(HT20)_2437



Date: 18.NOV.2020 11:06:43

802.11n(HT20)_2462



Date: 18.NOV.2020 11:11:34

CTC Laboratories, Inc.

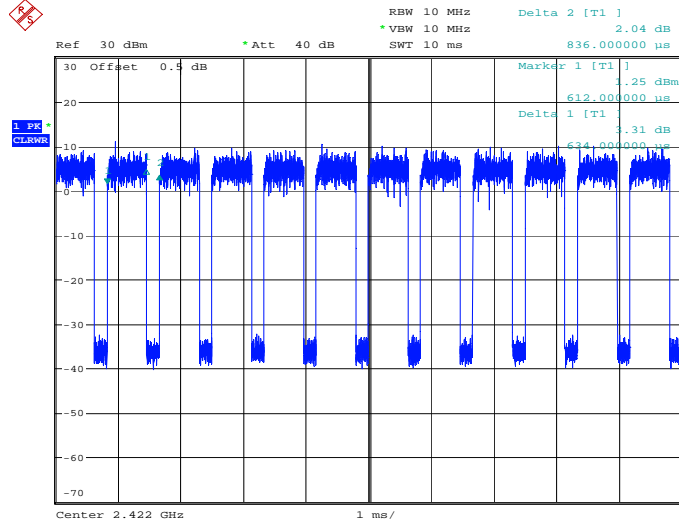
1-2/F., Building 2, Jiaquan Building, Guanlan High-Tech Park, Shenzhen, Guangdong, China
 Tel.: (86)755-27521059 Fax: (86)755-27521011 Http://www.sz-ctc.org.cn



For anti-fake verification, please visit the official website of Certification and Accreditation Administration of the People's Republic of China: yz.cnca.cn

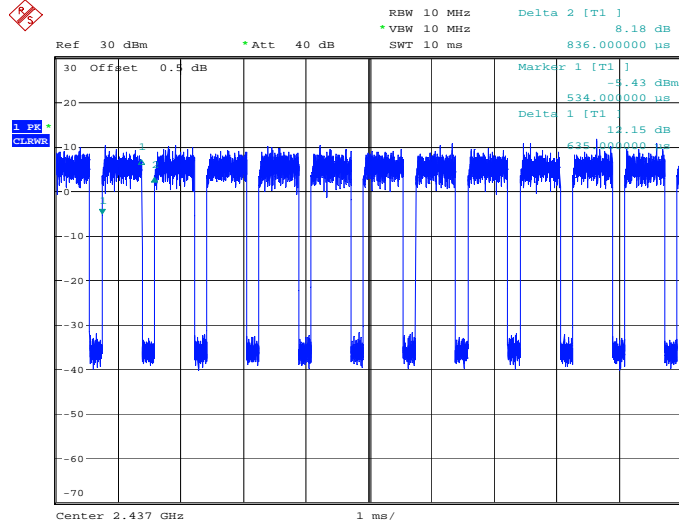


802.11n(HT40)_2422



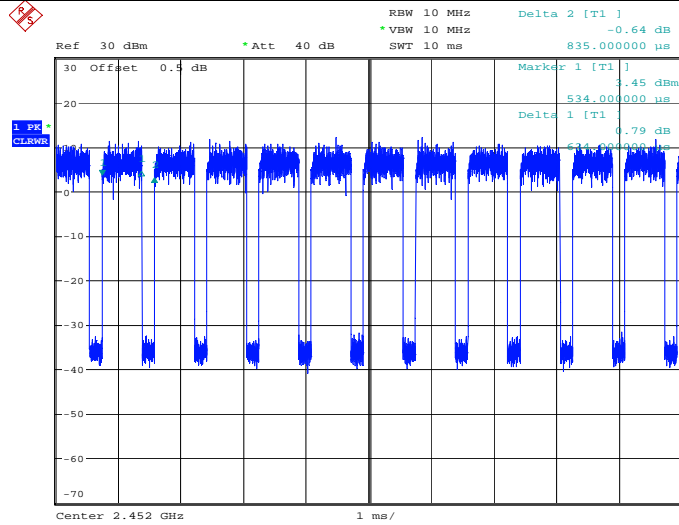
Date: 18.NOV.2020 11:17:45

802.11n(HT40)_2437



Date: 18.NOV.2020 13:00:29

802.11n(HT40)_2452



Date: 18.NOV.2020 13:07:25

CTC Laboratories, Inc.

1-2/F., Building 2, Jiaquan Building, Guanlan High-Tech Park, Shenzhen, Guangdong, China
 Tel.: (86)755-27521059 Fax: (86)755-27521011 Http://www.sz-ctc.org.cn



For anti-fake verification, please visit the official website of Certification and Accreditation Administration of the People's Republic of China: yz.cnca.cn



3.8. Antenna requirement

Requirement

FCC CFR Title 47 Part 15 Subpart C Section 15.203:

An intentional radiator shall be designed to ensure that no antenna other than that furnished by the responsible party shall be used with the device. The use of a permanently attached antenna or of antenna that uses a unique coupling to the intentional radiator, the manufacturer may design the unit so that a broken antenna can be replaced by the user, but the use of a standard antenna jack or electrical connector is prohibited.

FCC CFR Title 47 Part 15 Subpart C Section 15.247(c) (1)(i):

(i) Systems operating in the 2400~2483.5 MHz band that is used exclusively for fixed. Point-to-point operations may employ transmitting antennas with directional gain greater than 6dBi provided the maximum conducted output power of the intentional radiator is reduced by 1 dB for every 3 dB that the directional gain of the antenna exceeds 6dBi.

Test Result

The directional gain of the antenna less than 6dBi, please refer to the EUT internal photographs antenna photo.

*****THE END*****