


Appendix- Test set up-Photos


Model: WCC1002

Radiation Emission Test Setup

Below 30MHz



From 30MHz to 1GHz



Appendix- Test set up-Photos

Photograph – RF Exposure Test Setup

Left Side(measurement distance of 15cm)




Right Side(measurement distance of 15cm)



Appendix- Test set up-Photos

Front Side(measurement distance of 15cm)




Rear Side(measurement distance of 15cm)



Appendix- Test set up-Photos

Top Side(measurement distance of 20cm)



Bottom Side(measurement distance of 15cm)

