

## **EXHIBIT D - TEST SETUP PHOTOGRAPHS**


---

Apple terminal charging

**Conducted Emissions - Front View**




**Conducted Emissions - Side View**



**Radiated Emissions View (9 kHz ~ 30 MHz)**



**Radiated Emissions View (30 MHz ~ 1 GHz)**




Type C Terminal Charging

**Conducted Emissions - Front View**




**Conducted Emissions - Side View**




**Radiated Emissions View (9 kHz ~ 30 MHz)**




**Radiated Emissions View (30 MHz ~ 1 GHz)**




**H-Filed Strength View  
Position A**



**Position B**




**Position C**




**Position D**




**Position E**




**E-Filed Strength View  
Position A**



**Position B**




**Position C**





**Position D**



**Position E**

