




EXHIBIT 3 - EUT INTERNAL PHOTOGRAPHS



<p style="text-align: center;">Solder Board-Component View 2</p>	 <p>A photograph of a green PCB component with a circular cutout, placed on a blue textured surface. A black ruler with white markings is positioned to the left and bottom of the component for scale. The ruler shows measurements in millimeters, with the component's diameter being approximately 60 mm.</p>
<p style="text-align: center;">Antenna View</p>	 <p>A photograph showing the internal components of a device, including a green PCB and a black plastic housing. A red box highlights a circular component on the PCB, which is labeled "Wireless Charger Antenna" with a red line pointing to it. A black ruler with white markings is positioned to the left and bottom of the device for scale. The ruler shows measurements in millimeters, with the device's diameter being approximately 100 mm.</p>