



## **EXHIBIT D - TEST SETUP PHOTOGRAPHS**


**Conducted Emissions - Front View**




**Conducted Emissions - Side View**




**Radiated Emissions View (9 kHz ~ 30 MHz)**




**Radiated Emissions View (30 MHz ~ 1 GHz)**



**H-Filed Strength View  
Position A (Distance 15cm)**




**Position B (Distance 15cm)**







**Position C (Distance 15cm)**




**Position D (Distance 15cm)**



**Position E (Distance 20cm)**




**E-Filed Strength View  
Position A (Distance 15cm)**







**Position B (Distance 15cm)**



**Position C (Distance 15cm)**



**Position D (Distance 15cm)**



**Position E (Distance 20cm)**

