



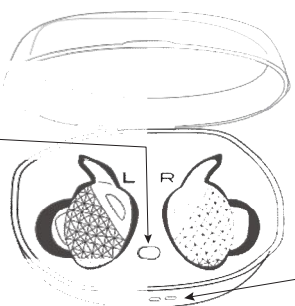
HELM TRUE WIRELESS

QUICK START GUIDE

First Let's Check The Battery Level On Portable Charging Case

1

Open the cover
tap the
power button
to check the
battery level
and to engage
charging the
earpieces




2

Check the 4 lights
on the front of
the case

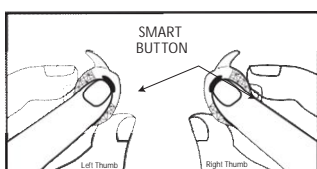
If it shows one
or no lights on
please charge
the case with
Micro USB cable
provided before
pairing.

1.5 Hours will fully
charge the
True Wireless case.

**Charging case becomes
easier to open over time*



Pairing the Earpieces for the First Time:



- Press and hold both Smart Buttons down at the same time for 15-20 seconds.
- You will hear "HELM On", then continuous beeps.
- Release the smart buttons after you hear "Connected... Pairing". Now your earpieces are paired together.

**Tip: While pressing and holding both smart buttons, hold the earpieces close to your ears so you can hear the voice prompts.*

Pairing the Earpieces to your Bluetooth Device:

On your device turn your Bluetooth ON. Open your Bluetooth window and choose- HELM True Wireless R.

**May take a few seconds to appear.*

You will then hear "HELM Pairing Successful.... Second Earpiece Connected".

NOTE: If you ever experience any connectivity issues or anything out of the ordinary, please re-try the procedure above starting with the earpieces off.

Fitting your Earpieces in Your Ears:



Gently push and twist each earpiece into your ears clockwise so the ear hook slides under the outer ear fold (helix). It should feel snug with an audible seal.

If it does not feel secure change your ear tip size included in your package.

**SAFE PRACTICE When operating the smart buttons while the earpieces are in your ears, avoid pressing into your ear canal by pinching the earpiece with your thumb and middle finger while pressing the smart button with your index finger or you can push the smart button upwards to place pressure on your upper-ear instead*

If you have any questions or need any assistance, please visit the HELMAudio website at helmaudio.com - under the support tab, for the latest FAQ and a "Contact us" link to talk to our support team or email us directly at support@helmaudio.com.

True Wireless Earpieces

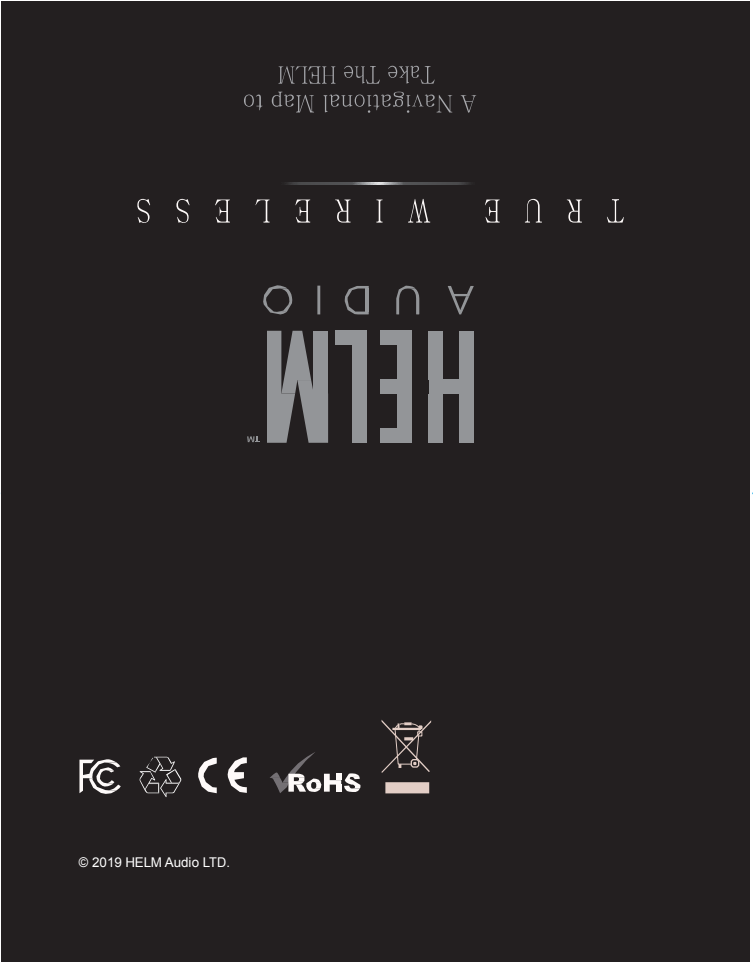
Extra Eartips

L S xS
Medium sized eartips are
installed on earpieces

Charging Case

Micro USB

Quick Start Guide



Controls

Right EarpieceControls		
One click	※	Pause/Play or Answer Calls*
Two clicks	※※	Volume UP
Three Clicks	※※※	Volume DOWN
Short Hold	■	Activate Voice Command
Long hold	■	Turn Earpiece Off

Left Earpiece Controls		
One click	※	Pause/Play or Answer Calls*
Two clicks	※※	Track Forward
Three Clicks	※※※	Reverse Track
Long hold	■	Turn Earpiece Off

*Audio for phone calls is only on the right earpiece.

Specifications

Bluetooth version	4.1
Bluetooth range	80+ Feet
Wireless type	EDR+Bluetooth
Frequency response	20Hz-20kHz
Sensitivity	88±3dB
Resistance	160
Standby time	100hrs
Play time	3-3.5 hrs
Play time w/chargingcase	15 hrs
Charging time	1.5hrs
Driver	Dynamic
Microphone	✓
Smart button control	✓
Water Resistance	IPX4 (Sweat & Mud Approved)

HELM AUDIO LIMITED PRODUCT WARRANTY

HELM Audio products are warranted against defects in materials and craftsmanship for a period of one year from the date of the original purchase, when used in accordance with HELM's product use guidelines. Under this warranty, your claim can be directed to HELM, even if you purchased the product from an authorized third party retailer/reseller. The warranty will only be honored by providing the original proof of purchase that shall include the date of purchase and where the product was purchased which must be verified as an official authorized Helm retailer/reseller.

During the warranty period, HELM will, at its sole option, repair or replace the original, defective parts or issue a refund in the amount of the original purchase price. This warranty does not include damage resulting from accidents, or from improper use, maintenance, or repair, or from other causes that are not defects in materials or craftsmanship.

For more information about this warranty, additional FAQ's, or Customer Service (general questions or warranty) please visit www.helmaudio.com and select the support page.

www.helmaudio.com

A Navigational Map to
Take The HELM

TRUE WIRELESS

HELM
AUDIO



© 2019 HELM Audio LTD.

Controls

Right Earpiece Controls		
One click	✱	Pause/Play or Answer Calls*
Two clicks	✱✱	Volume UP
Three Clicks	✱✱✱	Volume DOWN
Short Hold	■	Activate Voice Command
Long hold	■	Turn Earpiece Off

Left Earpiece Controls		
One click	✱	Pause/Play or Answer Calls*
Two clicks	✱✱	Track Forward
Three Clicks	✱✱✱	Reverse Track
Long hold	■	Turn Earpiece Off

*Audio for phone calls is only on the right earpiece.

Specifications

Bluetooth version	4.1
Bluetooth range	80+ Feet
Wireless type	EDR+Bluetooth
Frequency response	20Hz-20kHz
Sensitivity	88±3dB
Resistance	160
Standby time	100hrs
Play time	3-3.5 hrs
Play time w/charging case	15hrs
Charging time	1.5hrs
Driver	Dynamic
Microphone	✓
Smart button control	✓
Water Resistance	IPX4 (Sweat & Mud Approved)

HELM AUDIO LIMITED PRODUCT WARRANTY

HELM Audio products are warranted against defects in materials and craftsmanship for a period of one year from the date of the original purchase, when used in accordance with HELM's product use guidelines. Under this warranty, your claim can be directed to HELM, even if you purchased the product from an authorized third party retailer/reseller. The warranty will only be honored by providing the original proof of purchase that shall include the date of purchase and where the product was purchased which must be verified as an official authorized Helm retailer/reseller.

During the warranty period, HELM will, at its sole option, repair or replace the original, defective parts or issue a refund in the amount of the original purchase price. This warranty does not include damage resulting from accidents, or from improper use, maintenance, or repair, or from other causes that are not defects in materials or craftsmanship.

For more information about this warranty, additional FAQ's, or Customer Service (general questions or warranty) please visit www.helmaudio.com and select the support page.

www.helmaudio.com

A Navigational Map to
Take The HELM

TRUE WIRELESS

HELM
AUDIO



© 2019 HELM Audio LTD.

Controls

Right Earpiece Controls		
One click	✱	Pause/Play or Answer Calls*
Two clicks	✱✱	Volume UP
Three Clicks	✱✱✱	Volume DOWN
Short Hold	■	Activate Voice Command
Long hold	■	Turn Earpiece Off

Left Earpiece Controls		
One click	✱	Pause/Play or Answer Calls*
Two clicks	✱✱	Track Forward
Three Clicks	✱✱✱	Reverse Track
Long hold	■	Turn Earpiece Off

*Audio for phone calls is only on the right earpiece.

Specifications

Bluetooth version	4.1
Bluetooth range	80+ Feet
Wireless type	EDR+Bluetooth
Frequency response	20Hz-20kHz
Sensitivity	88±3dB
Resistance	160
Standby time	100hrs
Play time	3-3.5 hrs
Play time w/chargingcase	15 hrs
Charging time	1.5hrs
Driver	Dynamic
Microphone	✓
Smart button control	✓
Water Resistance	IPX4 (Sweat & Mud Approved)

HELM AUDIO LIMITED PRODUCT WARRANTY

HELM Audio products are warranted against defects in materials and craftsmanship for a period of one year from the date of the original purchase, when used in accordance with HELM's product use guidelines. Under this warranty, your claim can be directed to HELM, even if you purchased the product from an authorized third party retailer/reseller. The warranty will only be honored by providing the original proof of purchase that shall include the date of purchase and where the product was purchased which must be verified as an official authorized Helm retailer/reseller.

During the warranty period, HELM will, at its sole option, repair or replace the original, defective parts or issue a refund in the amount of the original purchase price. This warranty does not include damage resulting from accidents, or from improper use, maintenance, or repair, or from other causes that are not defects in materials or craftsmanship.

For more information about this warranty, additional FAQ's, or Customer Service (general questions or warranty) please visit www.helmaudio.com and select the support page.

www.helmaudio.com

TRUE WIRELESS



© 2019 HELM Audio LTD.

Controls

Right Earpiece Controls		
One click	✱	Pause/Play or Answer Calls*
Two clicks	✱ ✱	Volume UP
Three Clicks	✱ ✱ ✱	Volume DOWN
Short Hold	■	Activate Voice Command
Long hold	■	Turn Earpiece Off

Left Earpiece Controls		
One click	✱	Pause/Play or Answer Calls*
Two clicks	✱ ✱	Track Forward
Three Clicks	✱ ✱ ✱	Reverse Track
Long hold	■	Turn Earpiece Off

*Audio for phone calls is only on the right earpiece.

Specifications

Bluetooth version	4.1
Bluetooth range	80+ Feet
Wireless type	EDR+Bluetooth
Frequency response	20Hz-20kHz
Sensitivity	88±3dB
Resistance	160
Standby time	100 hrs
Play time	3-3.5 hrs
Play time w/charging case	15 hrs
Charging time	1.5hrs
Driver	Dynamic
Microphone	✓
Smart button control	✓
Water Resistance	IPX4 (Sweat & Mud Approved)

HELM AUDIO LIMITED PRODUCT WARRANTY

HELM Audio products are warranted against defects in materials and craftsmanship for a period of one year from the date of the original purchase, when used in accordance with HELM's product use guidelines. Under this warranty, your claim can be directed to HELM, even if you purchased the product from an authorized third party retailer/reseller. The warranty will only be honored by providing the original proof of purchase that shall include the date of purchase and where the product was purchased which must be verified as an official authorized Helm retailer/reseller.

During the warranty period, HELM will, at its sole option, repair or replace the original, defective parts or issue a refund in the amount of the original purchase price. This warranty does not include damage resulting from accidents, or from improper use, maintenance, or repair, or from other causes that are not defects in materials or craftsmanship.

For more information about this warranty, additional FAQ's, or Customer Service (general questions or warranty) please visit www.helmaudio.com and select the support page.

www.helmaudio.com

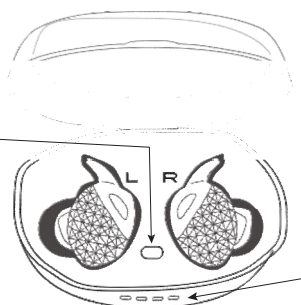


HELM TRUE WIRELESS

QUICK START GUIDE

First Let's Check The Battery Level On Portable Charging Case

Open the cover
tap the
power button
to check the
battery level
and to engage
charging the
earpieces

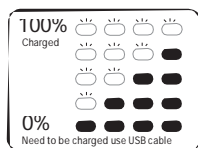


Check the 4 lights
on the front of
the case

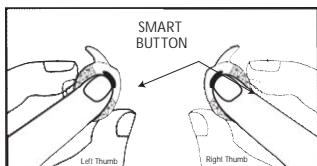
If it shows one
or no lights on
please charge
the case with
Micro USB cable
provided before
pairing.

1.5 Hours will fully
charge the
True Wireless case

**Charging case becomes
easier to open over time*



Pairing the Earpieces for the First Time:



- **Press and hold** both Smart Buttons down at the same time for 15-20 seconds.
- You will hear **"HELM On"**, then continuous beeps.
- Release the smart buttons after you hear **"Connected... Pairing"**. Now your earpieces are paired together.

**Tip: While pressing and holding both smart buttons, hold the earpieces close to your ears so you can hear the voice prompts.*

Pairing the Earpieces to your Bluetooth Device:

On your device turn your Bluetooth ON. Open your Bluetooth window and choose- HELM True Wireless R.

**May take a few seconds to appear.*

You will then hear **"HELM Pairing Successful.... Second Earpiece Connected"**.

NOTE: If you ever experience any connectivity issues or anything out of the ordinary, please re-try the procedure above starting with the earpieces off.

Fitting your Earpieces in Your Ears:



Gently push and twist each earpiece into your ears clockwise so the ear hook slides under the outer ear fold (helix). It should feel snug with an audible seal.

If it does not feel secure change your ear tip size include in your package.

***SAFE PRACTICE** When operating the smart buttons while the earpieces are in your ears, avoid pressing into your ear canal by pinching the earpiece with your thumb and middle finger while pressing the smart button with your index finger or you can push the smart button upwards to place pressure on your upper-ear instead

If you have any questions or need any assistance, please visit the HELMAudio website at helmaudio.com - under the support tab, for the latest FAQ and a "Contact us" link to talk to our support team or email us directly at support@helmaudio.com.

IN THE BOX

True Wireless Earpieces

Extra Eartips

L S xS
Medium sized eartips are
installed on earpieces

Charging Case

Micro USB

Quick Start Guide

Federal Communication Commission Interference Statement

This equipment has been tested and found to comply with the limits for a Class B digital device, pursuant to Part 15 of the FCC Rule. These limits are designed to provide reasonable protection against harmful interference in a residential installation. This equipment generates, uses and can radiate radio frequency energy and, if not installed and used in accordance with the instructions, may cause harmful interference to radio communication. However, there is no guarantee that interference will not occur in a particular installation. If this equipment does cause harmful interference to radio or television reception, which can be determined by turning the equipment off and on, the user is encouraged to try to correct the interference by one or more of the following measures:

Reorient or relocate the receiving antenna.

Increase the separation between the equipment and receiver.

Connect the equipment into an outlet on a circuit different from that to which the receiver is connected.

Consult the dealer or an experienced radio/TV technician for help.

FCC Caution: Any changes or modifications not expressly approved by the party responsible for compliance could void the user's authority to operate this equipment.

Operation is subject to the following two conditions:

(1): this device may not cause harmful interference; and

(2): this device must accept any interference received, including interference that may cause undesired operation.