



# Audio Workshop

Quiet & Dynamic

## GETTING STARTED

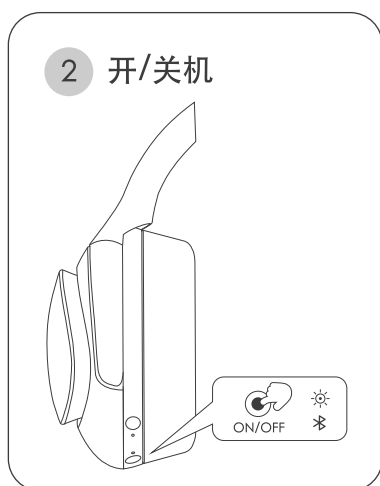
### 1 下载APP



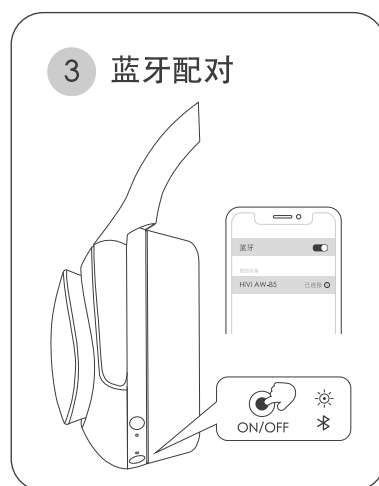
HiVi Connect



HiVi Connect可为您提供丰富的耳机设置及个性化听觉体验，App Store与安卓应用市场均可下载。



通过长按1s进行开/关机操作。



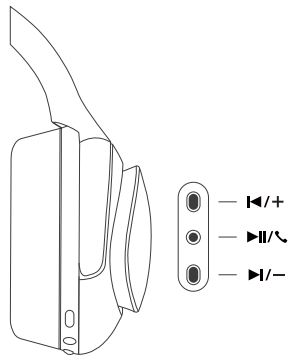
- 首次配对：耳机开机后将自动进入配对状态，白绿灯交替闪烁，在智能设备的蓝牙设备列表中选择HIVI AW-85，完成首次配对。
- 平常连接：在智能设备的蓝牙启用时，耳机开机将自动连接。
- 清除配对：开机后任何状态下通过双击开关机键，耳机进入新配对状态，白绿灯交替闪烁。

#### 4 佩戴耳机



初次佩戴可通过 ● ● 标识区分左右声道，调整头梁长度让佩戴舒适。

## 5 使用耳机

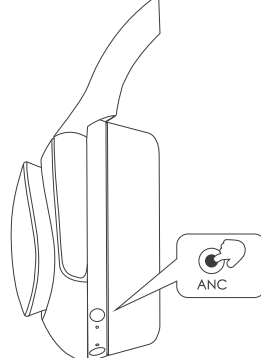


**I/+**：轻点一次音量加一级，放音时长按音乐切换到上一曲。

**II/II**：放音时轻点一次音乐暂停，再次轻点恢复播放。当手机来电时，轻点一次接听，再次轻点挂断。

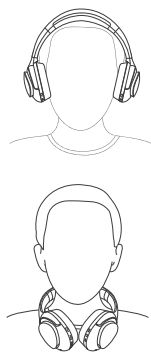
**I/-**：轻点一次音量减一级，放音时长按音乐切换到下一曲。

## 6 高性能双通道数字降噪 ANC




HiVi AW-85采用高性能双通道独立降噪；耳机开机后自动进入ANC打开模式，可通过ANC按钮进行降噪功能的开启和关闭。ANC开启时绿灯常亮，ANC关闭白灯常亮。

## 7 自动启停 (A)



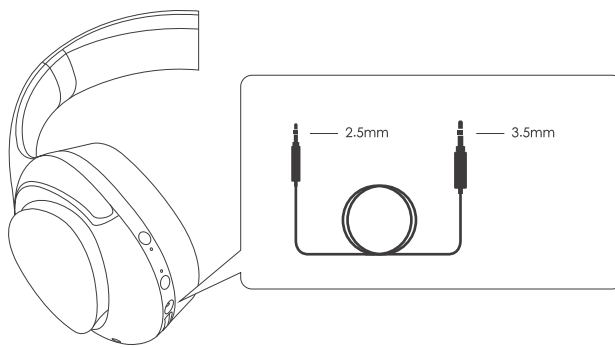
HiVi AW-85具备智能启停 (Smart Play/pause) 功能：  
放音时取下耳机，音乐将自动暂停，重新佩戴恢复音乐播放。

## 8 透明模式 (A)



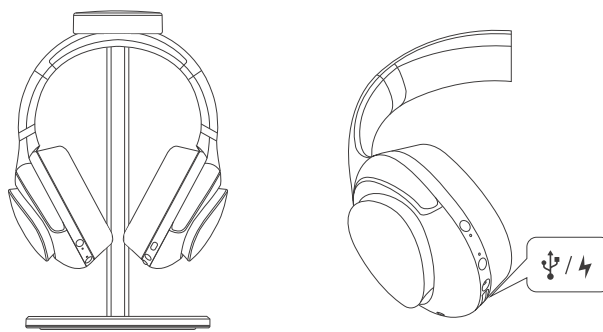
HiVi AW-85具备独特的透明模式，无须摘下耳机，简单手势操作即可让环境声了然于耳，就像您没有佩戴耳机那样。  
在正常放音时，用左手触摸耳机左声道外壳，将进入透明模式。  
透明模式：通过麦克风拾取外部环境音，经过增强由耳机输出，同时音乐音量降至20%。

## 9 音频接口



HiVi AW-85配有2.5mm/3.5mm音频线，也可在有线状态下工作，在接线使用时您同样可以打开或关闭ANC。

## 10 充电



HiVi AW-85是世界首款采用吸附式无线充电技术的耳机，您可使用HiVi PB系列无线充电桩进行充电；也可采用传统的Micro USB接口进行充电，并配有Micro USB充电线。

注：请勿同时使用两种充电方式。



## PACKING LIST

### 包装清单

• 产品	X1
• 说明书、保修卡	X1
• 数据线	X1
• 耳机包	X1

## SECURITY INFORMATION

### 安全信息

- 请勿在有安全隐患的环境下使用该设备，如操作机械、穿越街道或从事俱不确定因素的工作时。
- 驾车时使用耳机是涉嫌违法的危险行为，会降低您对周围环境声的感知，有可能危及自身或他人的生命安全。驾车时请勿佩戴耳机。
- 大音量有损听力，为保护听力，请务必在连接耳机前先调低音乐播放器的音量。暴露于85dB或更高噪音会导致听力逐渐受损。
- 请勿将设备暴露于高湿度或热源环境。
- 拆开设备会导致失去质保。

弃置信息

部件名称	有毒有害物或元素					
	铅 (Pb)	汞 (Hg)	镉 (Cd)	六价铬 (CrVI)	多溴联苯 (PBB)	多溴二苯醚 (PBDE)
电线组件 (带插头)	×	○	○	○	○	○
电子部品类	×	○	○	○	○	○
金属部品	×	○	○	○	○	○
电池	×	○	○	○	○	○

本表格依据SJ/T 11364的规定编制

○表示该有害物质在该部件所有材质材料中的含量均在GB/T 26572规定的限量要求下。

×表示该有害物质至少在该部件的某一材质材料中的含量超出GB/T 26572规定的限量要求。

## GETTING STARTED

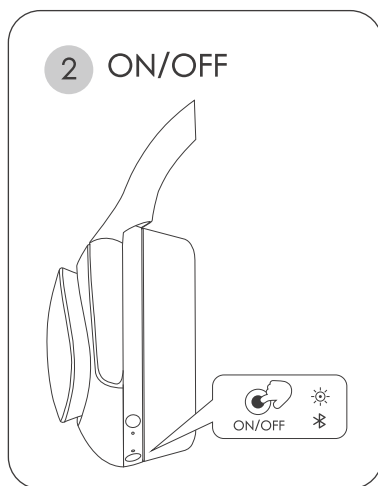
### 1 APP Download



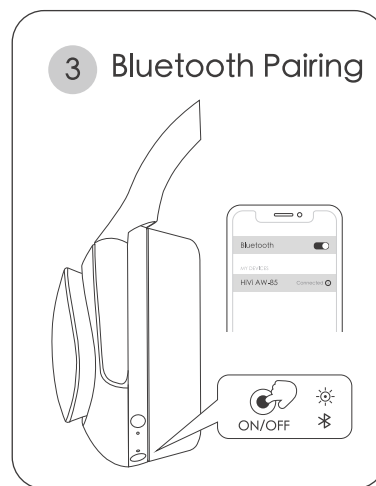
HiVi Connect



HiVi Connect provides you with various and personalized settings, please download it on the App Store and Android Store.



Press and hold the ON/OFF button for 1 second to turn on or turn off the headphone.



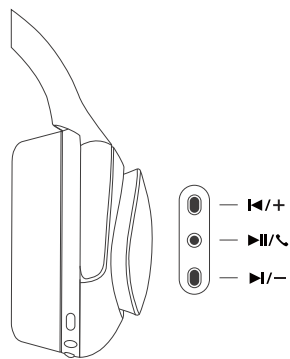
- Initial pairing: when the headphone is turned ON, it will enter into the pairing mode automatically, and GREEN light and WHITE light will flicker alternately. Choose HiVi AW-85 in the list of Bluetooth devices to complete the initial pairing.
- General connection: when the headphone is ON, it will connect to your cellphone automatically.
- Delete preset pairing: when the headphone is ON, double press the ON/OFF button, as GREEN light and WHITE light flickers alternately, the headphone is in the mode of pairing a new device.

#### 4 How to wear



There is ● and ● mark on the headphone for easy recognition. Adjust the headband for a comfortable wearing.

## 5 How to use

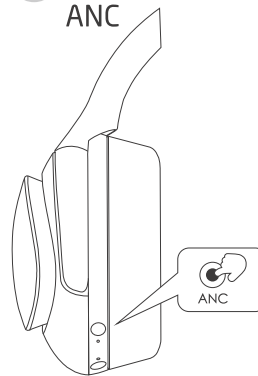


**◀/+** : Press once to increase volume, press and hold when playing music, it moves backward to the previous music.

**⏸/▶** : Press once to pause playing, press again to resume playing. When you have an incoming call on your cellphone, press once to answer the call, press again to end the call.

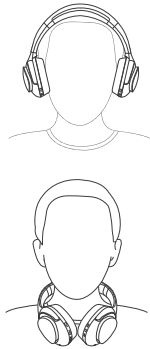
**▶/-** : Press once to decrease volume, press and hold when playing music, it moves forward to the next music.

## 6 Two-channel Independently Active Noise Cancellation ANC




HiVi AW-85 adopts independent high-performance 2-channel Active Noise Cancellation (ANC) technology. When the headphone is turned ON, ANC function is automatically activated. Press ANC button to activate or deactivate this function. When ANC is activated, GREEN indicator light is on; when ANC is deactivated, WHITE indicator light is on.

7 Smart Play/pause (A)



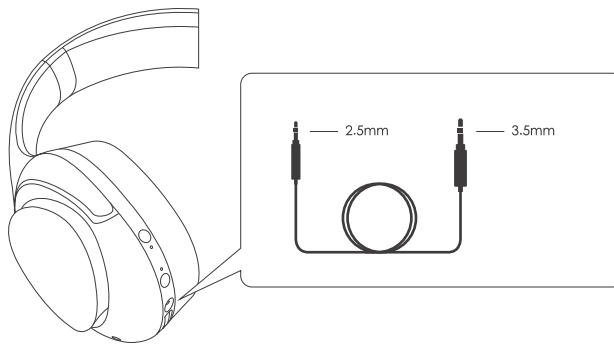
HiVi AW-85 has Smart Play/pause function. Take off the headphone when playing, music playing will be paused automatically. Put the headphone back on, music playing will resume.

8 Transparency Mode 



HiVi AW-85 has a unique transparency mode, which allows user to be aware of environmental sound with the help of a simple movement while not taking off the headphone. When the headphone is working, touch left shell using your left hand to enter into the transparency mode. Transparency mode: environmental sound is picked up by a microphone and is enhanced and output on the headphone. At the same time, music playing volume goes down to 20% of its original setting.

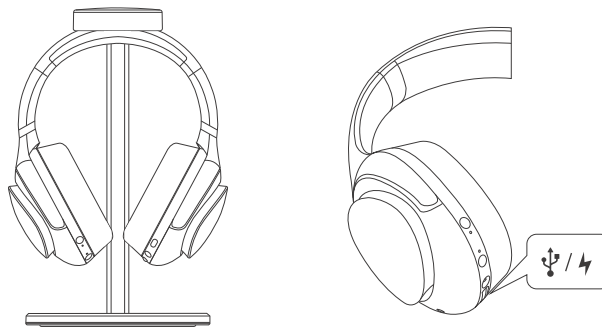
9 Audio Port



One 2.5mm/3.5mm audio cable comes with HiVi AW-85, which allows the headphone to work in wired situation. When wired, you can activate or deactivate the ANC function.



## 10 Charging



HiVi AW-85 is the first headphone in the world that adopts magnetic adsorption wireless charging technology. To charge your headphone, you can choose either HiVi PB series wireless charging stand or conventional micro USB port,conventional micro USB port.

Important: Please DO NOT use both charging method at the same time.

## WHAT'S INSIDE

- Wireless Charging Stand X1
- Users Guide and Warranty X1
- Cable X1
- Carrying Case X1

## SECURITY INFORMATION

- DO NOT use the headphone in any insecure circumstance, such as operating a machine, crossing streets, or working that may involve uncertain or unpredictable factors.
- Using headphone while you' re driving a vehicle is illegal and very dangerous. It lowers your awareness of environmental sound, and may endanger your life or others. DO NOT wear a headphone while you' re driving a vehicle.
- Listening with high volume harms your hearing. To protect your hearing, please make sure to turn down the volume of the media player before connecting the headphone to the device. Expose yourself to the environment with a sound level of 85dB or up will gradually jeopardise your hearing.
- DO NOT expose the headphone to the environment where there is high humidity, high temperature and heat source.
- Unauthorized disassembly of this device will void the warranty.

Disposal Information

Name of Component	Toxic/harmful Element					
	Pb	Hg	Cd	CrVI	PBB	PBDE
Charger and cable	x	o	o	o	o	o
Electronics	x	o	o	o	o	o
Metals	x	o	o	o	o	o
Batteries	x	o	o	o	o	o

NOTE: This equipment has been tested and found to comply with the limits for a Class B digital device, pursuant to part 15 of the FCC Rules. These limits are designed to provide reasonable protection against harmful interference in a residential installation. This equipment generates uses and can radiate radio frequency energy and, if not installed and used in accordance with the instructions, may cause harmful interference to radio communications. However, there is no guarantee that interference will not occur in a particular installation. If this equipment does cause harmful interference to radio or television reception, which can be determined by turning the equipment off and on, the user is encouraged to try to correct the interference by one or more of the following measures:

- Reorient or relocate the receiving antenna.
- Increase the separation between the equipment and receiver.
- Connect the equipment into an outlet on a circuit different from that to which the receiver is connected.
- Consult the dealer or an experienced radio/TV technician for help

Changes or modifications not expressly approved by the party responsible for compliance could void the user's authority to operate the equipment.

This device complies with Part 15 of the FCC Rules. Operation is subject to the following two conditions:

- (1) this device may not cause harmful interference, and
- (2) this device must accept any interference received, including interference that may cause undesired operation.

FCC ID:2ATFWAW-85

## GUARANTEE

### 保修

#### HiVi惠威一年有限保修

- 由购买日起计一年内保用期内，耳机和其他机件如有损坏或发生故障，经本公司技术人员证实乃在正常使用之情况下发生者，本公司将提供免费维修及更换零件。经更换后之任何损坏零件，将归属本公司。
- 如本证内所列明的产品（甲）曾经被非本公司人员改换或修理；或（乙）曾因错误操作、疏忽使用、意外事件、天然灾害而引致损坏，或（丙）因电压不正常而导致机件操作失灵，或（丁）已转换用户或用户搬迁地址而未能及时通知本公司服务中心者，本保用证将自动失效。惠威集团将继续为顾客进行产品修理，但是维修费用由顾客承担。
- 本保用单之免费更换零件并不包括耳机在不正确电源供给下或者其他人为因素。
- 除此保用证外，任何商号及人士所发出之有关保用证书，均不为本公司认可。
- 本保用证只在中国有效。
- 请妥存此证及正式购货收据，于修理时一并出示予技术员查阅方可有效。
- 需要服务之机件如需要回厂检修，客户需负责将机件邮寄本公司之各地维修服务中心，服务中心于机件修妥后，将产品邮回给顾客。

**INSURANCE CERTIFICATE**

如需要维修时，请出示此保用证

请保留此页作保用证

产品型号:	编号:	经销商盖章:
<hr/>		
购买日期:	购买凭证号码:	经销商名称:
<hr/>		

HIVI惠威·中国  
珠海惠威科技有限公司  
广东省珠海市联港工业区大林山片区东成路南1号

请与我们联系: sales\_zh@hivi.com 服务热线: 400-090-9199, 0756-6268035 传真: 0756-6268035 www.hivi.com



© Zuhai HiVi Technology Co.,Ltd. All Rights Reserved.