



Appendix D

RF Test Data for 5.8GWIFI (Conducted Measurement)

Product Name: HOME THEATER PROJECTOR

Test Model: K2

Environmental Conditions

Temperature:	23.8°C
Relative Humidity:	52.1%
ATM Pressure:	100.0 kPa
Test Engineer:	Joker Hu
Supervised by:	Ling Zhu





D.1 -6dB Bandwidth

Condition	Mode	Frequency (MHz)	Antenna	-6 dB Bandwidth (MHz)	Limit -6 dB Bandwidth (MHz)	Verdict
NVNT	a	5745	Ant1	16.374	>=0.5	Pass
NVNT	a	5785	Ant1	16.336	>=0.5	Pass
NVNT	a	5825	Ant1	16.366	>=0.5	Pass
NVNT	n20	5745	Ant1	17.244	>=0.5	Pass
NVNT	n20	5785	Ant1	17.552	>=0.5	Pass
NVNT	n20	5825	Ant1	17.269	>=0.5	Pass
NVNT	n40	5755	Ant1	36.275	>=0.5	Pass
NVNT	n40	5795	Ant1	35.43	>=0.5	Pass
NVNT	ac20	5745	Ant1	17.536	>=0.5	Pass
NVNT	ac20	5785	Ant1	17.38	>=0.5	Pass
NVNT	ac20	5825	Ant1	17.398	>=0.5	Pass
NVNT	ac40	5755	Ant1	36.231	>=0.5	Pass
NVNT	ac40	5795	Ant1	35.86	>=0.5	Pass
NVNT	ac80	5775	Ant1	75.224	>=0.5	Pass

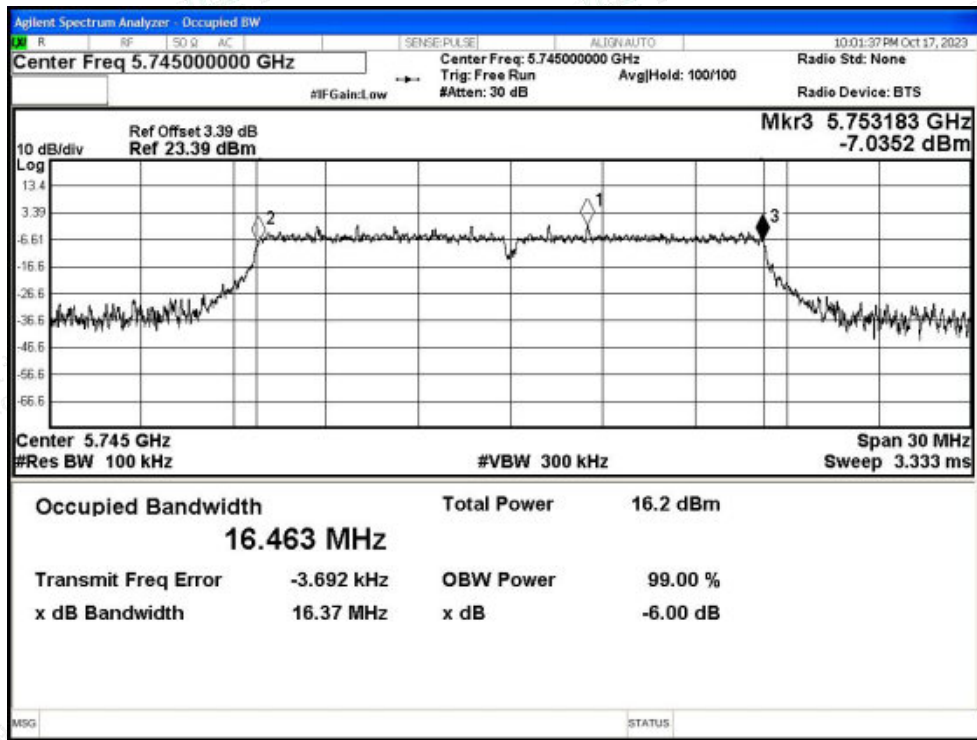


Shenzhen LCS Compliance Testing Laboratory Ltd.
 Add: 101, 201 Bldg A & 301 Bldg C, Juji Industrial Park Yabianxueziwei, Shajing Street, Baoan District, Shenzhen, 518000, China
 Tel: +(86) 0755-82591330 | E-mail: webmaster@lcs-cert.com | Web: www.lcs-cert.com
 Scan code to check authenticity

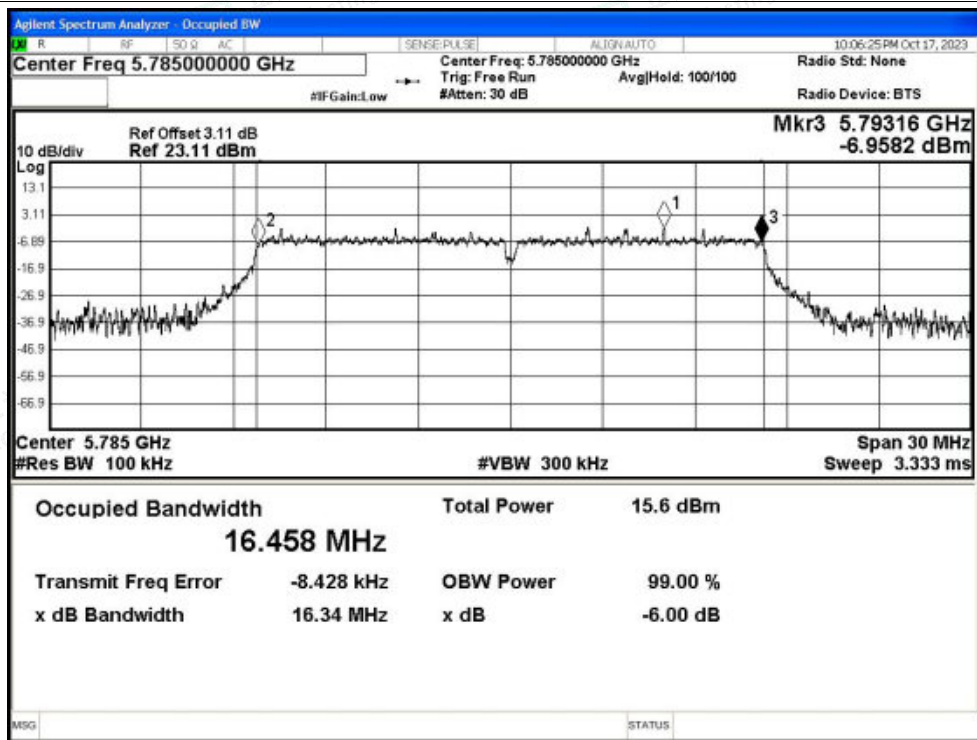


Test Graphs

-6dB Bandwidth NVNT a 5745MHz Ant1

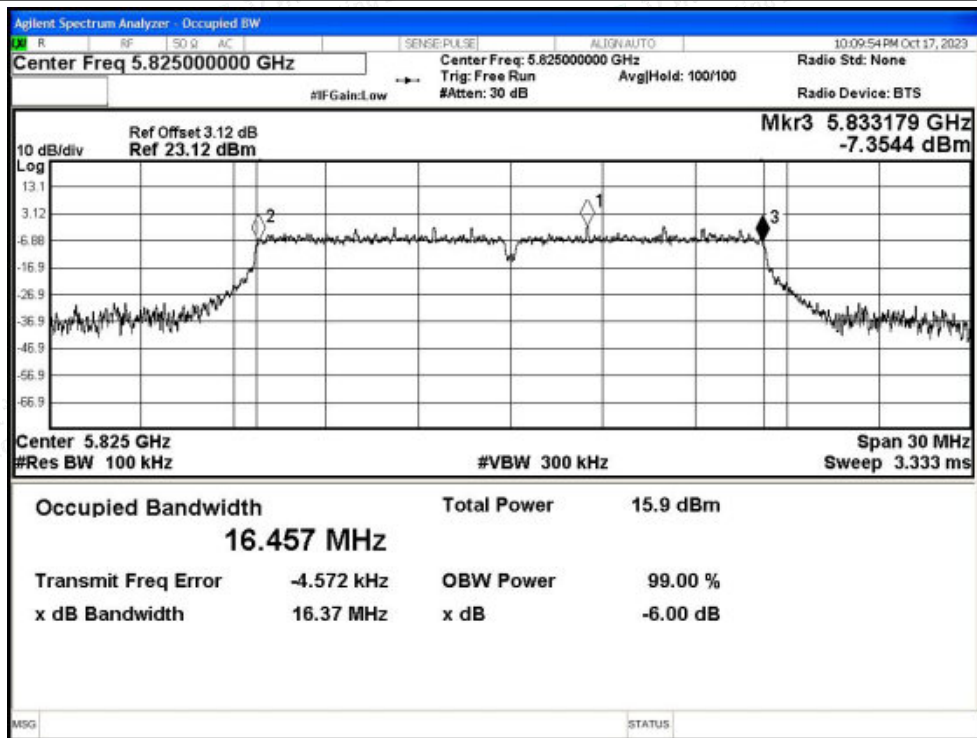


-6dB Bandwidth NVNT a 5785MHz Ant1

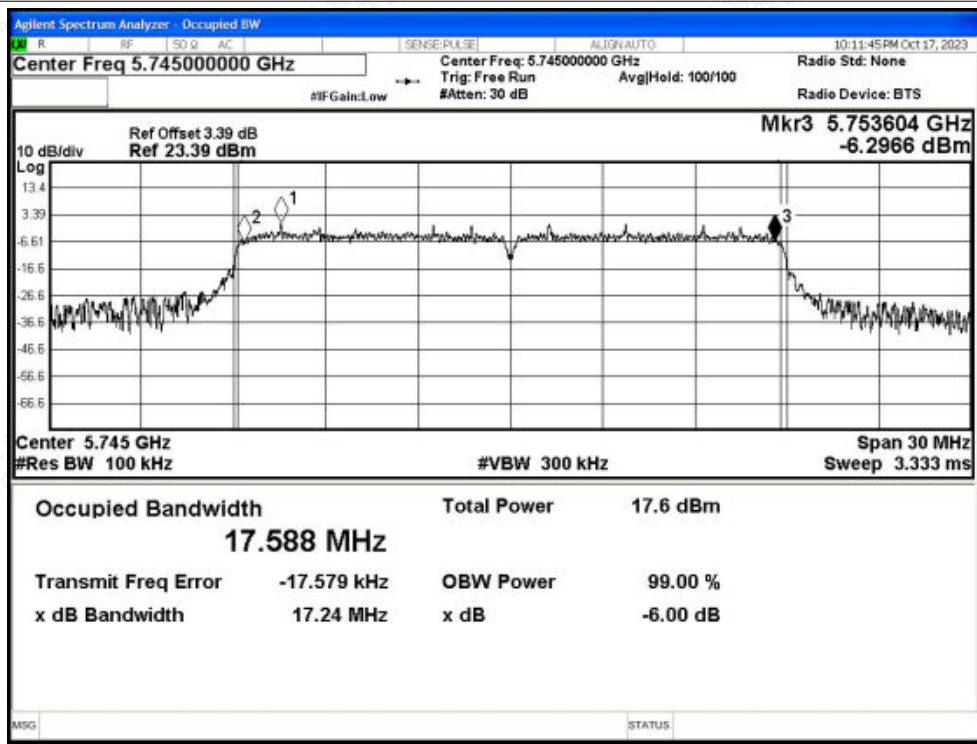




-6dB Bandwidth NVNT a 5825MHz Ant1

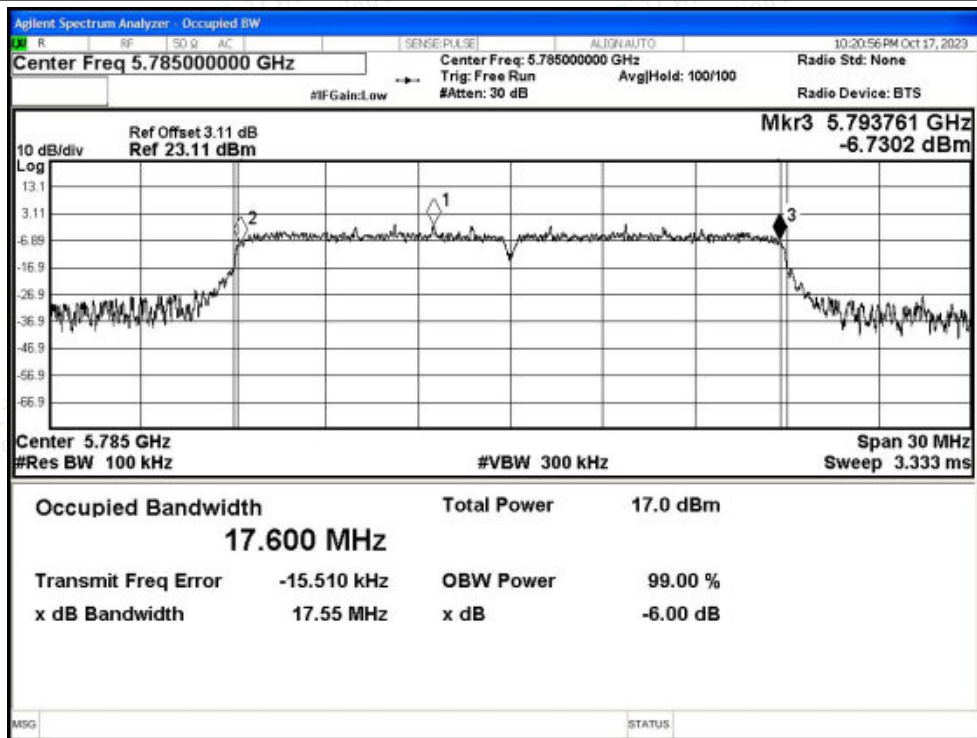


-6dB Bandwidth NVNT n20 5745MHz Ant1

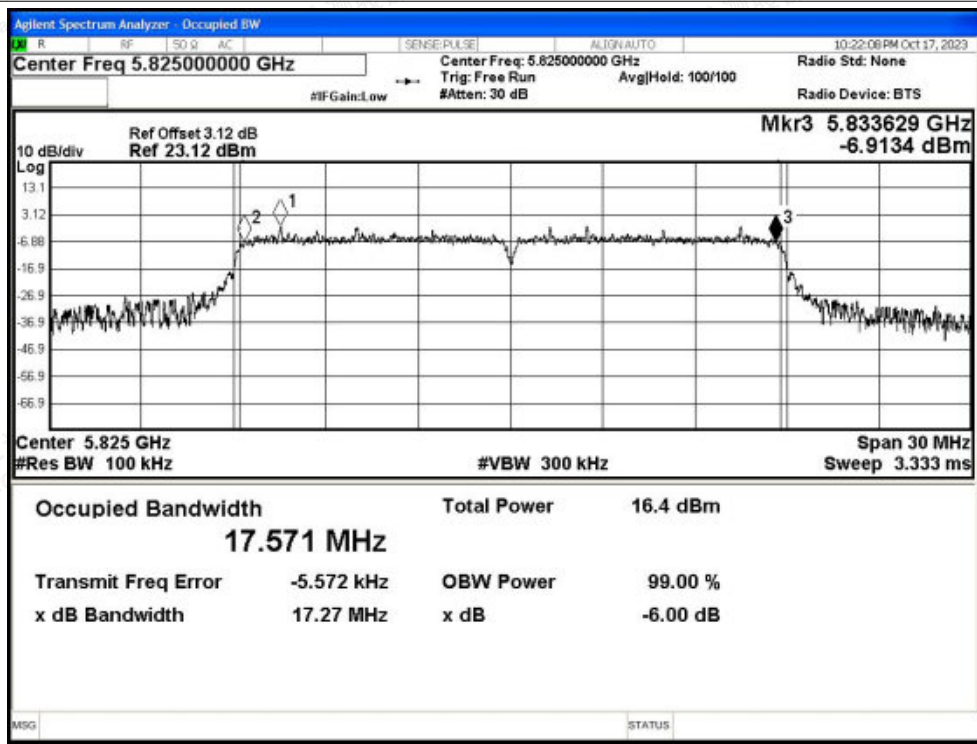




-6dB Bandwidth NVNT n20 5785MHz Ant1

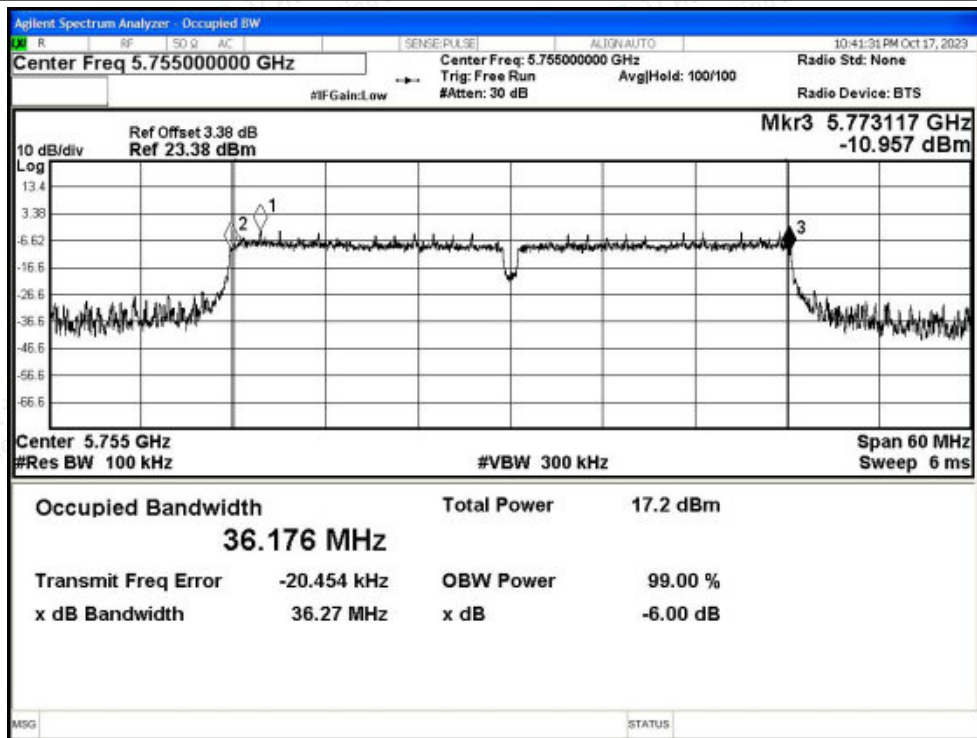


-6dB Bandwidth NVNT n20 5825MHz Ant1

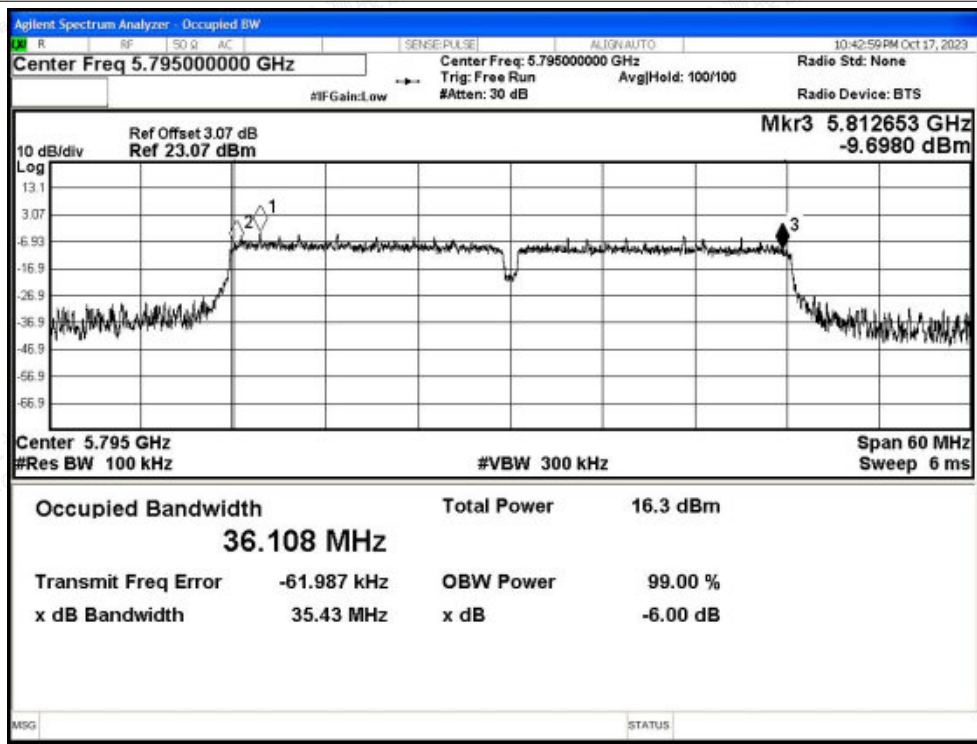




-6dB Bandwidth NVNT n40 5755MHz Ant1

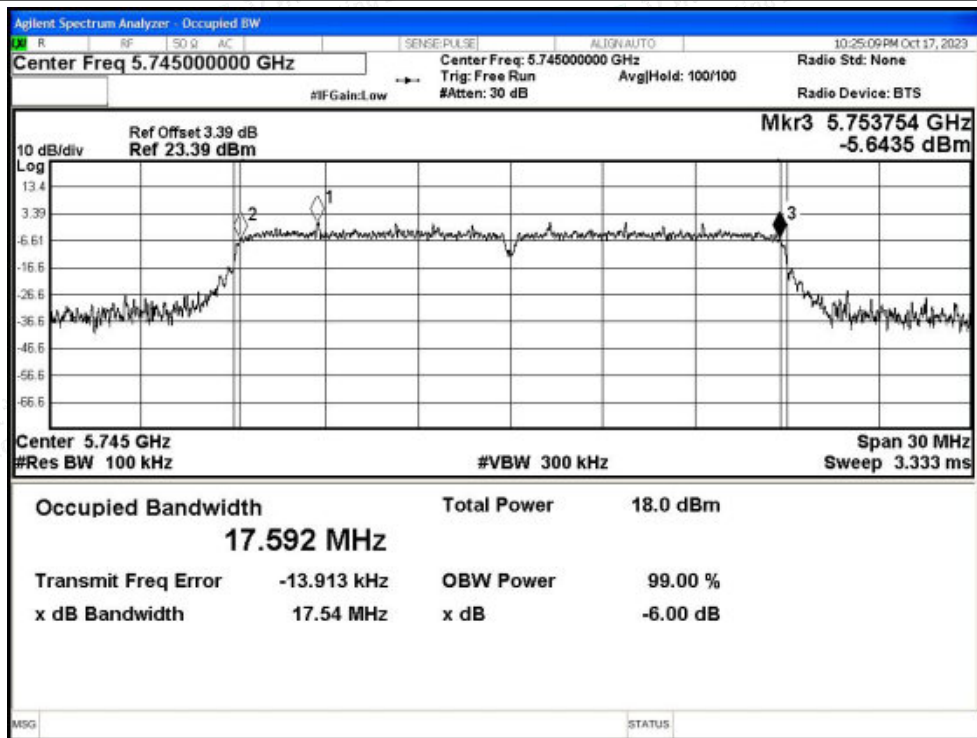


-6dB Bandwidth NVNT n40 5795MHz Ant1

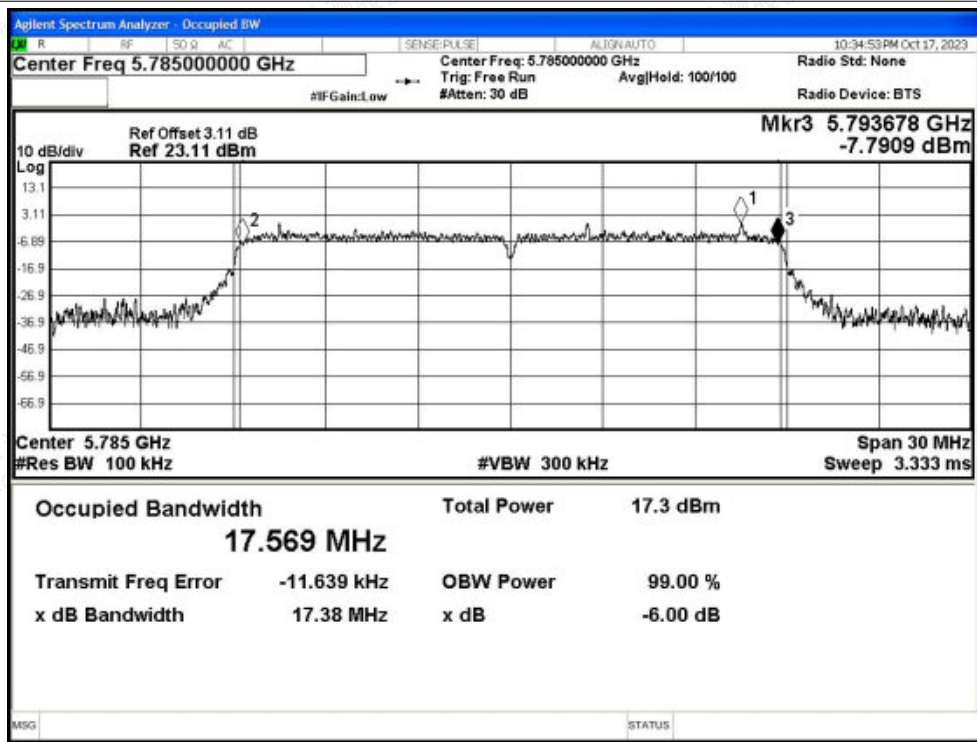




-6dB Bandwidth NVNT ac20 5745MHz Ant1

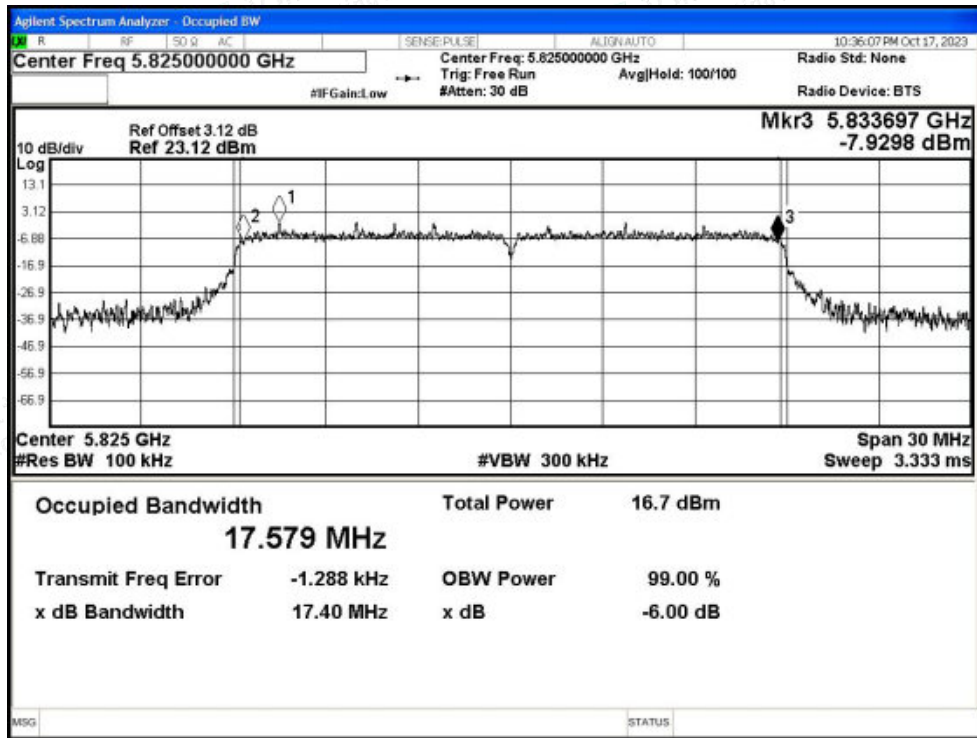


-6dB Bandwidth NVNT ac20 5785MHz Ant1

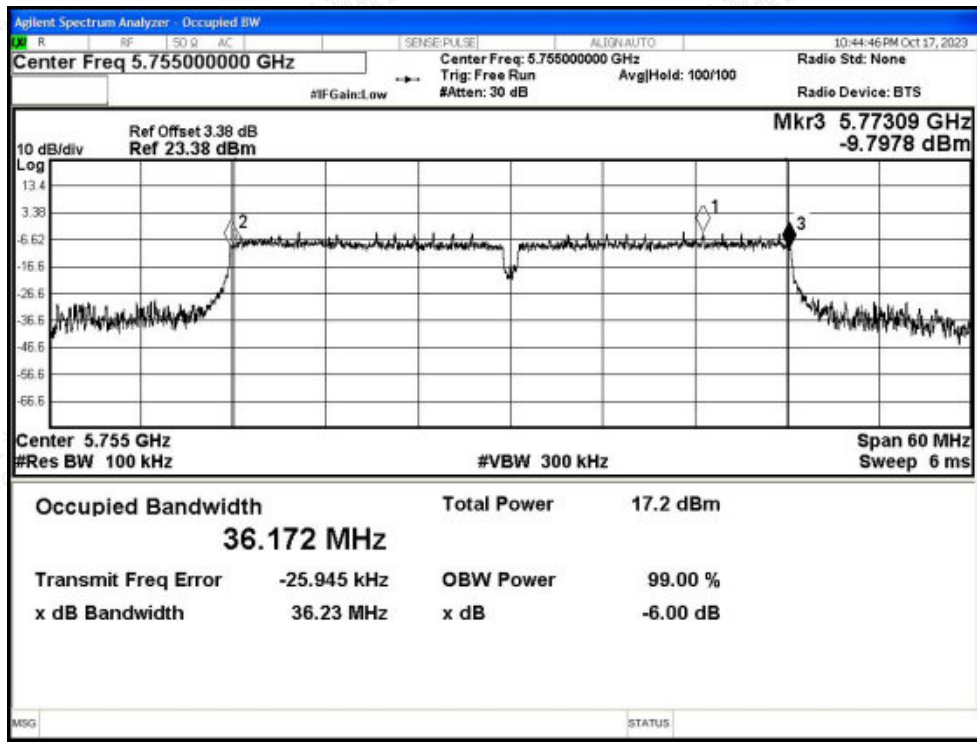




-6dB Bandwidth NVNT ac20 5825MHz Ant1

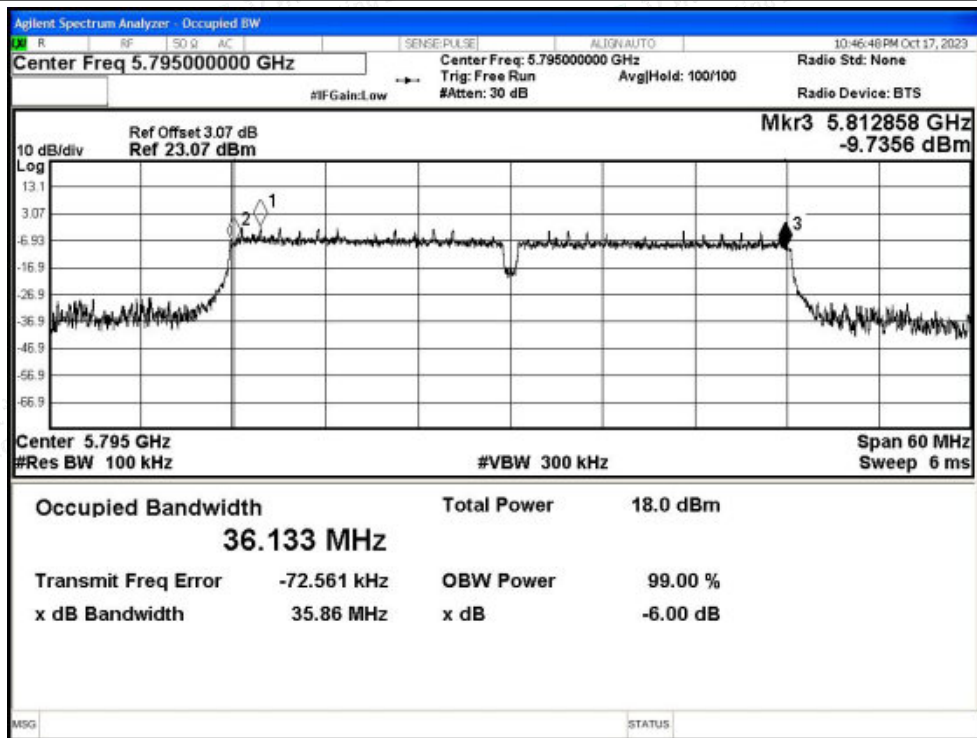


-6dB Bandwidth NVNT ac40 5755MHz Ant1

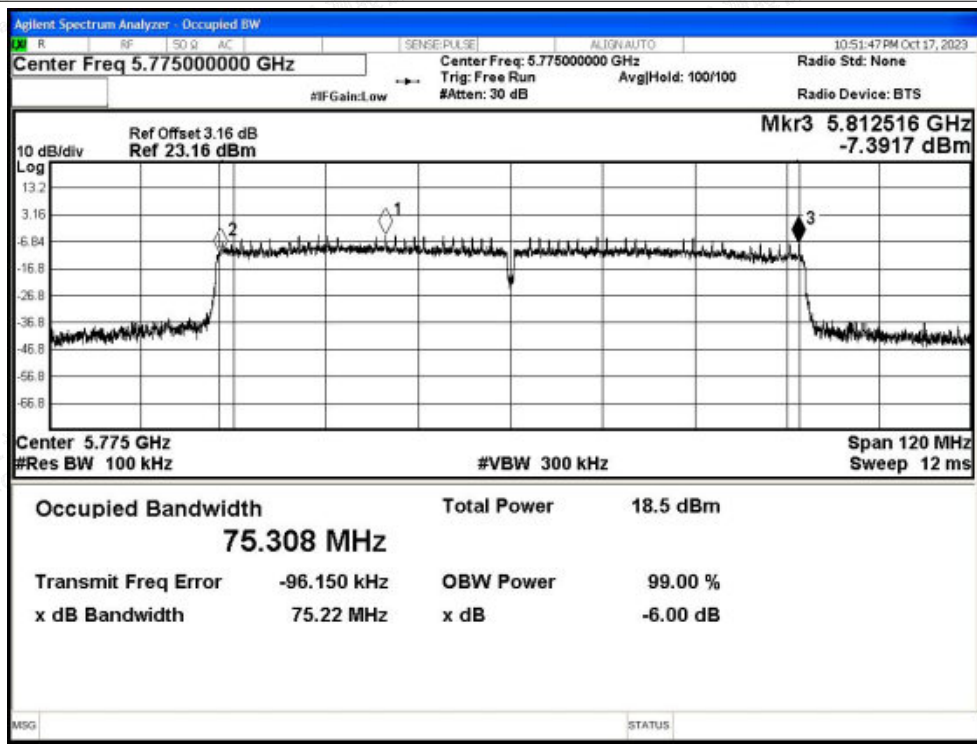




-6dB Bandwidth NVNT ac40 5795MHz Ant1



-6dB Bandwidth NVNT ac80 5775MHz Ant1





Condition	Mode	Frequency (MHz)	Antenna	-6 dB Bandwidth (MHz)	Limit -6 dB Bandwidth (MHz)	Verdict
NVNT	a	5745	Ant2	16.443	>=0.5	Pass
NVNT	a	5785	Ant2	16.35	>=0.5	Pass
NVNT	a	5825	Ant2	16.368	>=0.5	Pass
NVNT	n20	5745	Ant2	17.297	>=0.5	Pass
NVNT	n20	5785	Ant2	17.289	>=0.5	Pass
NVNT	n20	5825	Ant2	17.526	>=0.5	Pass
NVNT	n40	5755	Ant2	36.261	>=0.5	Pass
NVNT	n40	5795	Ant2	36.218	>=0.5	Pass
NVNT	ac20	5745	Ant2	17.29	>=0.5	Pass
NVNT	ac20	5785	Ant2	17.402	>=0.5	Pass
NVNT	ac20	5825	Ant2	17.068	>=0.5	Pass
NVNT	ac40	5755	Ant2	36.274	>=0.5	Pass
NVNT	ac40	5795	Ant2	35.53	>=0.5	Pass
NVNT	ac80	5775	Ant2	75.23	>=0.5	Pass

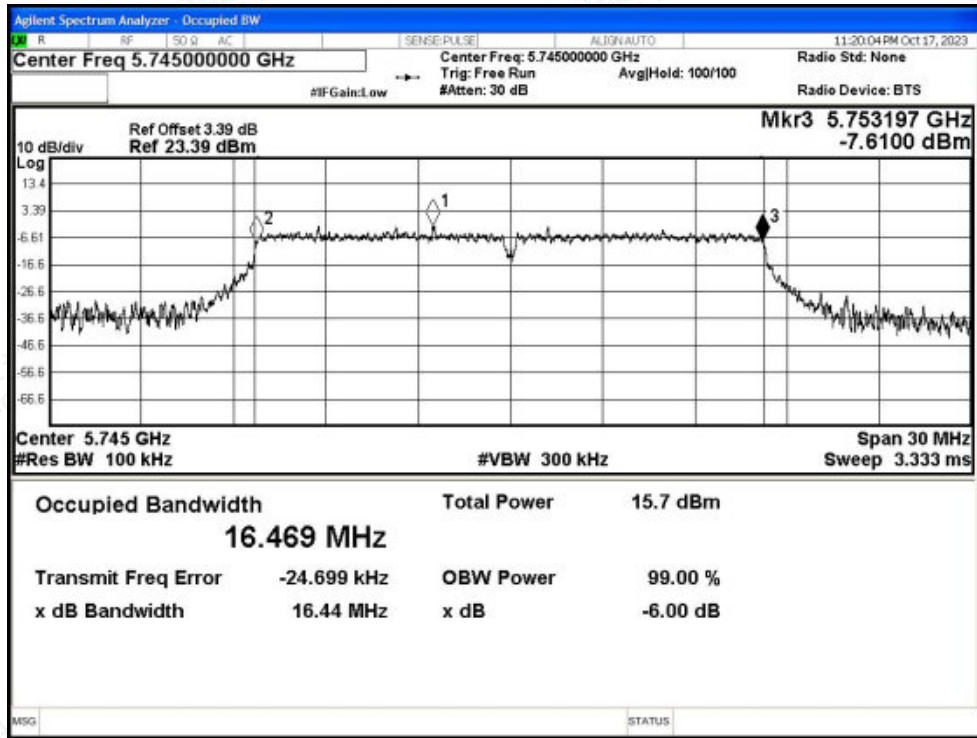


Shenzhen LCS Compliance Testing Laboratory Ltd.
 Add: 101, 201 Bldg A & 301 Bldg C, Juji Industrial Park Yabianxueziwei, Shajing Street, Baoan District, Shenzhen, 518000, China
 Tel: +(86) 0755-82591330 | E-mail: webmaster@lcs-cert.com | Web: www.lcs-cert.com
 Scan code to check authenticity

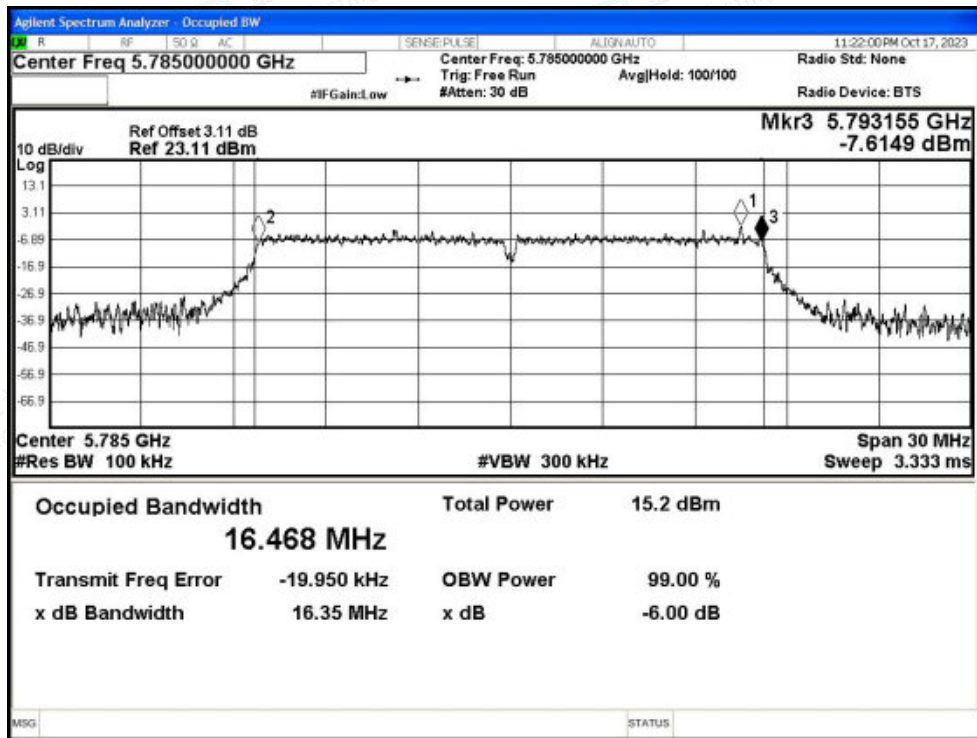


Test Graphs

-6dB Bandwidth NVNT a 5745MHz Ant2

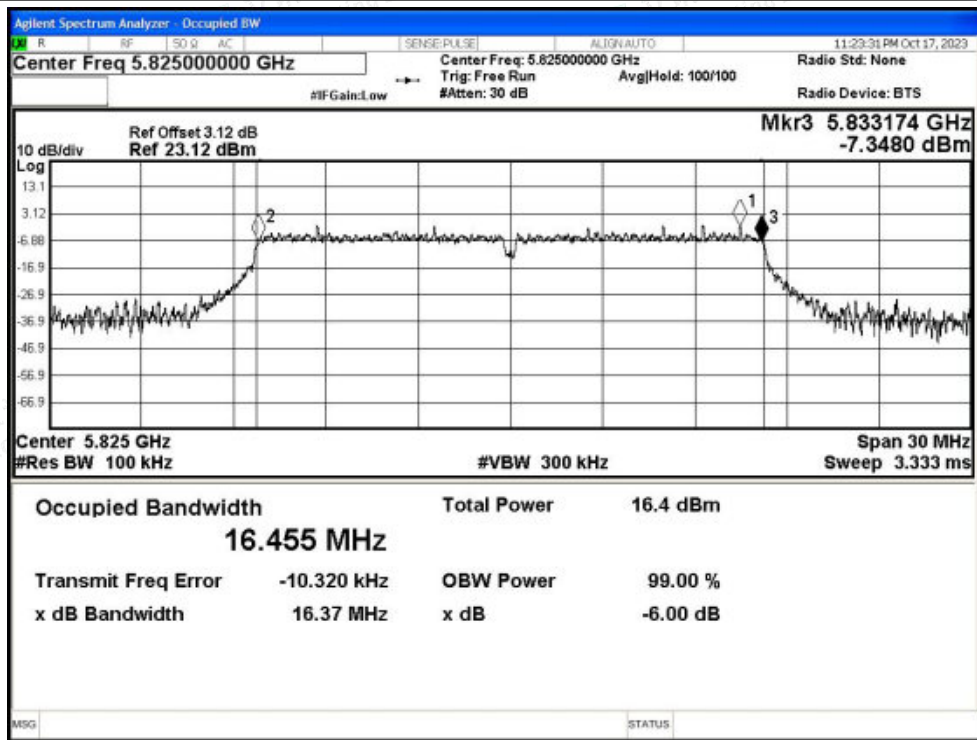


-6dB Bandwidth NVNT a 5785MHz Ant2

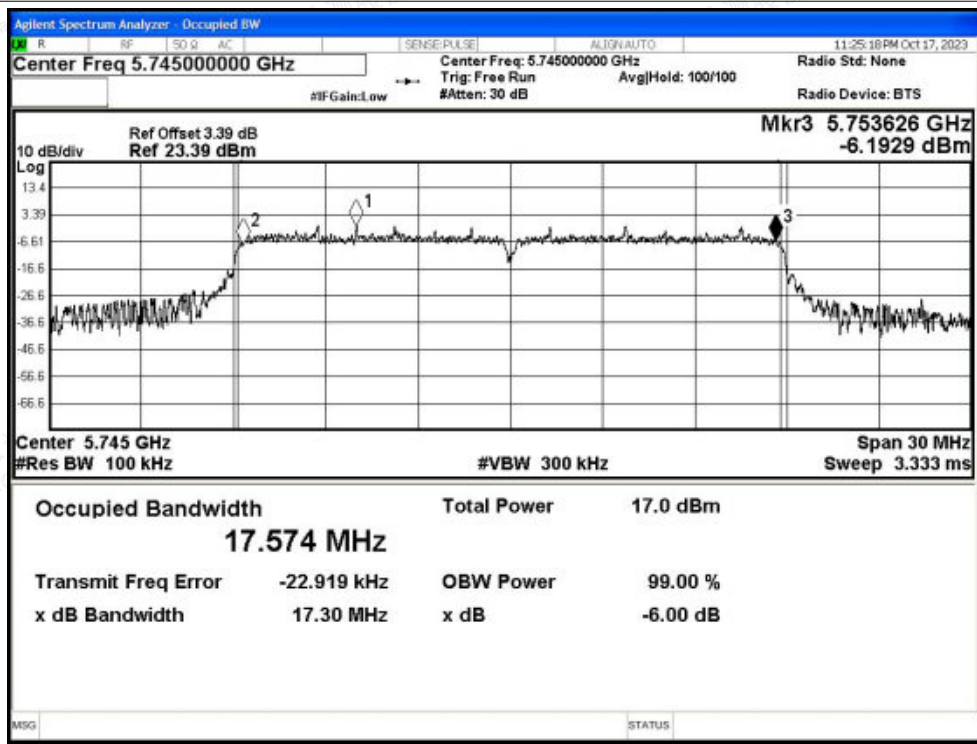




-6dB Bandwidth NVNT a 5825MHz Ant2

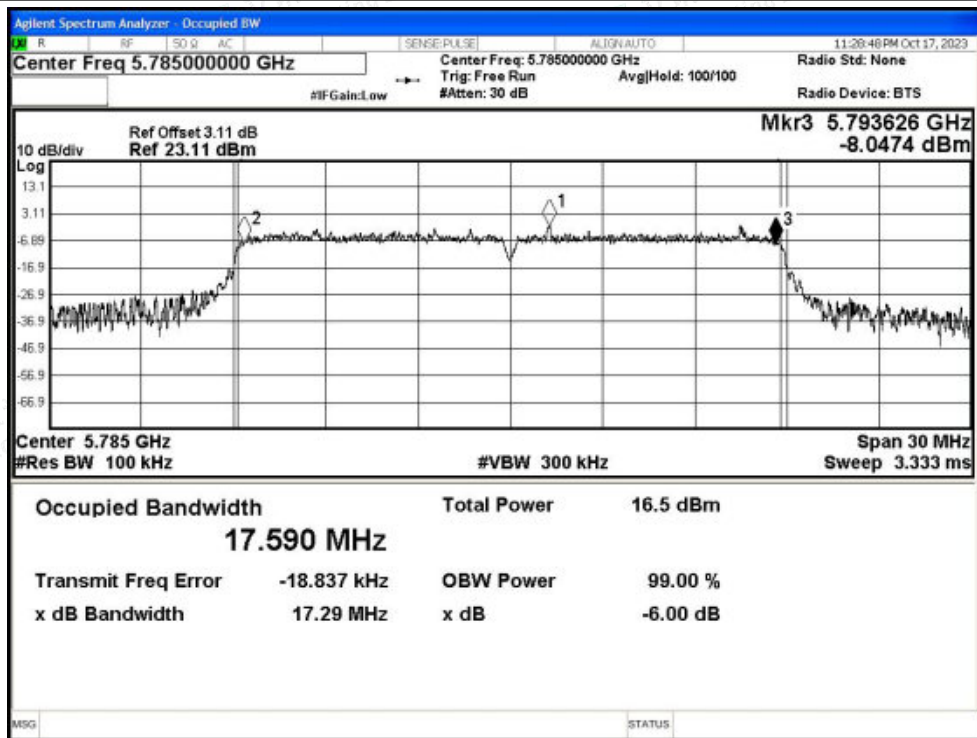


-6dB Bandwidth NVNT n20 5745MHz Ant2

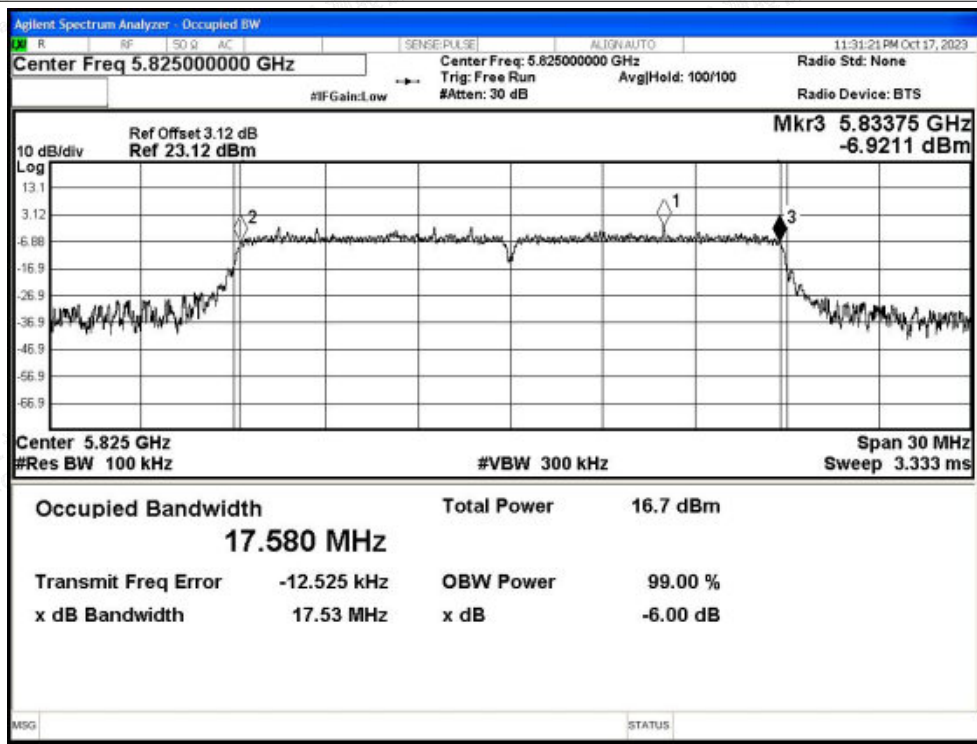




-6dB Bandwidth NVNT n20 5785MHz Ant2

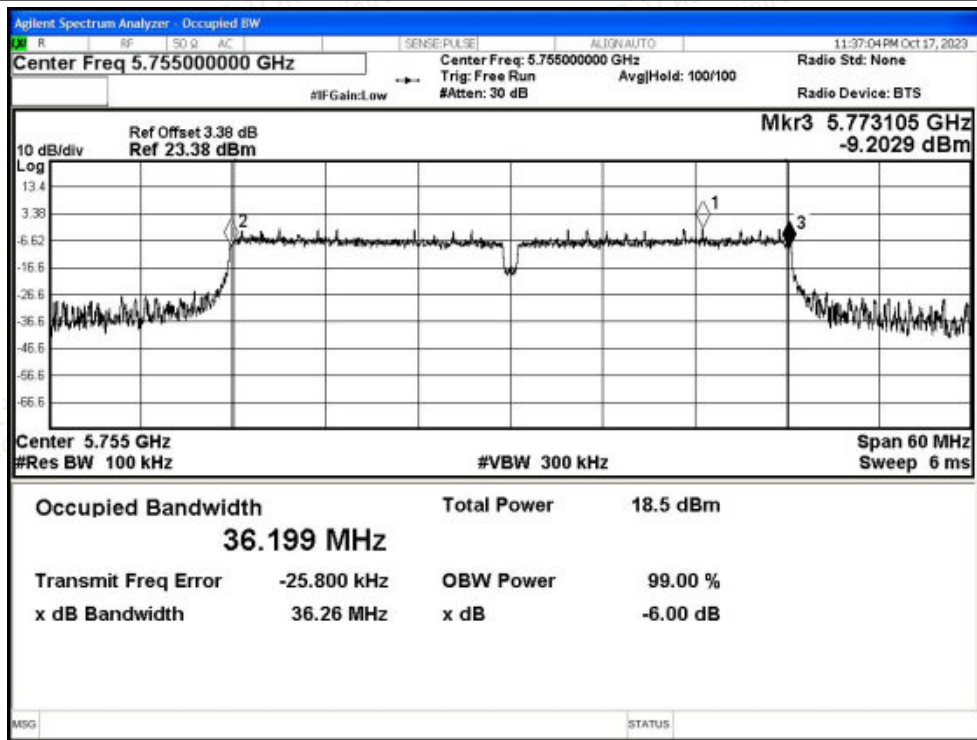


-6dB Bandwidth NVNT n20 5825MHz Ant2

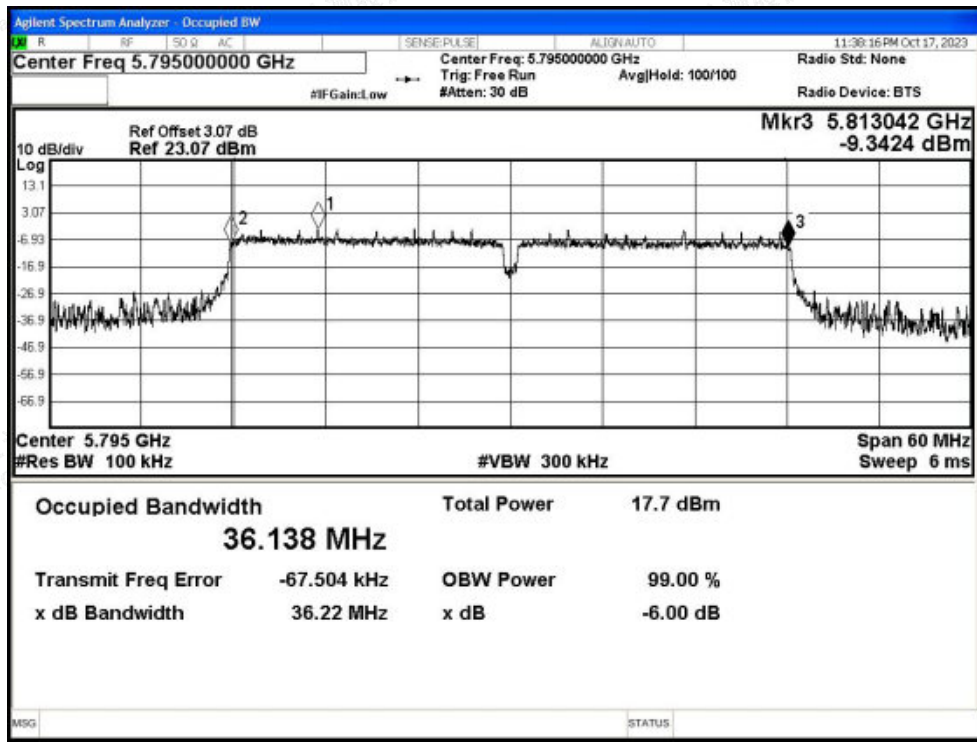




-6dB Bandwidth NVNT n40 5755MHz Ant2

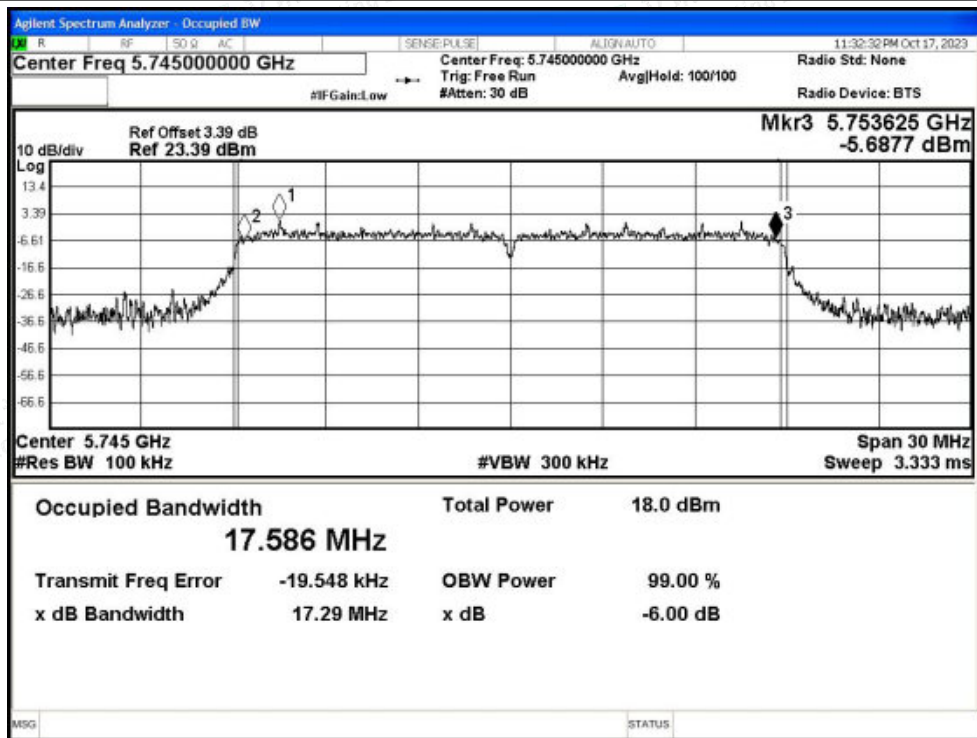


-6dB Bandwidth NVNT n40 5795MHz Ant2

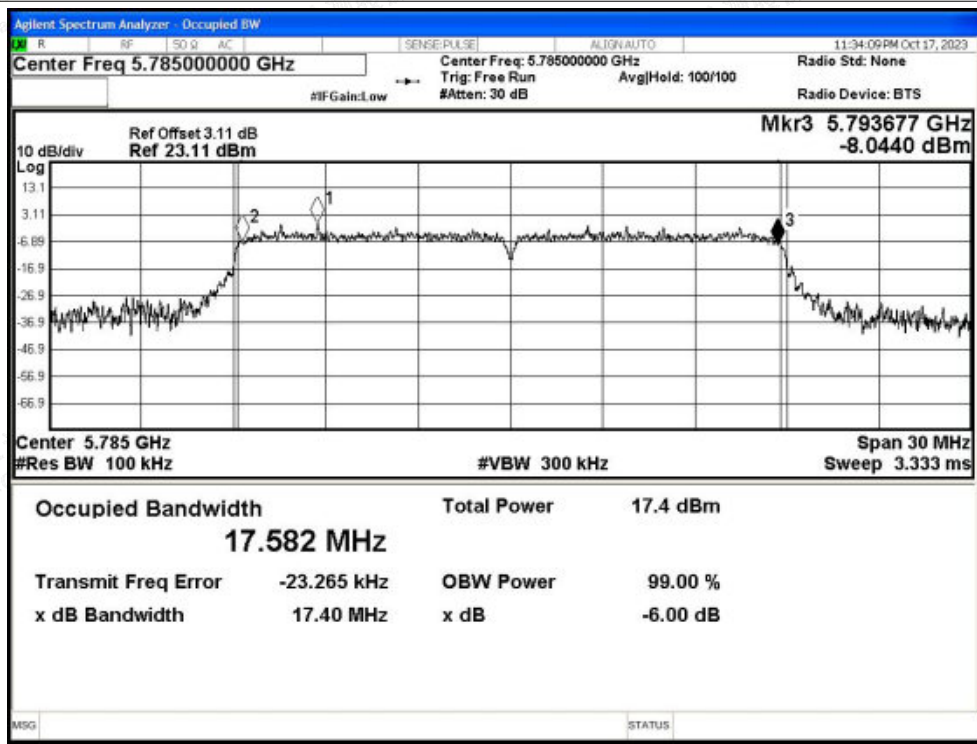




-6dB Bandwidth NVNT ac20 5745MHz Ant2

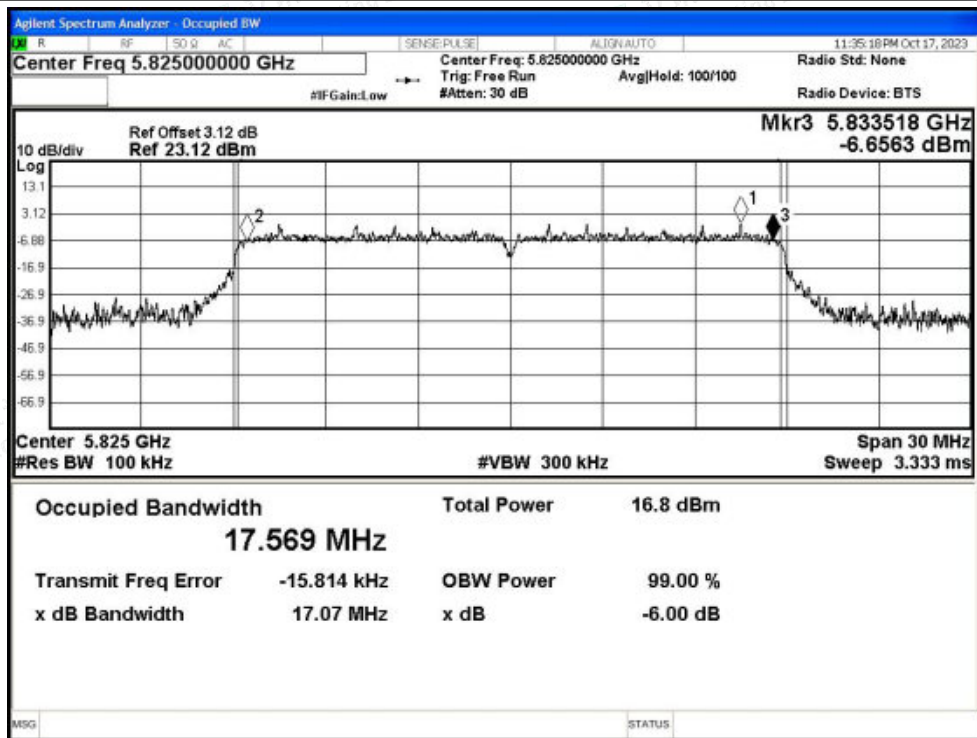


-6dB Bandwidth NVNT ac20 5785MHz Ant2

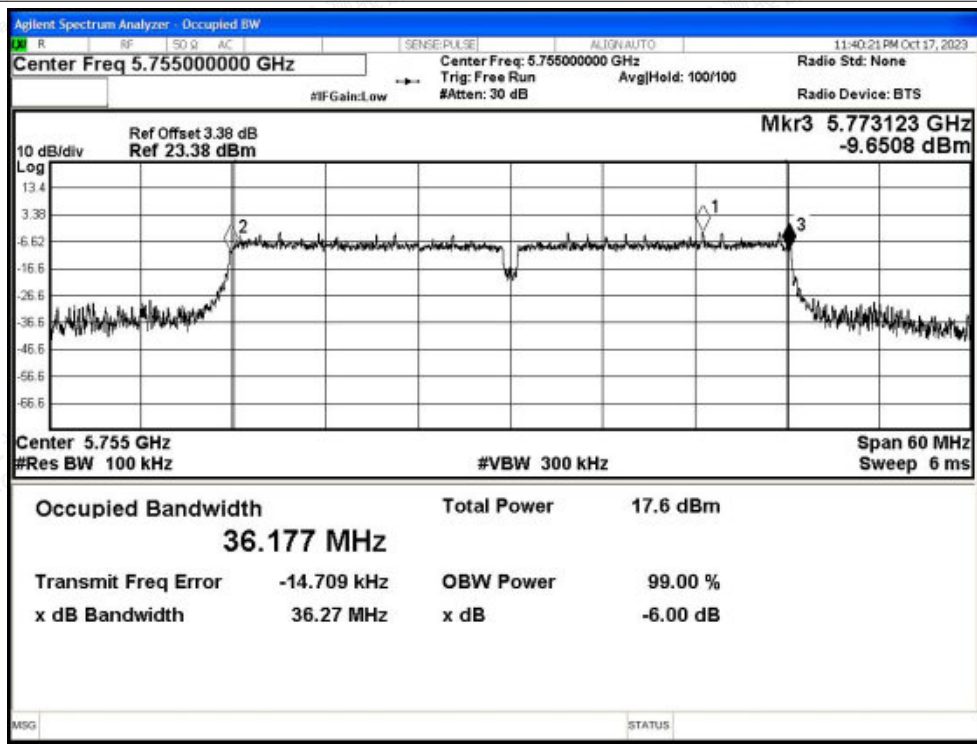




-6dB Bandwidth NVNT ac20 5825MHz Ant2

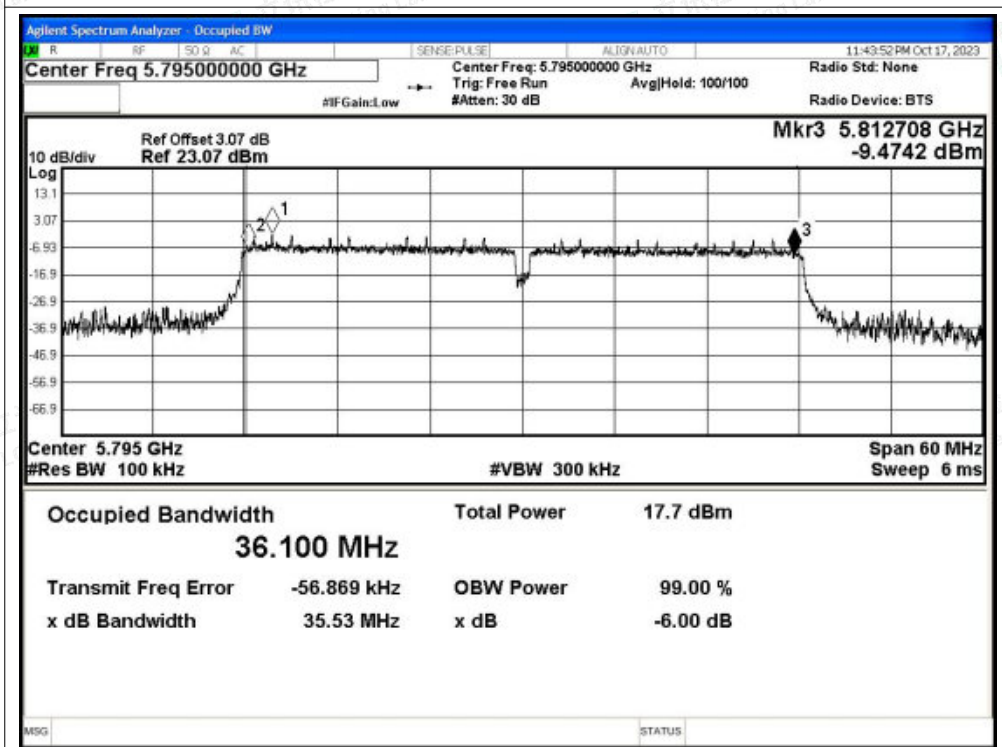


-6dB Bandwidth NVNT ac40 5755MHz Ant2

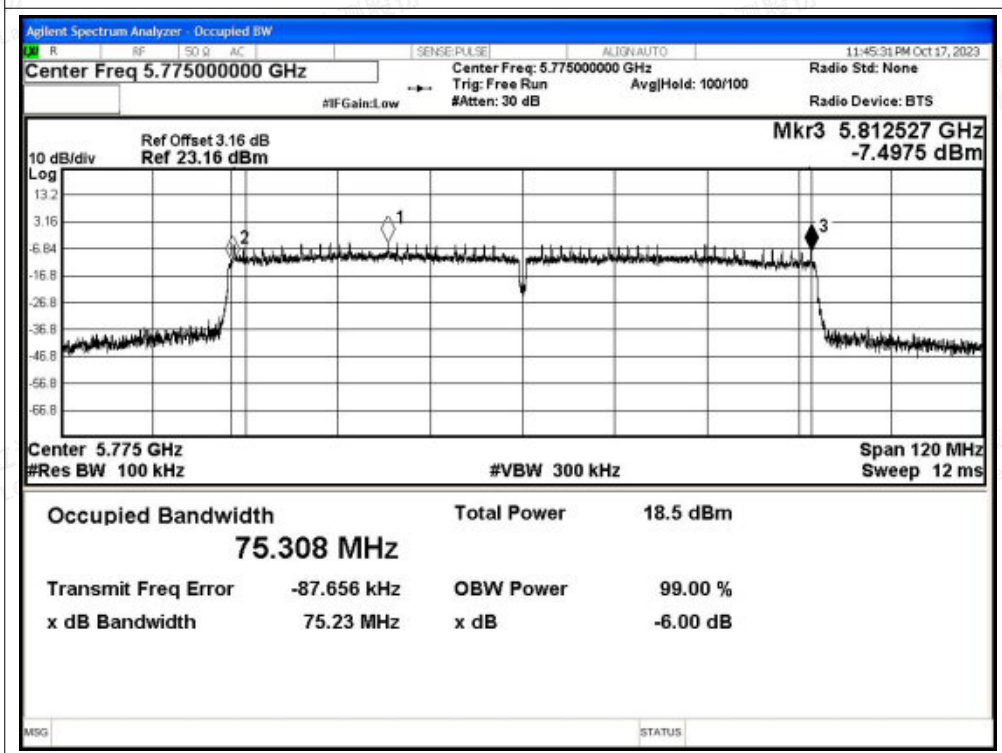




-6dB Bandwidth NVNT ac40 5795MHz Ant2



-6dB Bandwidth NVNT ac80 5775MHz Ant2





D.2 Maximum Peak Conducted Output Power

Condition	Mode	Frequency (MHz)	Antenna	Conducted Power (dBm)	Duty Factor (dB)	Total Power (dBm)	Limit (dBm)	Verdict
NVNT	a	5745	Ant1	9.92	0.5	10.42	30	Pass
NVNT	a	5785	Ant1	9.07	0.53	9.6	30	Pass
NVNT	a	5825	Ant1	9.6	0.53	10.13	30	Pass
NVNT	n20	5745	Ant1	10.75	0.62	11.37	30	Pass
NVNT	n20	5785	Ant1	10.22	0.59	10.81	30	Pass
NVNT	n20	5825	Ant1	9.59	0.59	10.18	30	Pass
NVNT	n40	5755	Ant1	9.37	1.1	10.47	30	Pass
NVNT	n40	5795	Ant1	8.76	1.5	10.26	30	Pass
NVNT	ac20	5745	Ant1	11.45	0.61	12.06	30	Pass
NVNT	ac20	5785	Ant1	10.7	0.58	11.28	30	Pass
NVNT	ac20	5825	Ant1	10.05	0.59	10.64	30	Pass
NVNT	ac40	5755	Ant1	9.67	1.1	10.77	30	Pass
NVNT	ac40	5795	Ant1	10.56	1.1	11.66	30	Pass
NVNT	ac80	5775	Ant1	9.8	1.97	11.77	30	Pass

Condition	Mode	Frequency (MHz)	Antenna	Conducted Power (dBm)	Duty Factor (dB)	Total Power (dBm)	Limit (dBm)	Verdict
NVNT	a	5745	Ant2	9.39	0.5	9.89	30	Pass
NVNT	a	5785	Ant2	9.13	0.77	9.9	30	Pass
NVNT	a	5825	Ant2	9.53	0.48	10.01	30	Pass
NVNT	n20	5745	Ant2	10.23	0.59	10.82	30	Pass
NVNT	n20	5785	Ant2	9.89	0.65	10.54	30	Pass
NVNT	n20	5825	Ant2	10.01	0.59	10.6	30	Pass
NVNT	n40	5755	Ant2	11.05	1.21	12.26	30	Pass
NVNT	n40	5795	Ant2	10.03	1.05	11.08	30	Pass
NVNT	ac20	5745	Ant2	11.21	0.59	11.8	30	Pass
NVNT	ac20	5785	Ant2	10.73	0.59	11.32	30	Pass
NVNT	ac20	5825	Ant2	10.06	0.84	10.9	30	Pass
NVNT	ac40	5755	Ant2	10.02	1.09	11.11	30	Pass
NVNT	ac40	5795	Ant2	10.16	1.09	11.25	30	Pass
NVNT	ac80	5775	Ant2	9.72	2.67	12.39	30	Pass



Shenzhen LCS Compliance Testing Laboratory Ltd.
 Add: 101, 201 Bldg A & 301 Bldg C, Juji Industrial Park Yabianxueziwei, Shajing Street, Baoan District, Shenzhen, 518000, China
 Tel: +(86) 0755-82591330 | E-mail: webmaster@lcs-cert.com | Web: www.lcs-cert.com
 Scan code to check authenticity



MIMO

Condition	Mode	Frequency (MHz)	Total Power (dBm)			Limit (dBm)	Verdict
			Ant1	Ant2	Ant1+Ant2		
NVNT	n20	5745	11.37	10.82	14.11	30	Pass
NVNT	n20	5785	10.81	10.54	13.69	30	Pass
NVNT	n20	5825	10.18	10.6	13.41	30	Pass
NVNT	n40	5755	10.47	12.26	14.47	30	Pass
NVNT	n40	5795	10.26	11.08	13.70	30	Pass
NVNT	ac20	5745	12.06	11.8	14.94	30	Pass
NVNT	ac20	5785	11.28	11.32	14.31	30	Pass
NVNT	ac20	5825	10.64	10.9	13.78	30	Pass
NVNT	ac40	5755	10.77	11.11	13.95	30	Pass
NVNT	ac40	5795	11.66	11.25	14.47	30	Pass
NVNT	ac80	5775	11.77	12.39	15.10	30	Pass



Shenzhen LCS Compliance Testing Laboratory Ltd.
 Add: 101, 201 Bldg A & 301 Bldg C, Juji Industrial Park Yabianxueziwei, Shajing Street, Baoan District, Shenzhen, 518000, China
 Tel: +(86) 0755-82591330 | E-mail: webmaster@lcs-cert.com | Web: www.lcs-cert.com
 Scan code to check authenticity



D.3 Maximum Power Spectral Density Level

Condition	Mode	Frequency (MHz)	Antenna	Conducted PSD (dBm/500KHz)	Duty Factor (dB)	Total PSD (dBm/500KHz)	Limit (dBm/500KHz)	Verdict
NVNT	a	5745	Ant1	-3.29	0.5	-2.79	30	Pass
NVNT	a	5785	Ant1	-4.01	0.53	-3.48	30	Pass
NVNT	a	5825	Ant1	-4.04	0.53	-3.51	30	Pass
NVNT	n20	5745	Ant1	-2.78	0.62	-2.16	30	Pass
NVNT	n20	5785	Ant1	-3.23	0.59	-2.64	30	Pass
NVNT	n20	5825	Ant1	-3.8	0.59	-3.21	30	Pass
NVNT	n40	5755	Ant1	-6.57	1.1	-5.47	30	Pass
NVNT	n40	5795	Ant1	-7.43	1.5	-5.93	30	Pass
NVNT	ac20	5745	Ant1	-2.4	0.61	-1.79	30	Pass
NVNT	ac20	5785	Ant1	-2.78	0.58	-2.2	30	Pass
NVNT	ac20	5825	Ant1	-3.96	0.59	-3.37	30	Pass
NVNT	ac40	5755	Ant1	-6.51	1.1	-5.41	30	Pass
NVNT	ac40	5795	Ant1	-5.61	1.1	-4.51	30	Pass
NVNT	ac80	5775	Ant1	-9.49	1.97	-7.52	30	Pass

Condition	Mode	Frequency (MHz)	Antenna	Conducted PSD (dBm)	Duty Factor (dB)	Total PSD (dBm)	Limit (dBm)	Verdict
NVNT	a	5745	Ant2	-4.02	0.5	-3.52	30	Pass
NVNT	a	5785	Ant2	-4.4	0.77	-3.63	30	Pass
NVNT	a	5825	Ant2	-3.49	0.48	-3.01	30	Pass
NVNT	n20	5745	Ant2	-3.54	0.59	-2.95	30	Pass
NVNT	n20	5785	Ant2	-4.04	0.65	-3.39	30	Pass
NVNT	n20	5825	Ant2	-3.72	0.59	-3.13	30	Pass
NVNT	n40	5755	Ant2	-5.02	1.21	-3.81	30	Pass
NVNT	n40	5795	Ant2	-5.86	1.05	-4.81	30	Pass
NVNT	ac20	5745	Ant2	-2.57	0.59	-1.98	30	Pass
NVNT	ac20	5785	Ant2	-2.81	0.59	-2.22	30	Pass
NVNT	ac20	5825	Ant2	-3.59	0.84	-2.75	30	Pass
NVNT	ac40	5755	Ant2	-6.29	1.09	-5.2	30	Pass
NVNT	ac40	5795	Ant2	-6	1.09	-4.91	30	Pass
NVNT	ac80	5775	Ant2	-9.12	2.67	-6.45	30	Pass



Shenzhen LCS Compliance Testing Laboratory Ltd.
 Add: 101, 201 Bldg A & 301 Bldg C, Juji Industrial Park Yabianxueziwei, Shajing Street, Baoan District, Shenzhen, 518000, China
 Tel: +(86) 0755-82591330 | E-mail: webmaster@lcs-cert.com | Web: www.lcs-cert.com
 Scan code to check authenticity



MIMO

Condition	Mode	Frequency (MHz)	Total PSD (dBm/500KHz)			Limit (dBm/500KHz)	Verdict
			Ant1	Ant2	Ant1+Ant2		
NVNT	n20	5745	-2.16	0.59	2.44	29.60	Pass
NVNT	n20	5785	-2.64	0.65	2.32	29.60	Pass
NVNT	n20	5825	-3.21	0.59	2.10	29.60	Pass
NVNT	n40	5755	-5.47	1.21	2.05	29.60	Pass
NVNT	n40	5795	-5.93	1.05	1.84	29.60	Pass
NVNT	ac20	5745	-1.79	0.59	2.57	29.60	Pass
NVNT	ac20	5785	-2.2	0.59	2.43	29.60	Pass
NVNT	ac20	5825	-3.37	0.84	2.24	29.60	Pass
NVNT	ac40	5755	-5.41	1.09	1.97	29.60	Pass
NVNT	ac40	5795	-4.51	1.09	2.15	29.60	Pass
NVNT	ac80	5775	-7.52	2.67	3.07	29.60	Pass

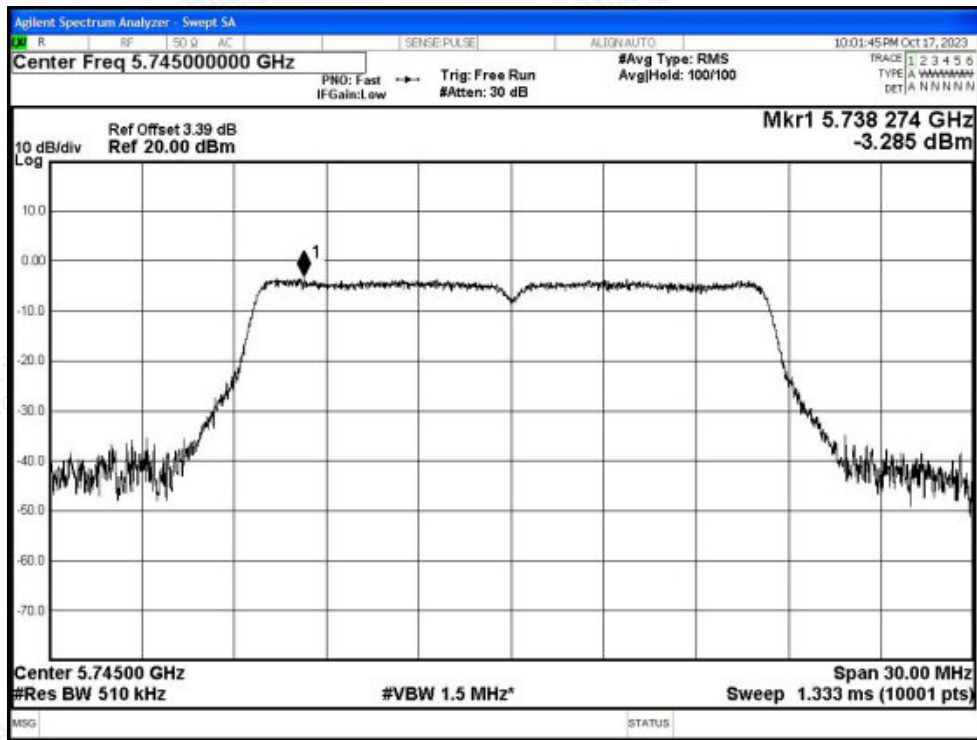


Shenzhen LCS Compliance Testing Laboratory Ltd.
 Add: 101, 201 Bldg A & 301 Bldg C, Juji Industrial Park Yabianxueziwei, Shajing Street, Baoan District, Shenzhen, 518000, China
 Tel: +(86) 0755-82591330 | E-mail: webmaster@lcs-cert.com | Web: www.lcs-cert.com
 Scan code to check authenticity

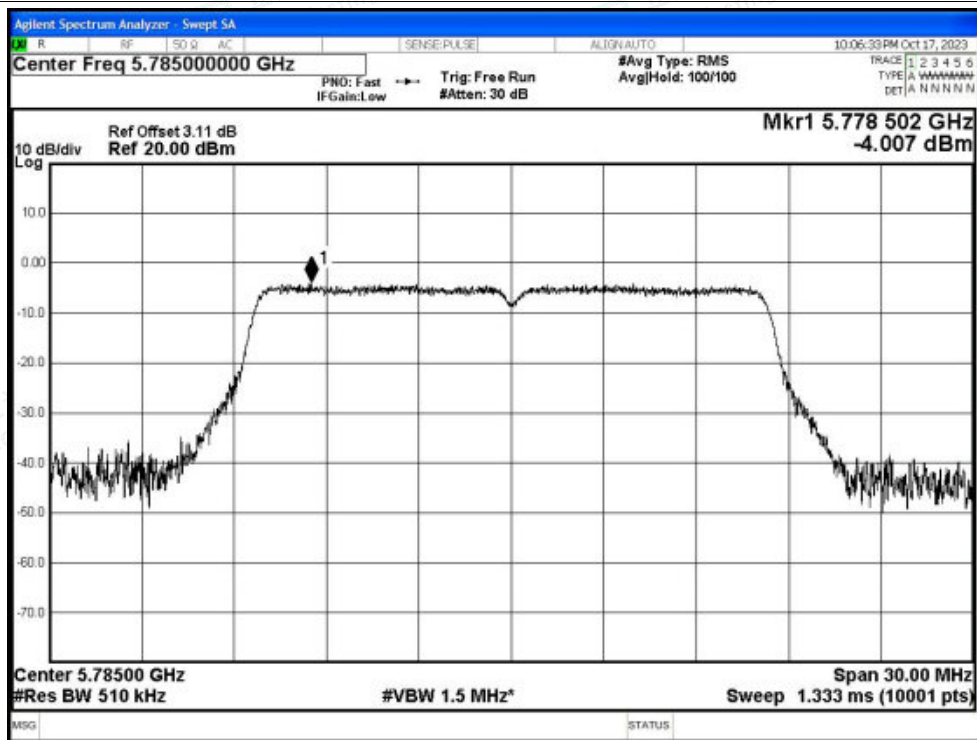


Test Graphs

PSD NVNT a 5745MHz Ant1

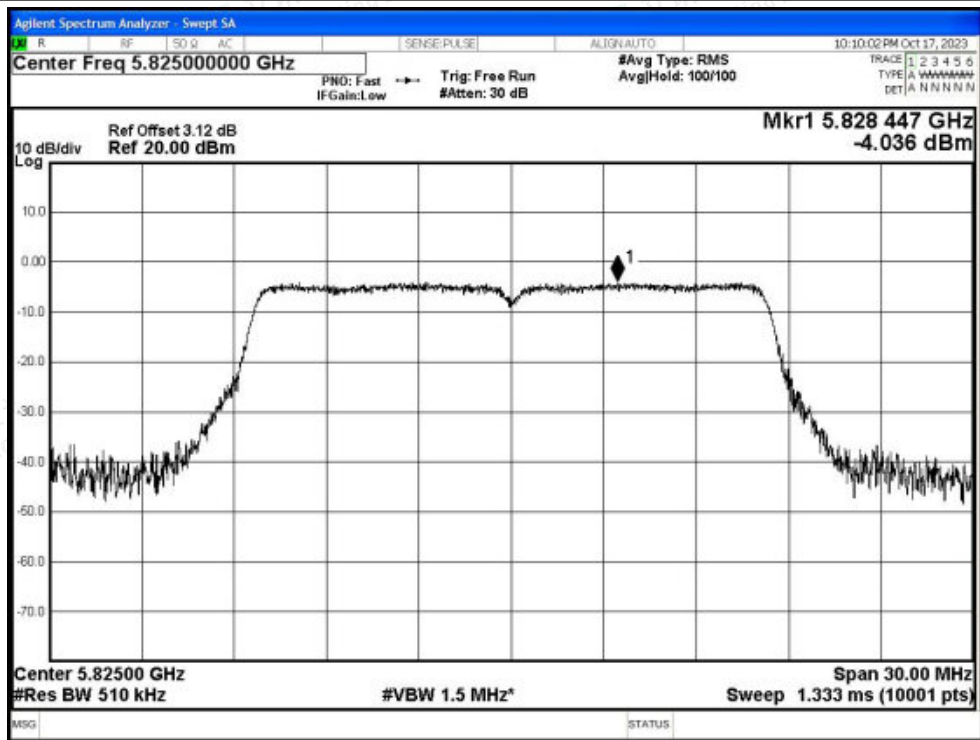


PSD NVNT a 5785MHz Ant1

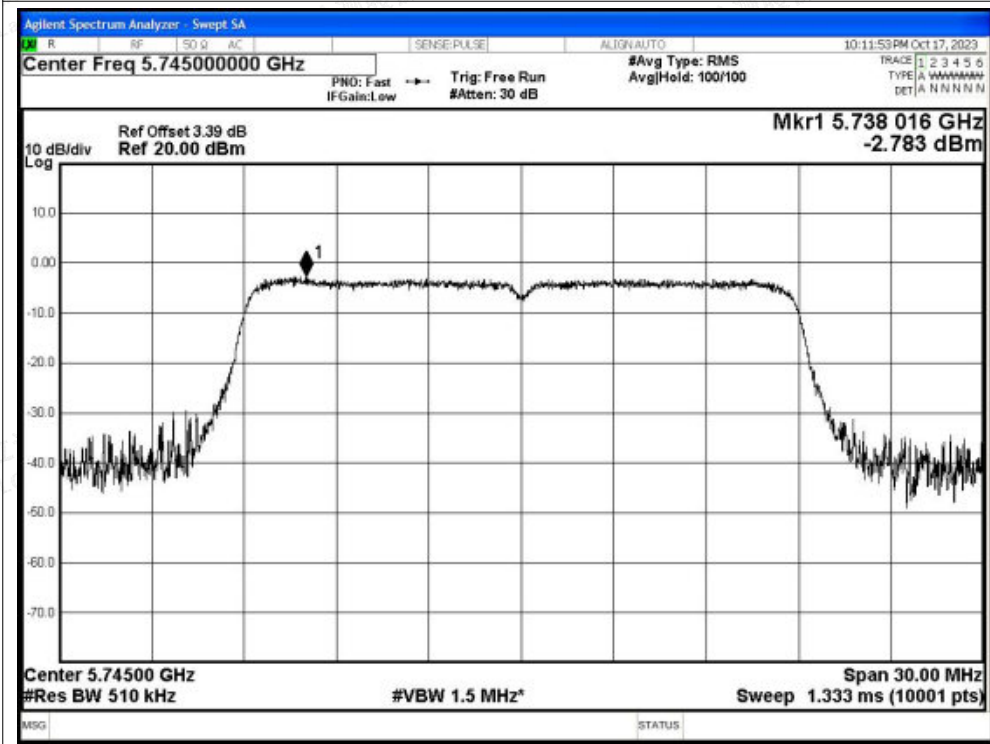




PSD NVNT a 5825MHz Ant1

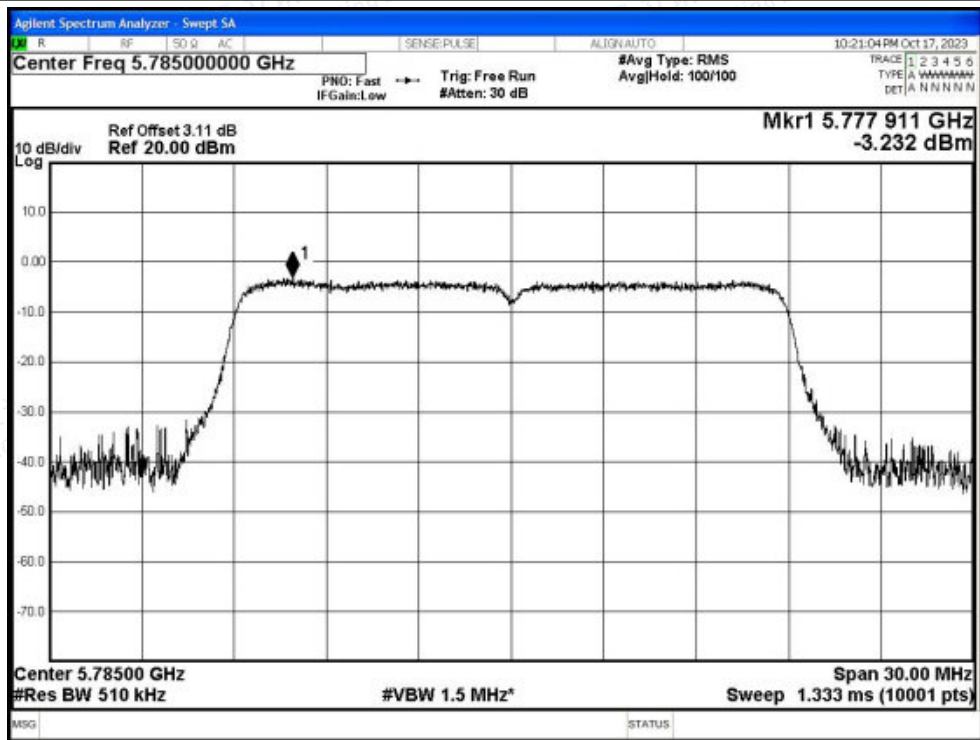


PSD NVNT n20 5745MHz Ant1

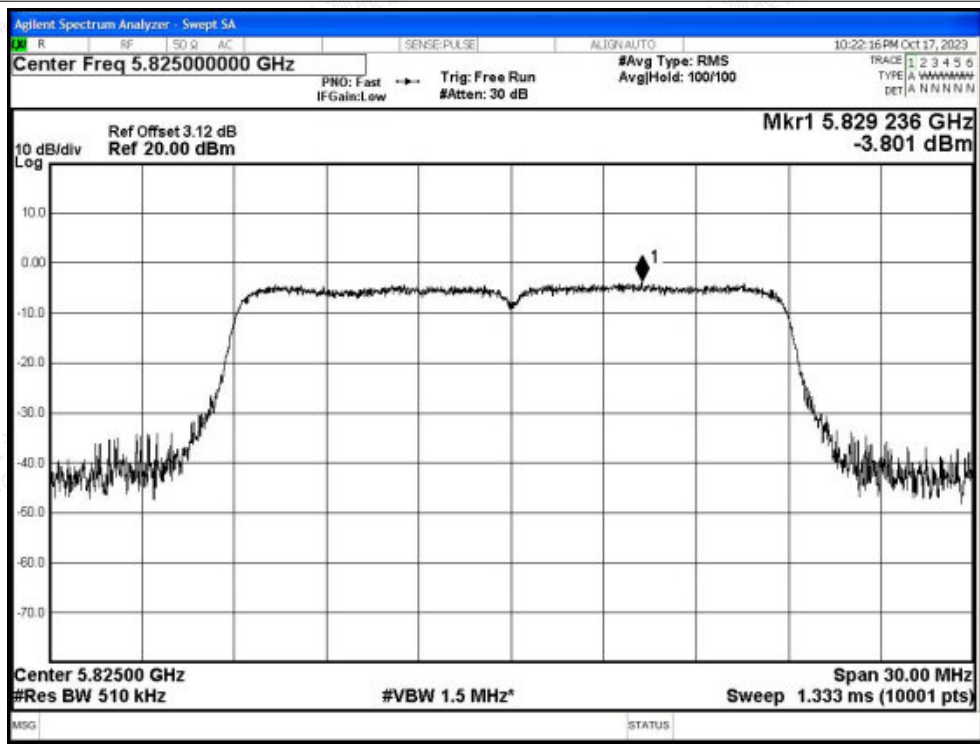




PSD NVNT n20 5785MHz Ant1

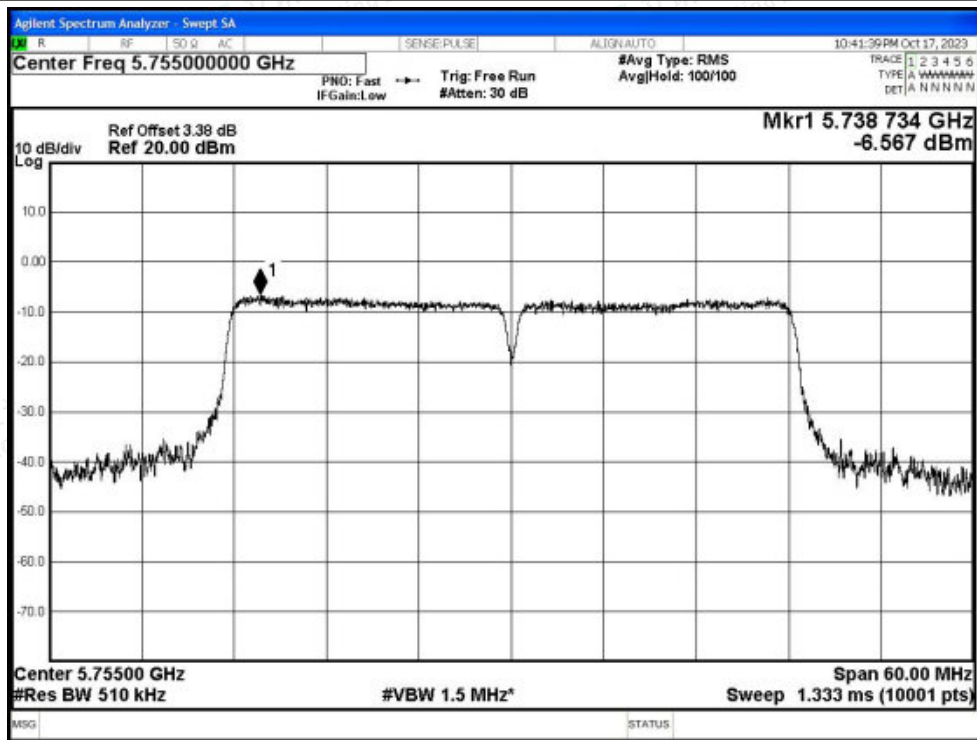


PSD NVNT n20 5825MHz Ant1

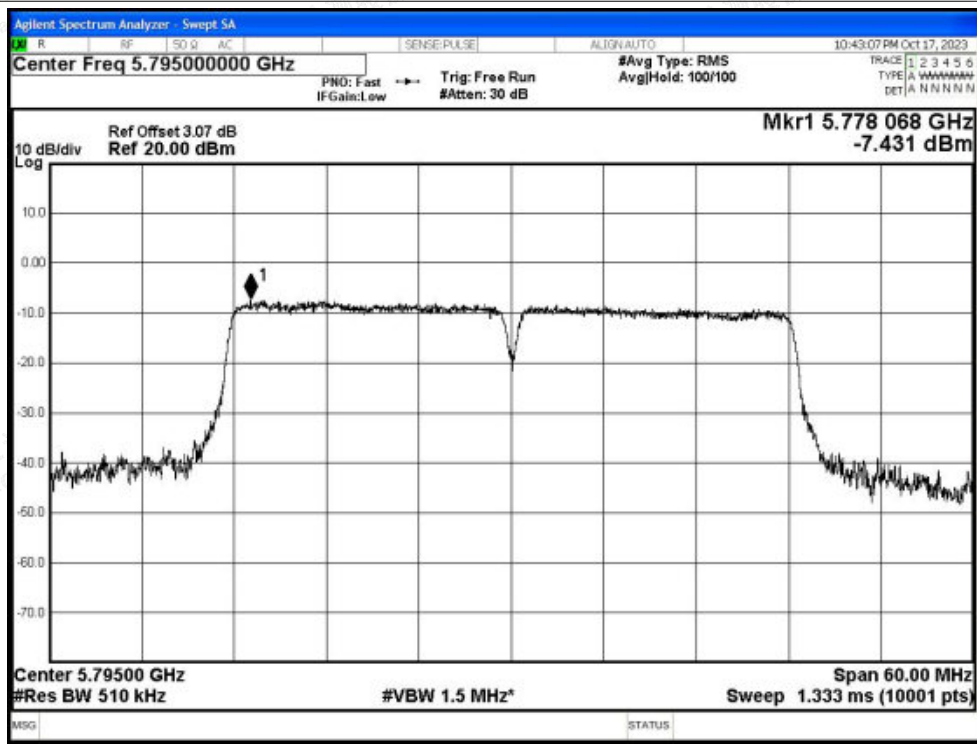




PSD NVNT n40 5755MHz Ant1

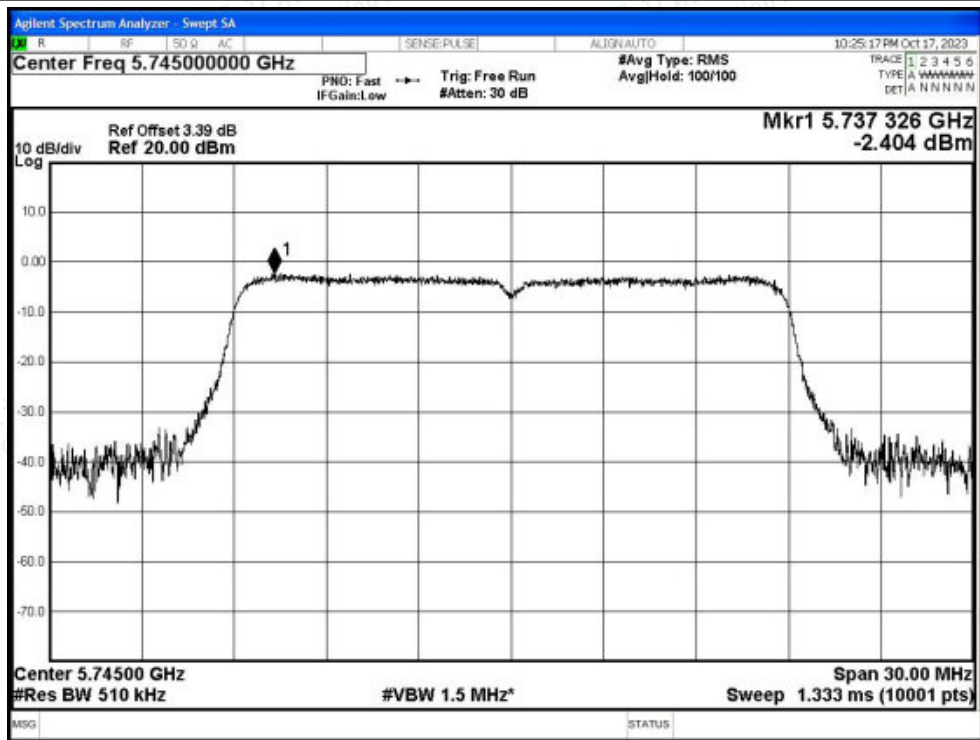


PSD NVNT n40 5795MHz Ant1

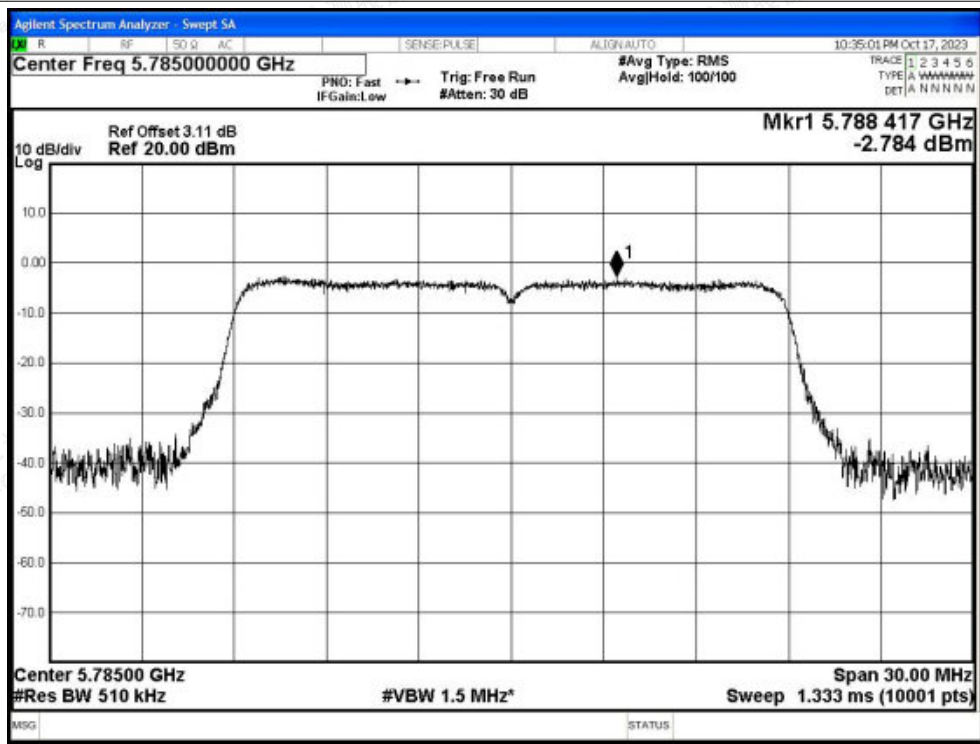




PSD NVNT ac20 5745MHz Ant1

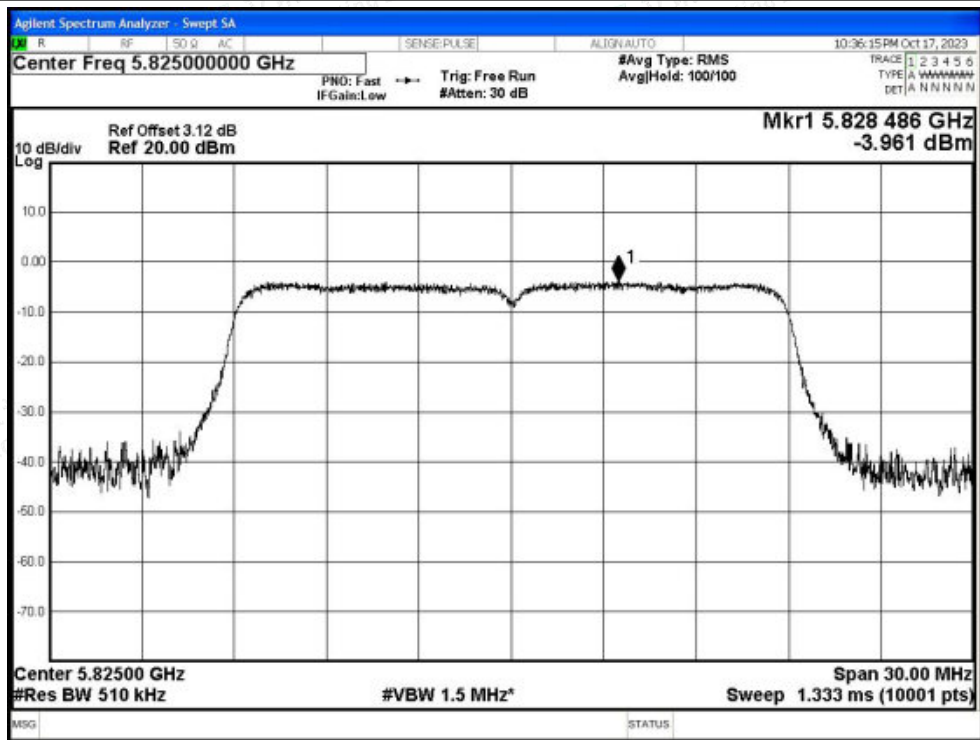


PSD NVNT ac20 5785MHz Ant1

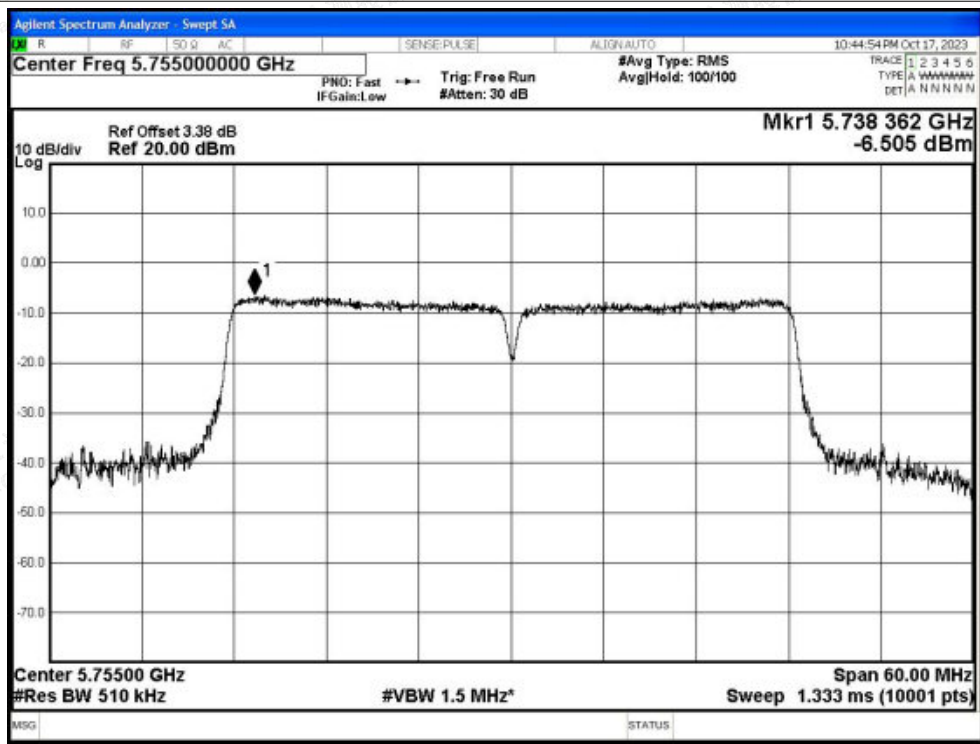




PSD NVNT ac20 5825MHz Ant1

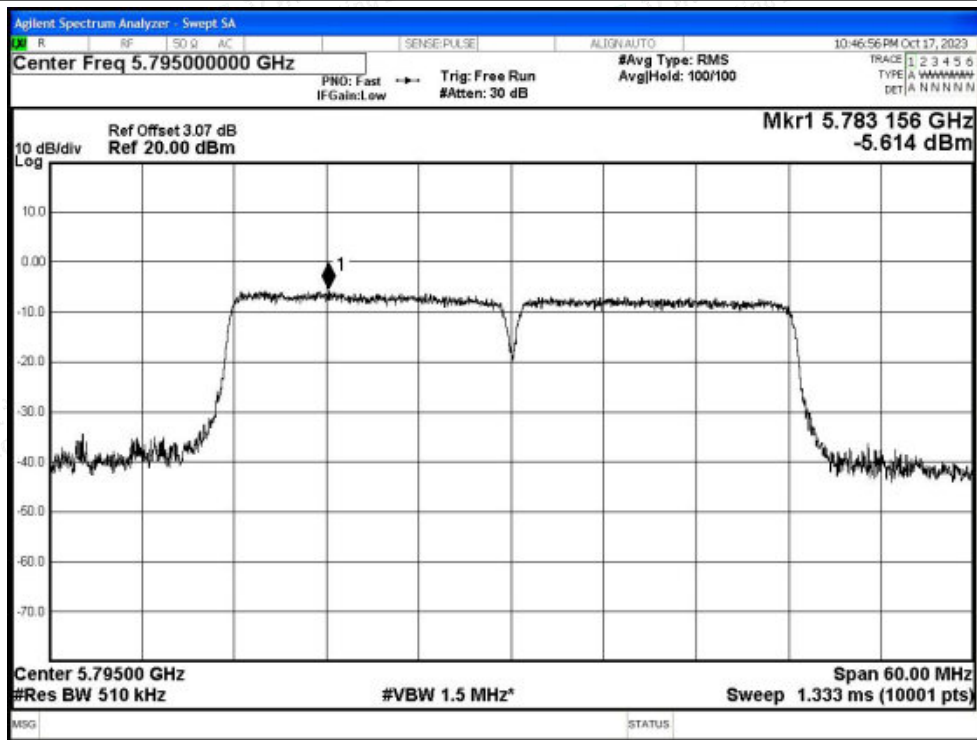


PSD NVNT ac40 5755MHz Ant1

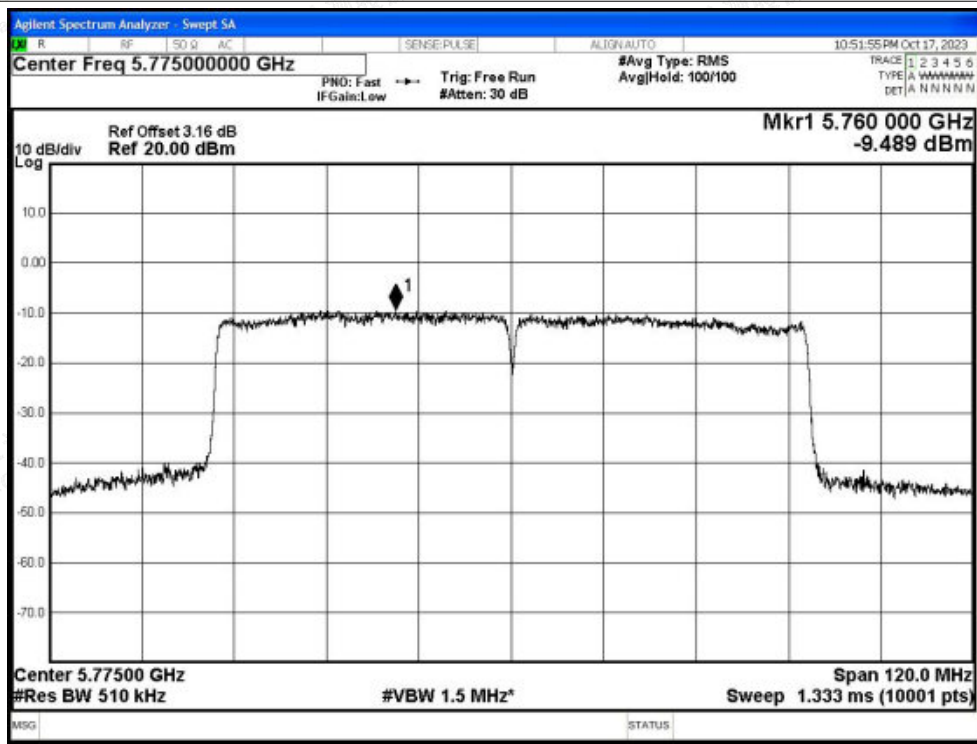




PSD NVNT ac40 5795MHz Ant1



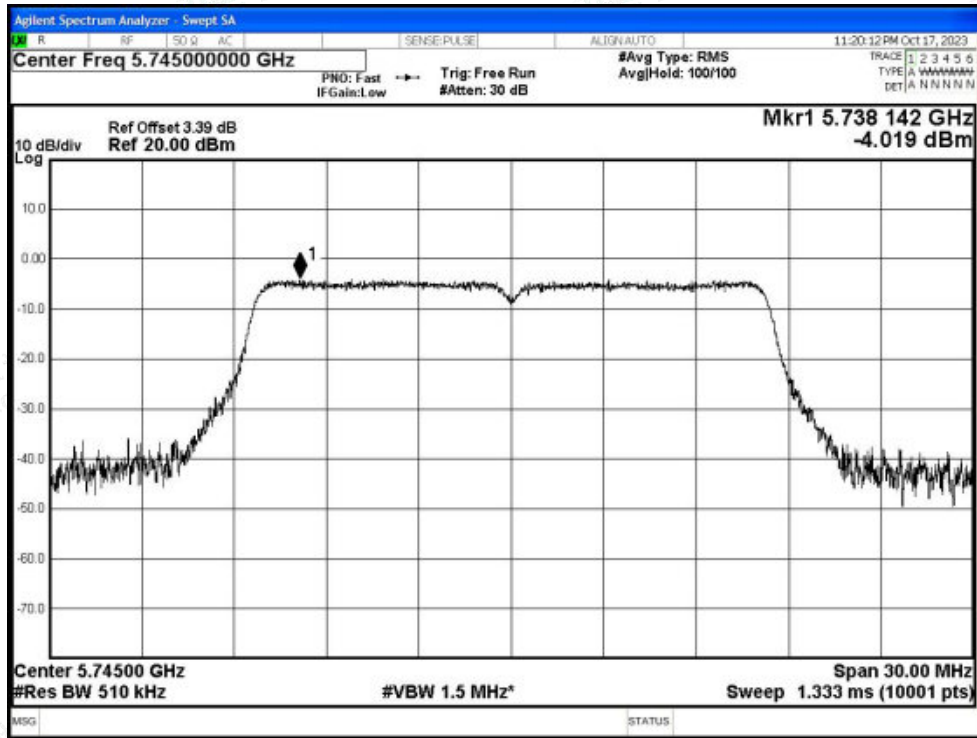
PSD NVNT ac80 5775MHz Ant1



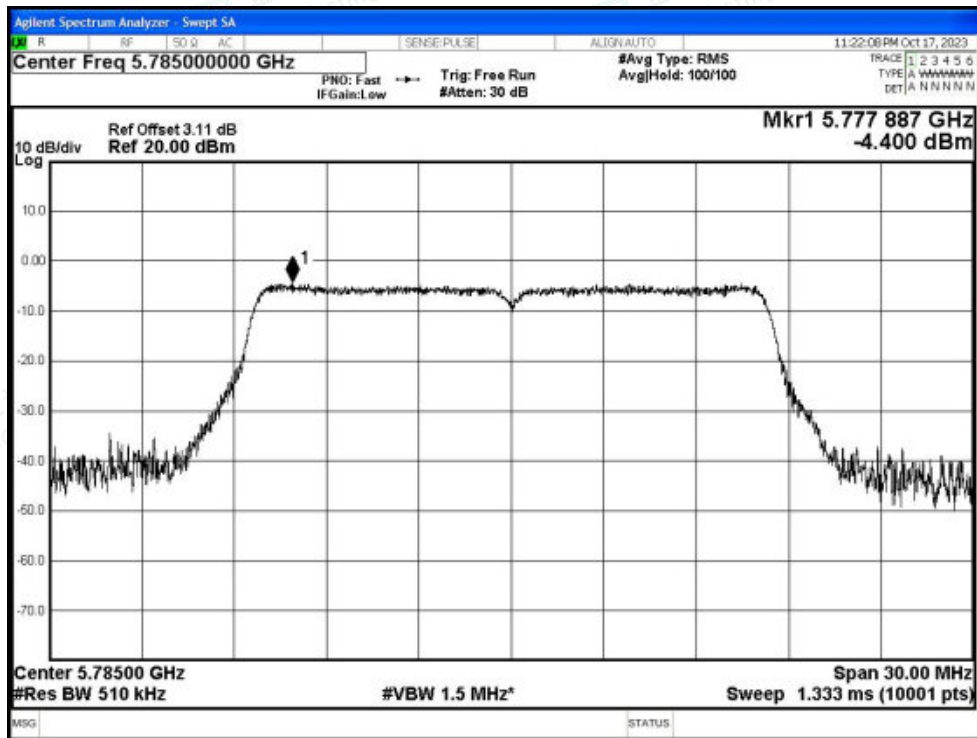


Test Graphs

PSD NVNT a 5745MHz Ant2

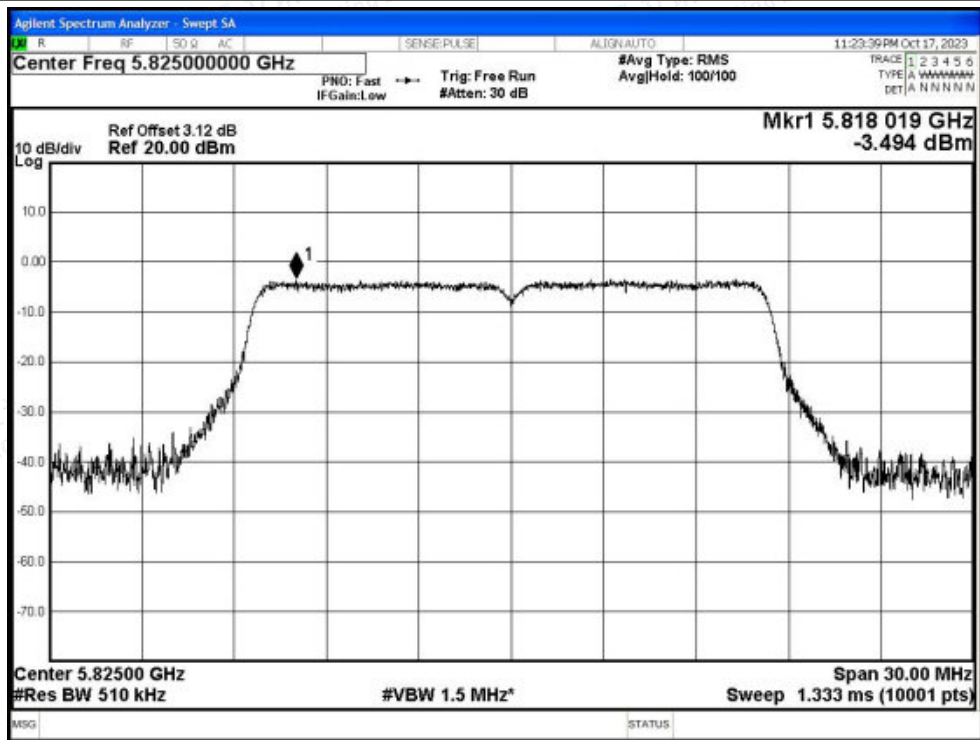


PSD NVNT a 5785MHz Ant2

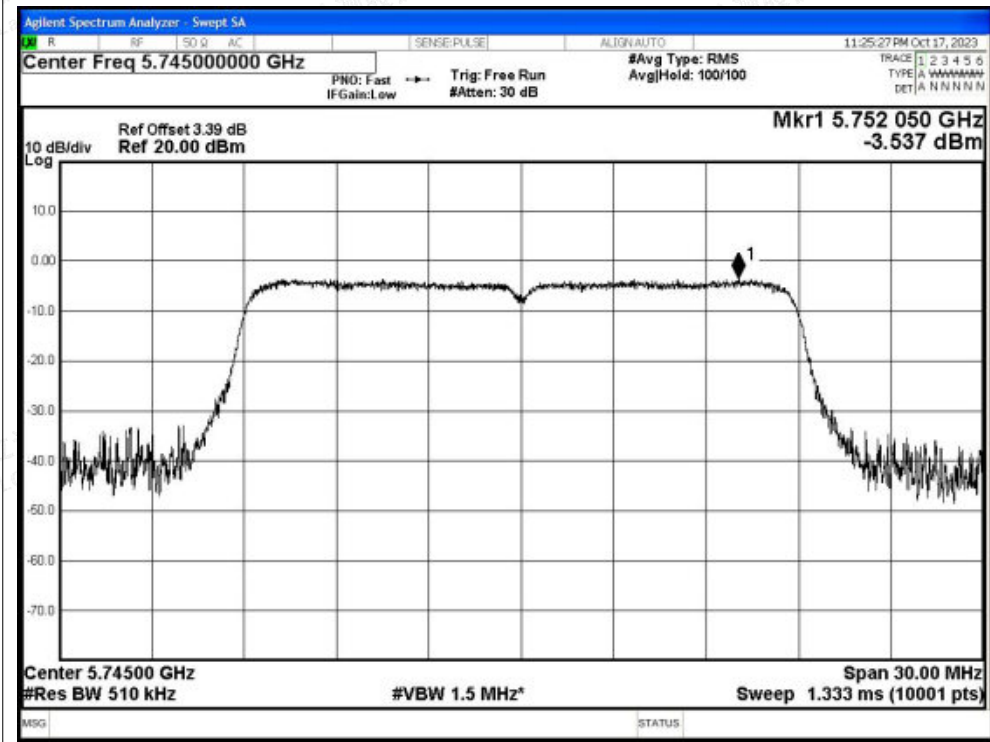




PSD NVNT a 5825MHz Ant2

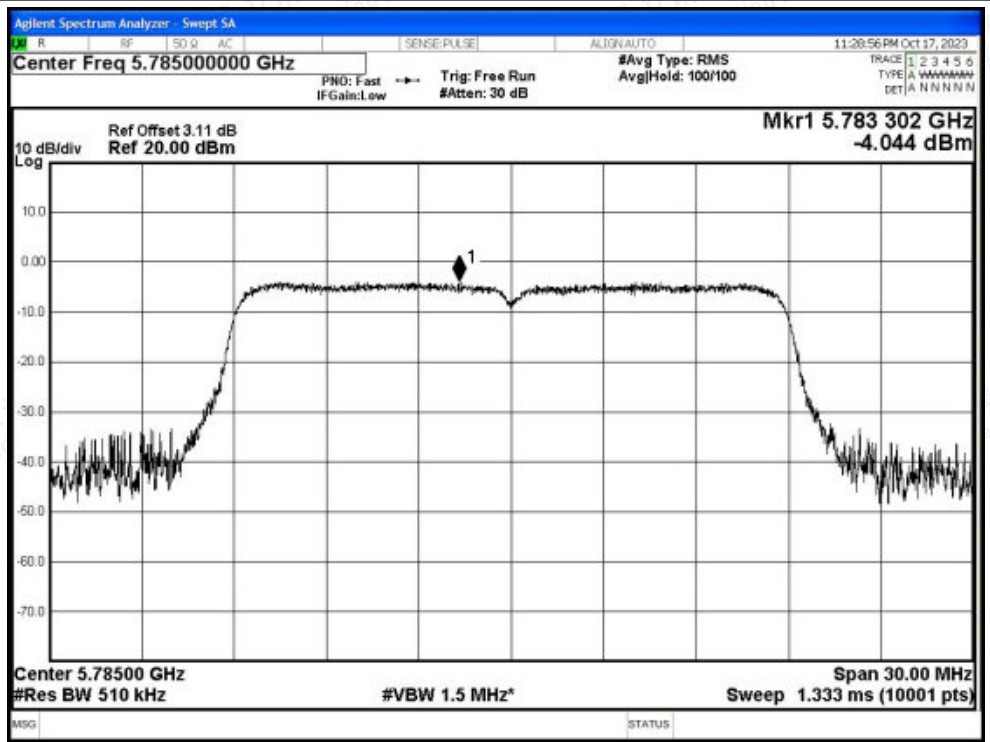


PSD NVNT n20 5745MHz Ant2

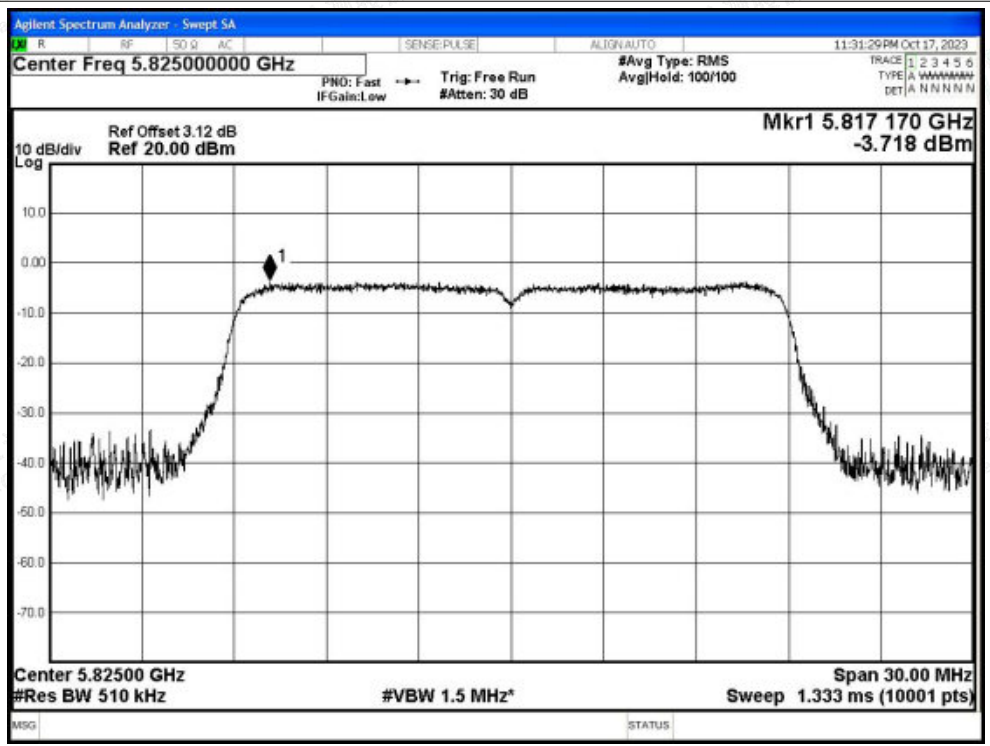




PSD NVNT n20 5785MHz Ant2

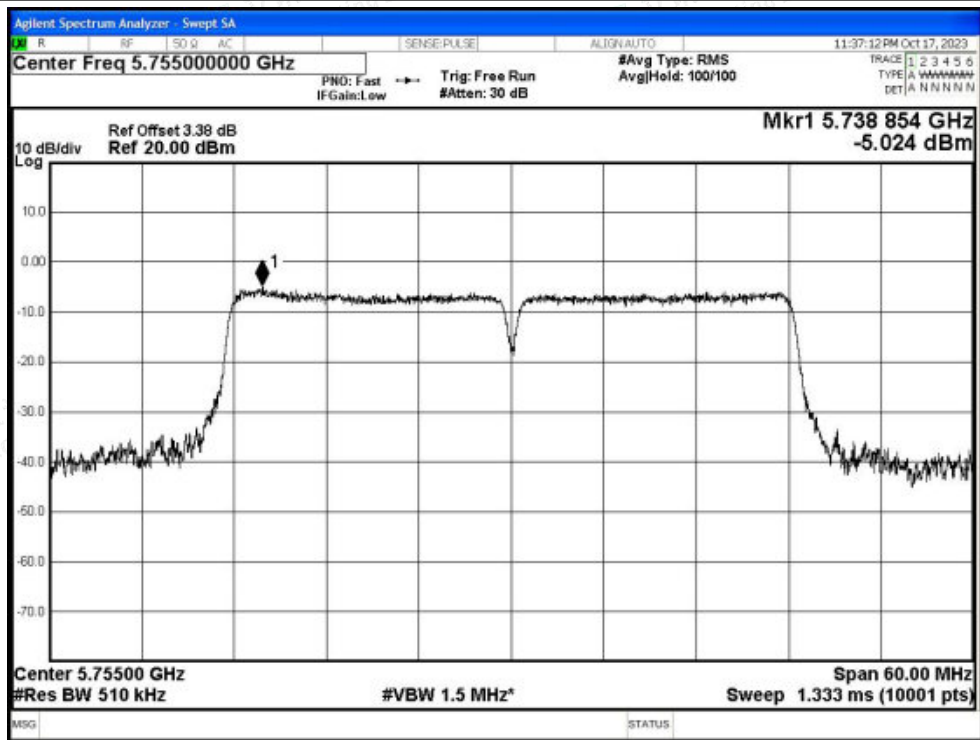


PSD NVNT n20 5825MHz Ant2

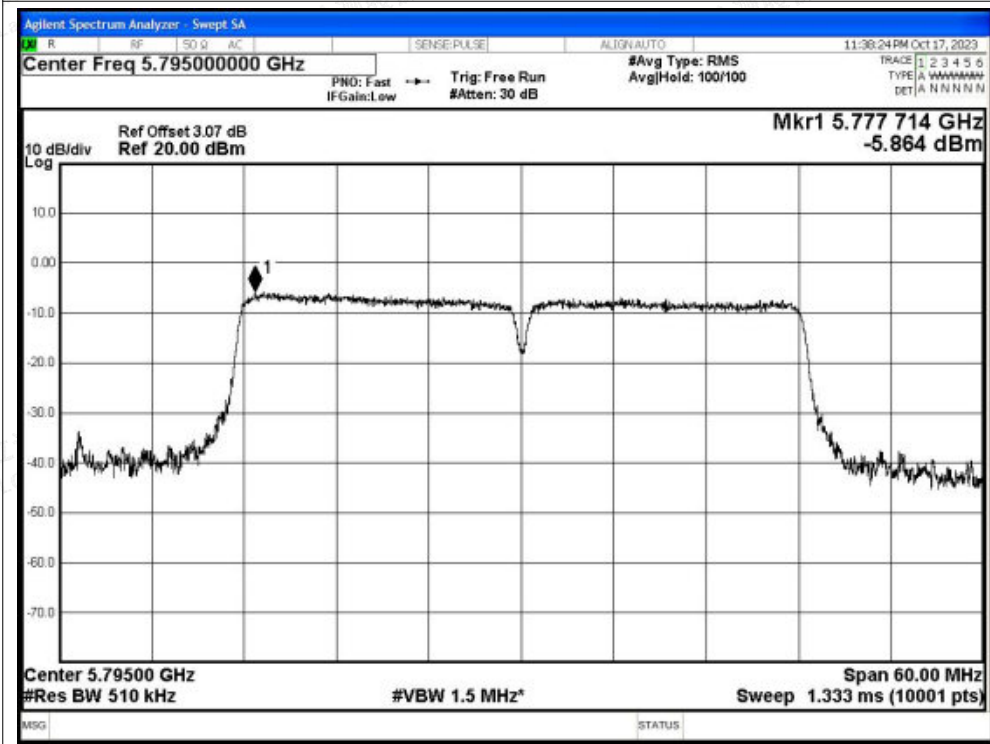




PSD NVNT n40 5755MHz Ant2

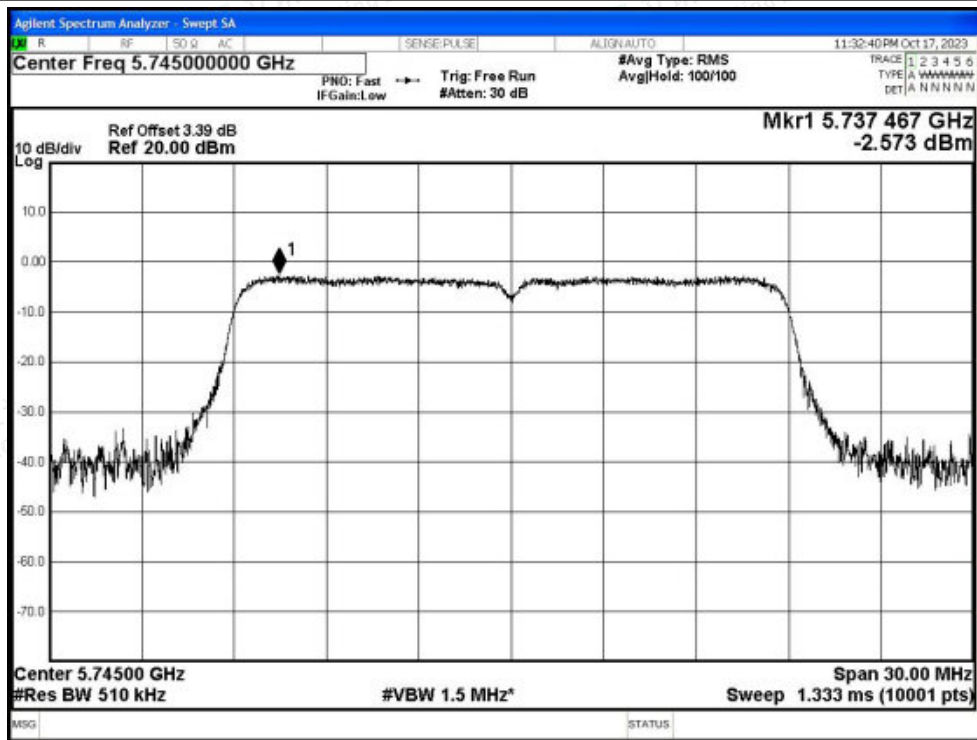


PSD NVNT n40 5795MHz Ant2

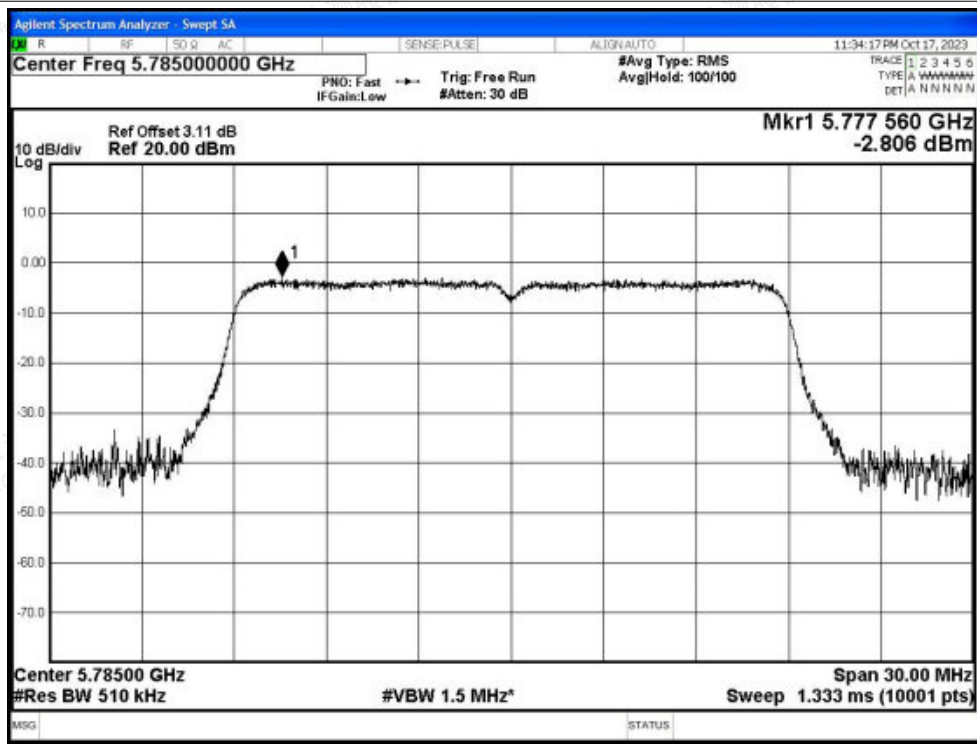




PSD NVNT ac20 5745MHz Ant2

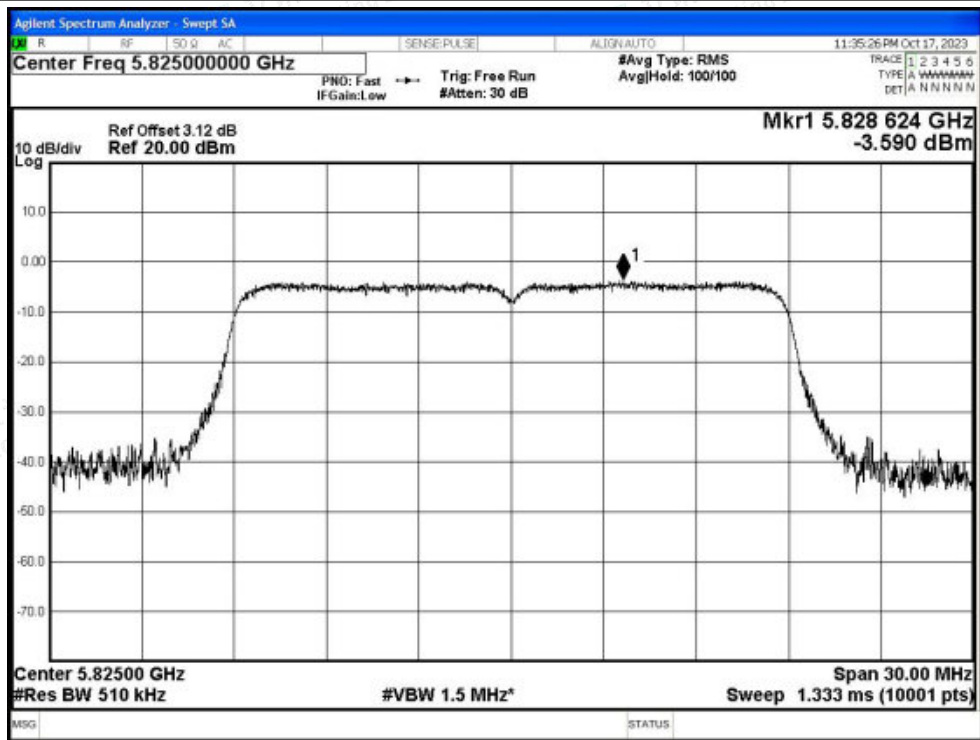


PSD NVNT ac20 5785MHz Ant2

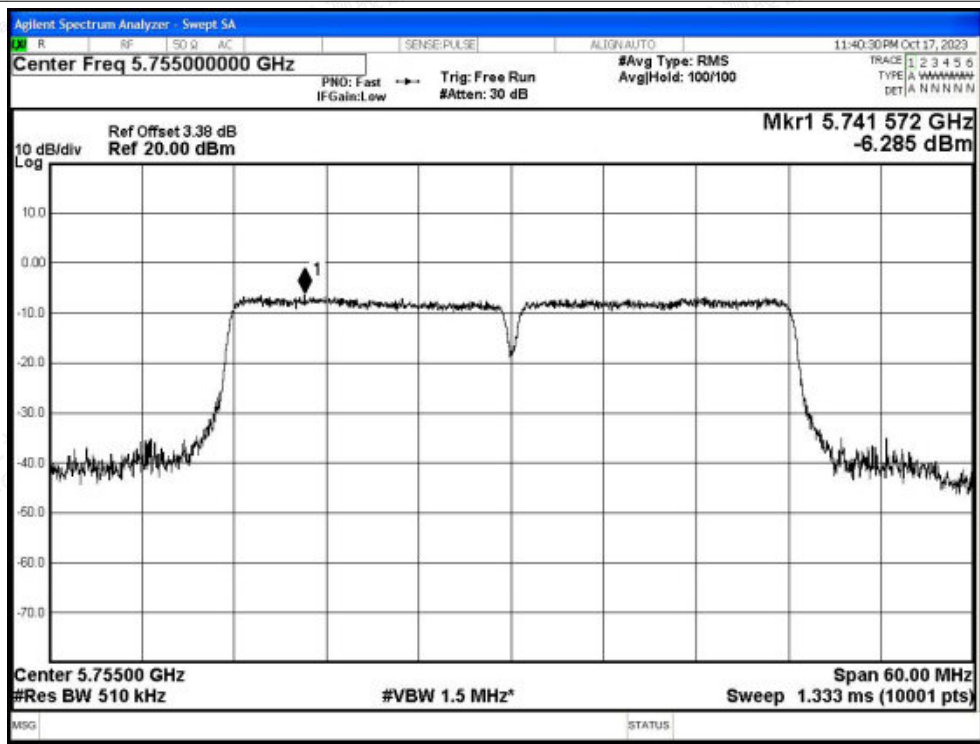




PSD NVNT ac20 5825MHz Ant2

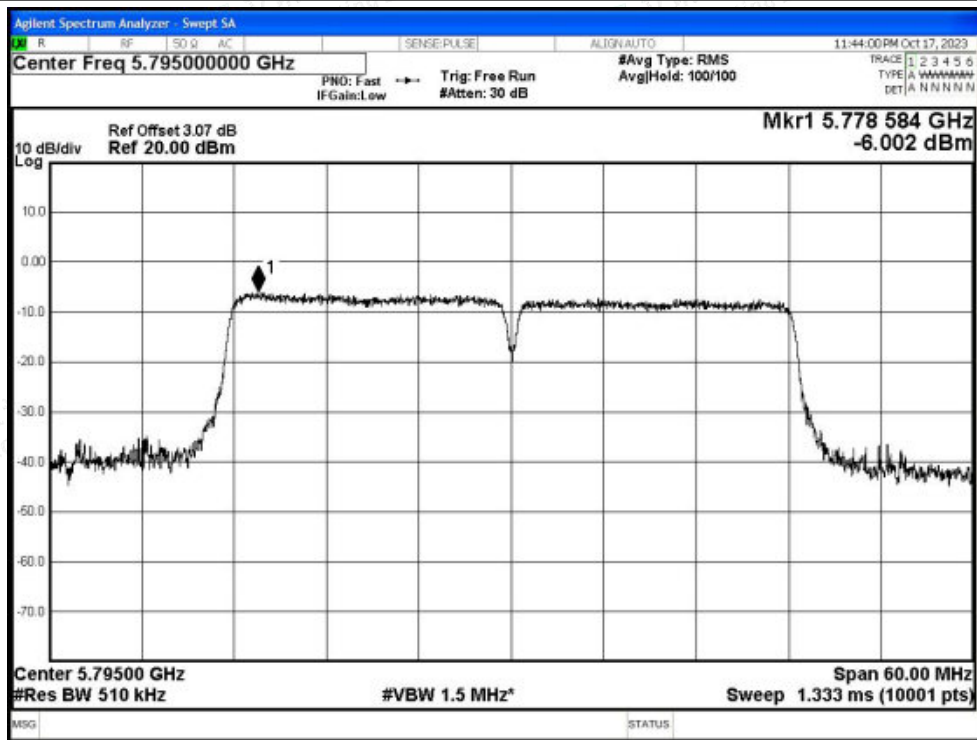


PSD NVNT ac40 5755MHz Ant2

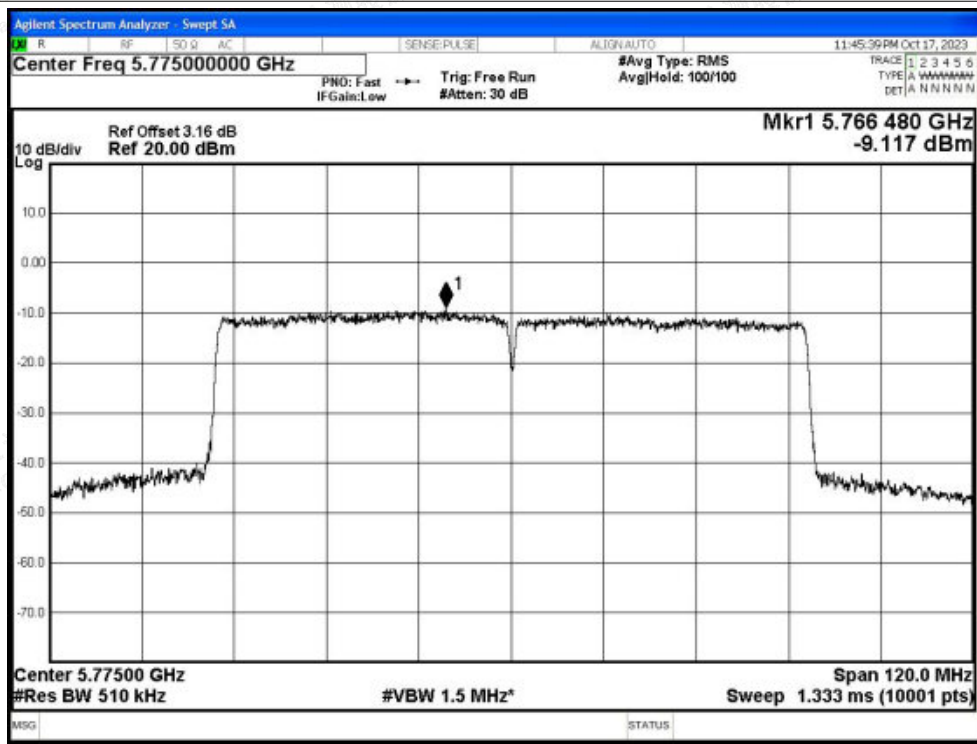




PSD NVNT ac40 5795MHz Ant2



PSD NVNT ac80 5775MHz Ant2





D.4 Restrict Band

Condition	Mode	Frequency (MHz)	Antenna	Spur Freq (MHz)	Power (dBm)	Gain (dBi)	EIRP Power (dBm)	Detector	Limit (dBm)	Verdict
NVNT	a	5745	Ant1	5650	-51.13	3.25	-47.88	Peak	-27	Pass
NVNT	a	5745	Ant1	5650	-56.79	3.25	-53.54	Average	-27	Pass
NVNT	a	5745	Ant1	5700	-49.64	3.25	-46.39	Peak	10	Pass
NVNT	a	5745	Ant1	5700	-56.56	3.25	-53.31	Average	10	Pass
NVNT	a	5745	Ant1	5720	-45.3	3.25	-42.05	Peak	15.6	Pass
NVNT	a	5745	Ant1	5720	-53.61	3.25	-50.36	Average	15.6	Pass
NVNT	a	5745	Ant1	5725	-39.44	3.25	-36.19	Peak	27	Pass
NVNT	a	5745	Ant1	5725	-48.55	3.25	-45.3	Average	27	Pass
NVNT	a	5825	Ant1	5850	-38.64	3.25	-35.39	Peak	27	Pass
NVNT	a	5825	Ant1	5850	-46.75	3.25	-43.5	Average	27	Pass
NVNT	a	5825	Ant1	5855	-41.79	3.25	-38.54	Peak	15.6	Pass
NVNT	a	5825	Ant1	5855	-51.09	3.25	-47.84	Average	15.6	Pass
NVNT	a	5825	Ant1	5875	-48.39	3.25	-45.14	Peak	10	Pass
NVNT	a	5825	Ant1	5875	-56.02	3.25	-52.77	Average	10	Pass
NVNT	a	5825	Ant1	5925	-50.21	3.25	-46.96	Peak	-27	Pass
NVNT	a	5825	Ant1	5925	-56.52	3.25	-53.27	Average	-27	Pass
NVNT	n20	5745	Ant1	5650	-50.3	3.25	-47.05	Peak	-27	Pass
NVNT	n20	5745	Ant1	5650	-56.85	3.25	-53.6	Average	-27	Pass
NVNT	n20	5745	Ant1	5700	-50.47	3.25	-47.22	Peak	10	Pass
NVNT	n20	5745	Ant1	5700	-56.54	3.25	-53.29	Average	10	Pass
NVNT	n20	5745	Ant1	5720	-36.64	3.25	-33.39	Peak	15.6	Pass
NVNT	n20	5745	Ant1	5720	-53.15	3.25	-49.9	Average	15.6	Pass
NVNT	n20	5745	Ant1	5725	-36.49	3.25	-33.24	Peak	27	Pass
NVNT	n20	5745	Ant1	5725	-47.63	3.25	-44.38	Average	27	Pass
NVNT	n20	5825	Ant1	5850	-43.99	3.25	-40.74	Peak	27	Pass
NVNT	n20	5825	Ant1	5850	-54.81	3.25	-51.56	Average	27	Pass
NVNT	n20	5825	Ant1	5855	-49.22	3.25	-45.97	Peak	15.6	Pass
NVNT	n20	5825	Ant1	5855	-56.35	3.25	-53.1	Average	15.6	Pass
NVNT	n20	5825	Ant1	5875	-49.37	3.25	-46.12	Peak	10	Pass
NVNT	n20	5825	Ant1	5875	-57.04	3.25	-53.79	Average	10	Pass
NVNT	n20	5825	Ant1	5925	-48.69	3.25	-45.44	Peak	-27	Pass
NVNT	n20	5825	Ant1	5925	-56.75	3.25	-53.5	Average	-27	Pass
NVNT	n40	5755	Ant1	5650	-50.95	3.25	-47.7	Peak	-27	Pass
NVNT	n40	5755	Ant1	5650	-56.42	3.25	-53.17	Average	-27	Pass
NVNT	n40	5755	Ant1	5700	-44.87	3.25	-41.62	Peak	10	Pass
NVNT	n40	5755	Ant1	5700	-52.14	3.25	-48.89	Average	10	Pass
NVNT	n40	5755	Ant1	5720	-25.12	3.25	-21.87	Peak	15.6	Pass





NVNT	n40	5755	Ant1	5720	-37.56	3.25	-34.31	Average	15.6	Pass
NVNT	n40	5755	Ant1	5725	-21.17	3.25	-17.92	Peak	27	Pass
NVNT	n40	5755	Ant1	5725	-34.53	3.25	-31.28	Average	27	Pass
NVNT	n40	5795	Ant1	5850	-47.47	3.25	-44.22	Peak	27	Pass
NVNT	n40	5795	Ant1	5850	-55.31	3.25	-52.06	Average	27	Pass
NVNT	n40	5795	Ant1	5855	-49.78	3.25	-46.53	Peak	15.6	Pass
NVNT	n40	5795	Ant1	5855	-56	3.25	-52.75	Average	15.6	Pass
NVNT	n40	5795	Ant1	5875	-50.8	3.25	-47.55	Peak	10	Pass
NVNT	n40	5795	Ant1	5875	-56.62	3.25	-53.37	Average	10	Pass
NVNT	n40	5795	Ant1	5925	-48.83	3.25	-45.58	Peak	-27	Pass
NVNT	n40	5795	Ant1	5925	-56.67	3.25	-53.42	Average	-27	Pass
NVNT	ac20	5745	Ant1	5650	-50.81	3.25	-47.56	Peak	-27	Pass
NVNT	ac20	5745	Ant1	5650	-56.83	3.25	-53.58	Average	-27	Pass
NVNT	ac20	5745	Ant1	5700	-49.24	3.25	-45.99	Peak	10	Pass
NVNT	ac20	5745	Ant1	5700	-56.56	3.25	-53.31	Average	10	Pass
NVNT	ac20	5745	Ant1	5720	-43.88	3.25	-40.63	Peak	15.6	Pass
NVNT	ac20	5745	Ant1	5720	-53.12	3.25	-49.87	Average	15.6	Pass
NVNT	ac20	5745	Ant1	5725	-35.41	3.25	-32.16	Peak	27	Pass
NVNT	ac20	5745	Ant1	5725	-48.67	3.25	-45.42	Average	27	Pass
NVNT	ac20	5825	Ant1	5850	-39.84	3.25	-36.59	Peak	27	Pass
NVNT	ac20	5825	Ant1	5850	-54.61	3.25	-51.36	Average	27	Pass
NVNT	ac20	5825	Ant1	5855	-46.25	3.25	-43	Peak	15.6	Pass
NVNT	ac20	5825	Ant1	5855	-56.2	3.25	-52.95	Average	15.6	Pass
NVNT	ac20	5825	Ant1	5875	-50.66	3.25	-47.41	Peak	10	Pass
NVNT	ac20	5825	Ant1	5875	-57.05	3.25	-53.8	Average	10	Pass
NVNT	ac20	5825	Ant1	5925	-48.95	3.25	-45.7	Peak	-27	Pass
NVNT	ac20	5825	Ant1	5925	-56.8	3.25	-53.55	Average	-27	Pass
NVNT	ac40	5755	Ant1	5650	-49.71	3.25	-46.46	Peak	-27	Pass
NVNT	ac40	5755	Ant1	5650	-56.78	3.25	-53.53	Average	-27	Pass
NVNT	ac40	5755	Ant1	5700	-50.22	3.25	-46.97	Peak	10	Pass
NVNT	ac40	5755	Ant1	5700	-56.61	3.25	-53.36	Average	10	Pass
NVNT	ac40	5755	Ant1	5720	-42.46	3.25	-39.21	Peak	15.6	Pass
NVNT	ac40	5755	Ant1	5720	-49.38	3.25	-46.13	Average	15.6	Pass
NVNT	ac40	5755	Ant1	5725	-40.37	3.25	-37.12	Peak	27	Pass
NVNT	ac40	5755	Ant1	5725	-47.54	3.25	-44.29	Average	27	Pass
NVNT	ac40	5795	Ant1	5850	-39.9	3.25	-36.65	Peak	27	Pass
NVNT	ac40	5795	Ant1	5850	-52.33	3.25	-49.08	Average	27	Pass
NVNT	ac40	5795	Ant1	5855	-43.72	3.25	-40.47	Peak	15.6	Pass
NVNT	ac40	5795	Ant1	5855	-53.97	3.25	-50.72	Average	15.6	Pass
NVNT	ac40	5795	Ant1	5875	-50.01	3.25	-46.76	Peak	10	Pass
NVNT	ac40	5795	Ant1	5875	-56.14	3.25	-52.89	Average	10	Pass





NVNT	ac40	5795	Ant1	5925	-50.66	3.25	-47.41	Peak	-27	Pass
NVNT	ac40	5795	Ant1	5925	-56.54	3.25	-53.29	Average	-27	Pass
NVNT	ac80	5775	Ant1	5650	-50.46	3.25	-47.21	Peak	-27	Pass
NVNT	ac80	5775	Ant1	5650	-56.34	3.25	-53.09	Average	-27	Pass
NVNT	ac80	5775	Ant1	5700	-49.82	3.25	-46.57	Peak	10	Pass
NVNT	ac80	5775	Ant1	5700	-55.88	3.25	-52.63	Average	10	Pass
NVNT	ac80	5775	Ant1	5720	-44.34	3.25	-41.09	Peak	15.6	Pass
NVNT	ac80	5775	Ant1	5720	-50.35	3.25	-47.1	Average	15.6	Pass
NVNT	ac80	5775	Ant1	5725	-37.01	3.25	-33.76	Peak	27	Pass
NVNT	ac80	5775	Ant1	5725	-49.81	3.25	-46.56	Average	27	Pass
NVNT	ac80	5775	Ant1	5850	-32.89	3.25	-29.64	Peak	27	Pass
NVNT	ac80	5775	Ant1	5850	-40.25	3.25	-37	Average	27	Pass
NVNT	ac80	5775	Ant1	5855	-34.71	3.25	-31.46	Peak	15.6	Pass
NVNT	ac80	5775	Ant1	5855	-41.5	3.25	-38.25	Average	15.6	Pass
NVNT	ac80	5775	Ant1	5875	-41.96	3.25	-38.71	Peak	10	Pass
NVNT	ac80	5775	Ant1	5875	-48.86	3.25	-45.61	Average	10	Pass
NVNT	ac80	5775	Ant1	5925	-50.26	3.25	-47.01	Peak	-27	Pass
NVNT	ac80	5775	Ant1	5925	-55.61	3.25	-52.36	Average	-27	Pass

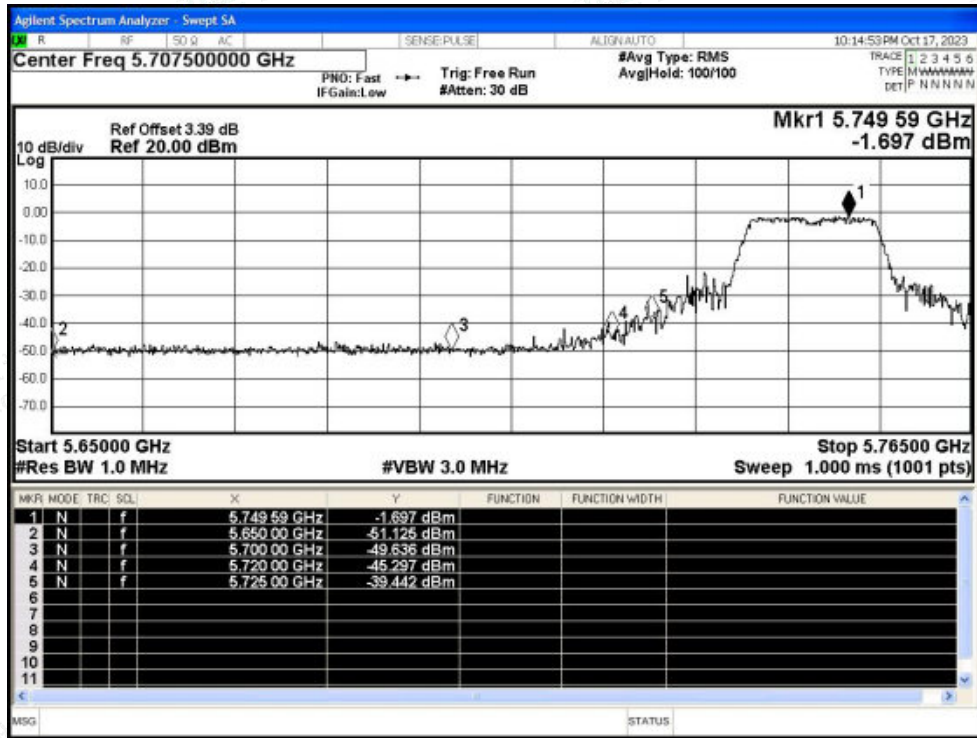


Shenzhen LCS Compliance Testing Laboratory Ltd.
 Add: 101, 201 Bldg A & 301 Bldg C, Juji Industrial Park Yabianxueziwei, Shajing Street, Baoan District, Shenzhen, 518000, China
 Tel: +(86) 0755-82591330 | E-mail: webmaster@lcs-cert.com | Web: www.lcs-cert.com
 Scan code to check authenticity

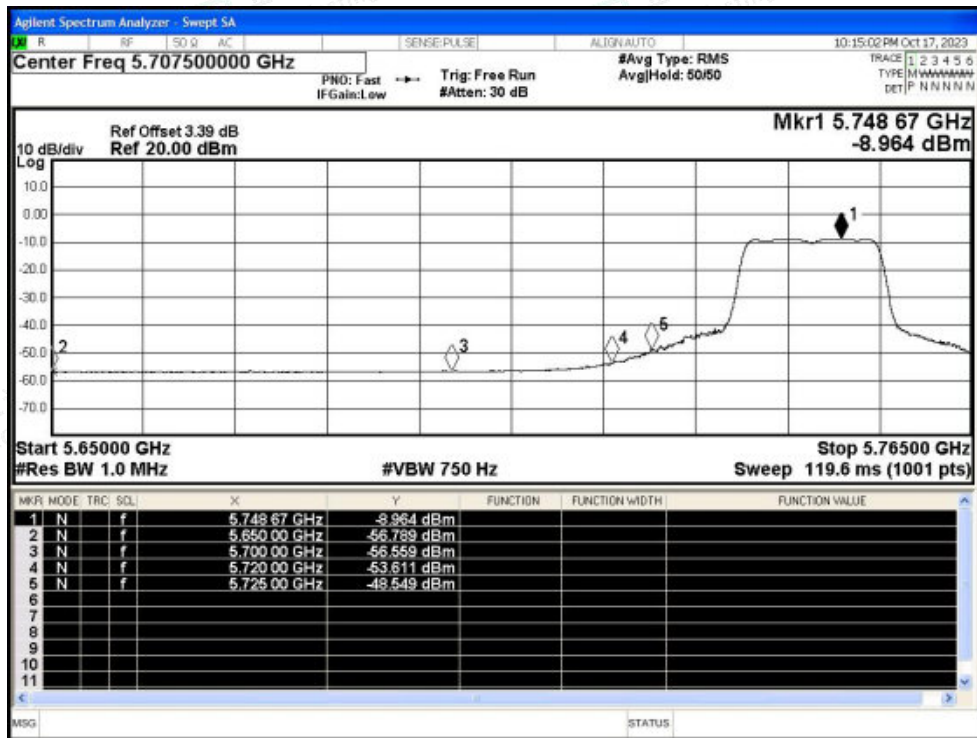


Test Graphs

Restrict Band NVNT a 5745MHz Ant1 Peak

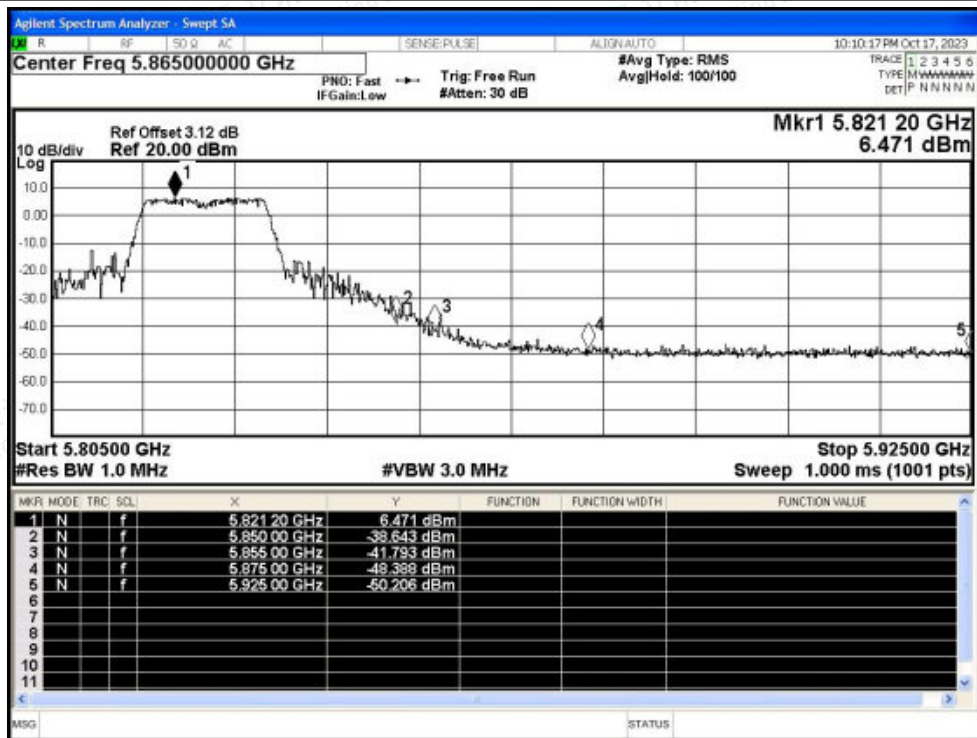


Restrict Band NVNT a 5745MHz Ant1 Average

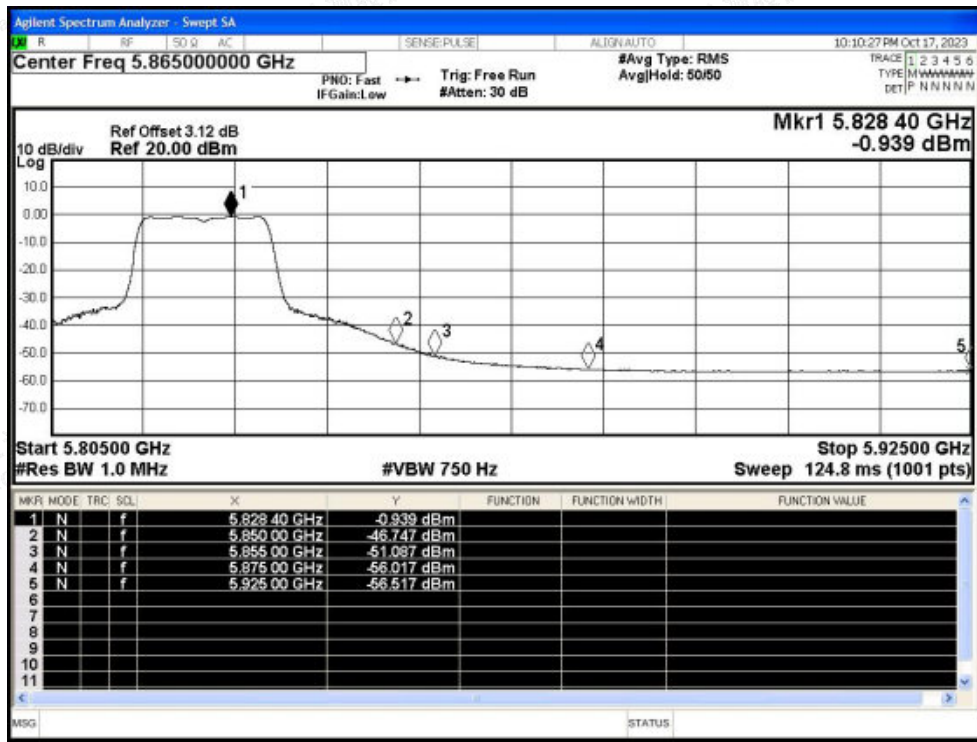




Restrict Band NVNT a 5825MHz Ant1 Peak

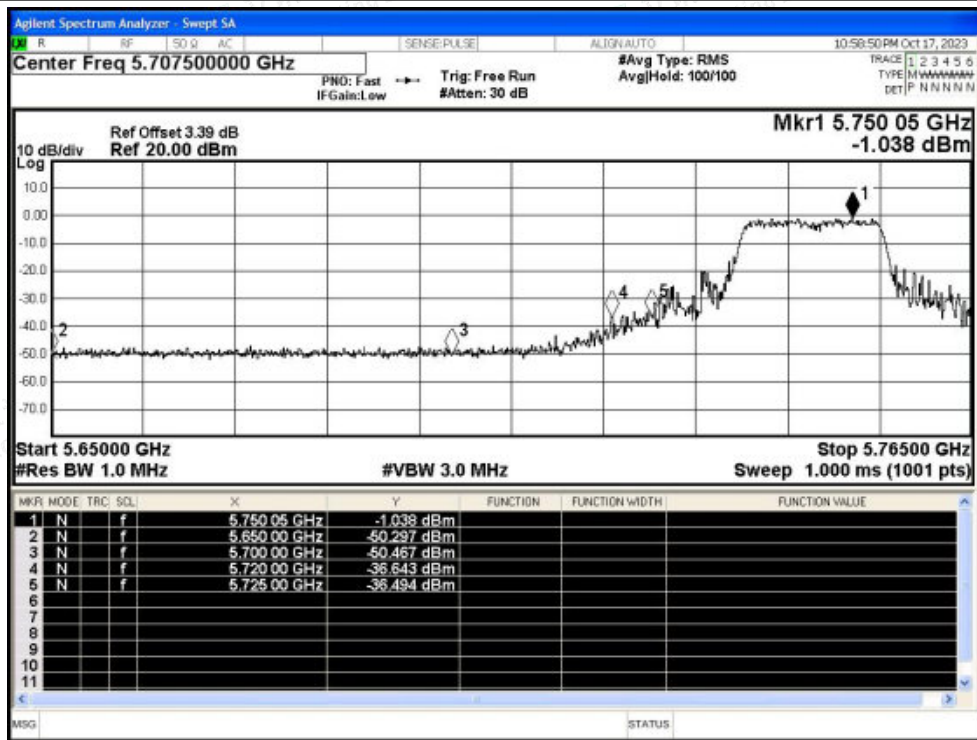


Restrict Band NVNT a 5825MHz Ant1 Average

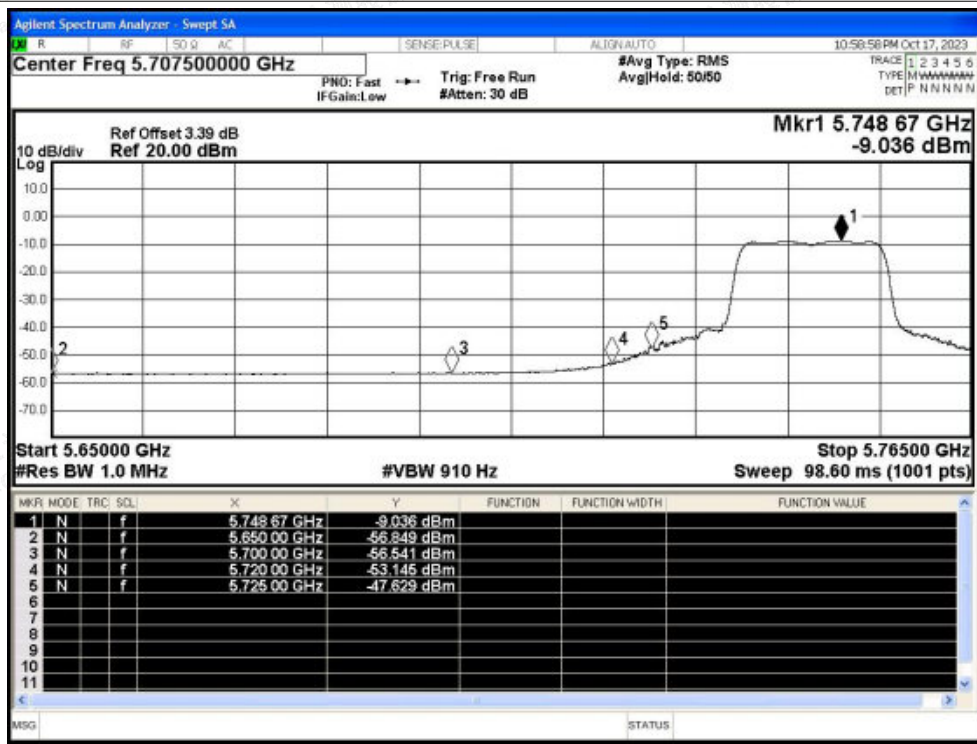




Restrict Band NVNT n20 5745MHz Ant1 Peak

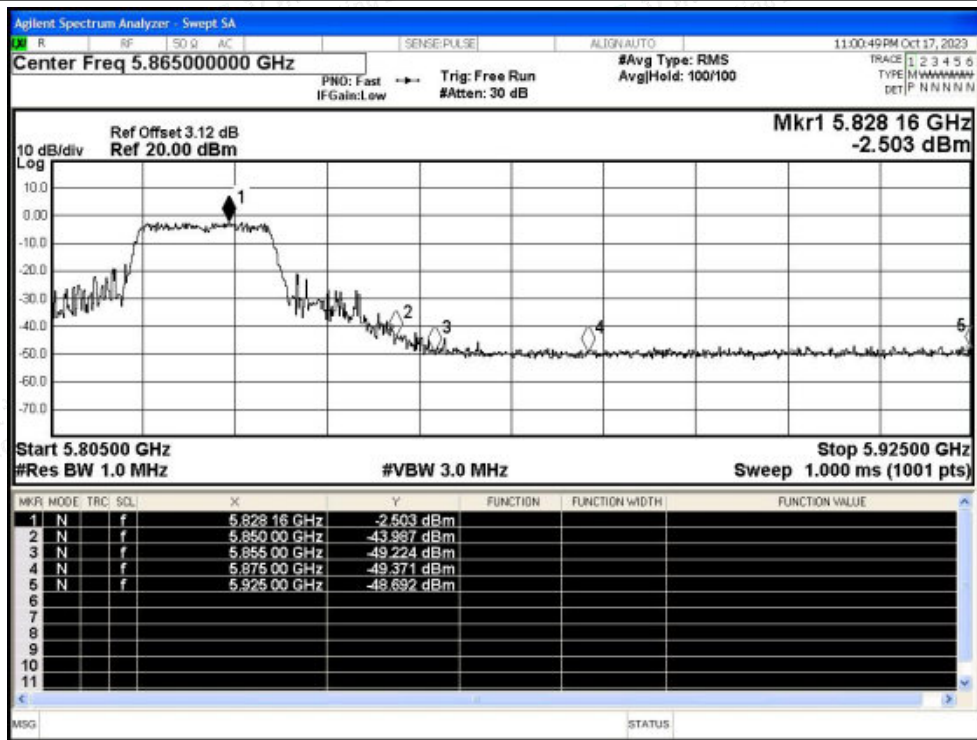


Restrict Band NVNT n20 5745MHz Ant1 Average

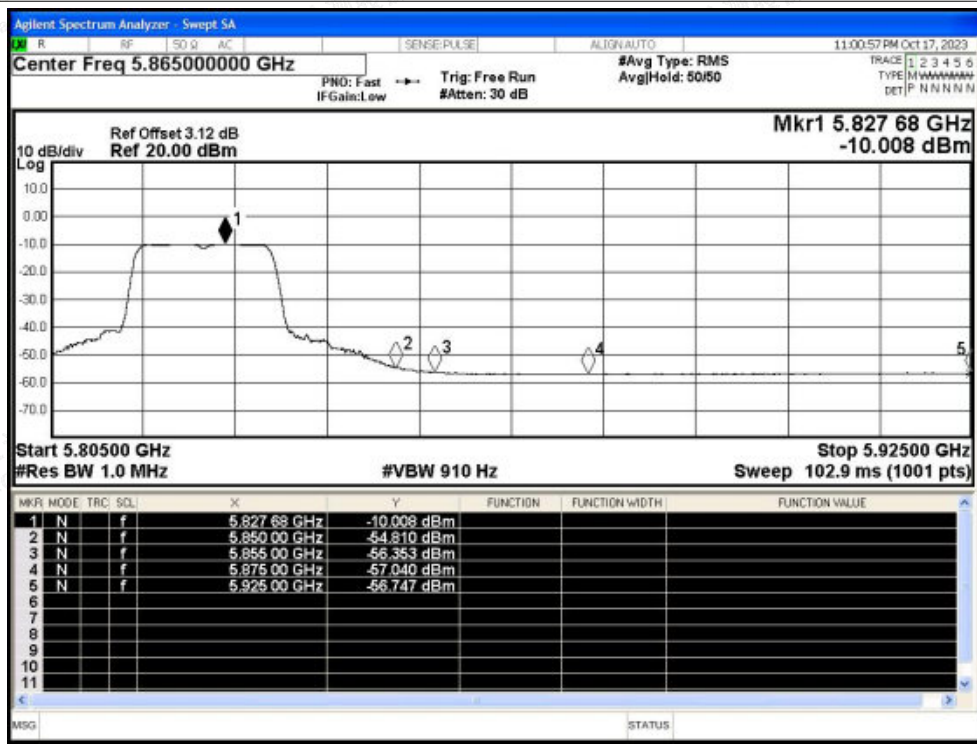




Restrict Band NVNT n20 5825MHz Ant1 Peak

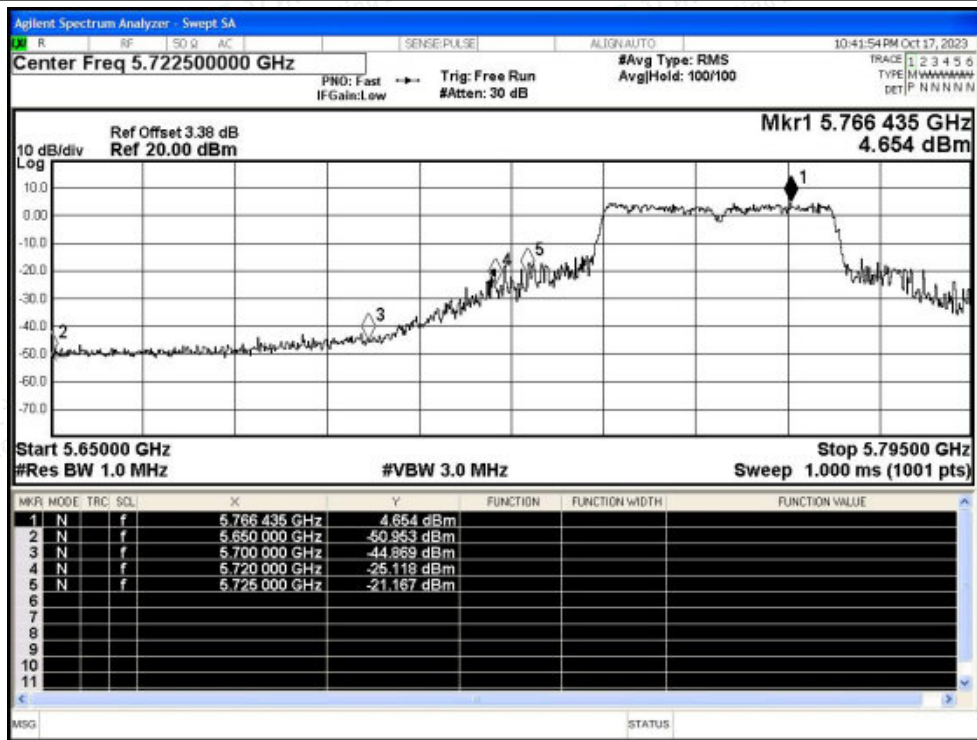


Restrict Band NVNT n20 5825MHz Ant1 Average

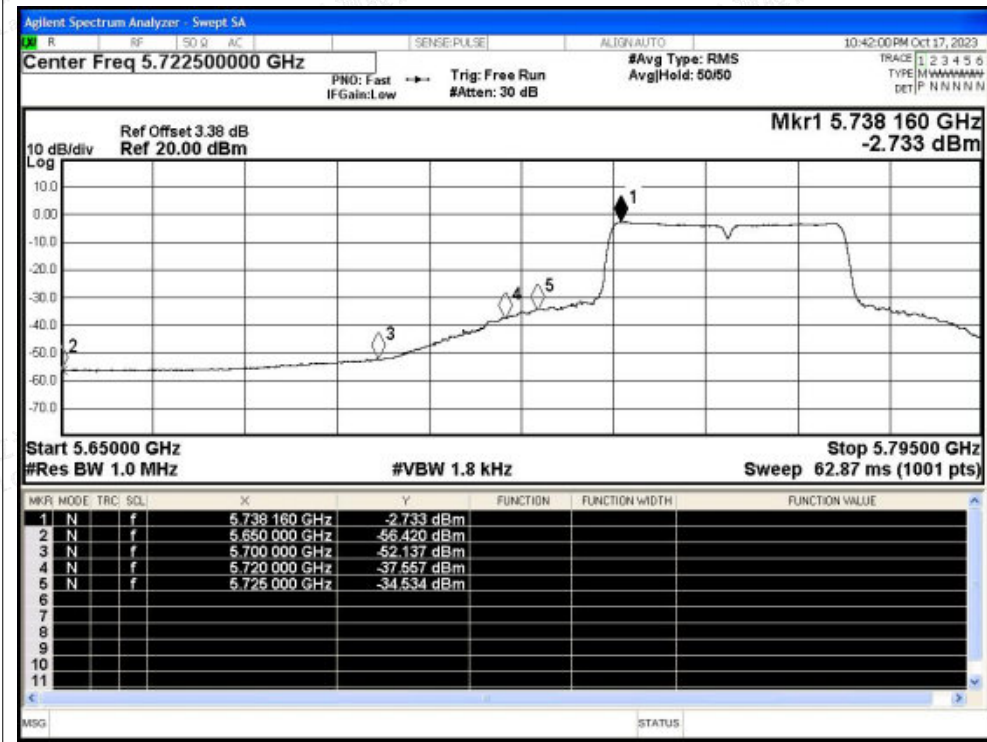




Restrict Band NVNT n40 5755MHz Ant1 Peak

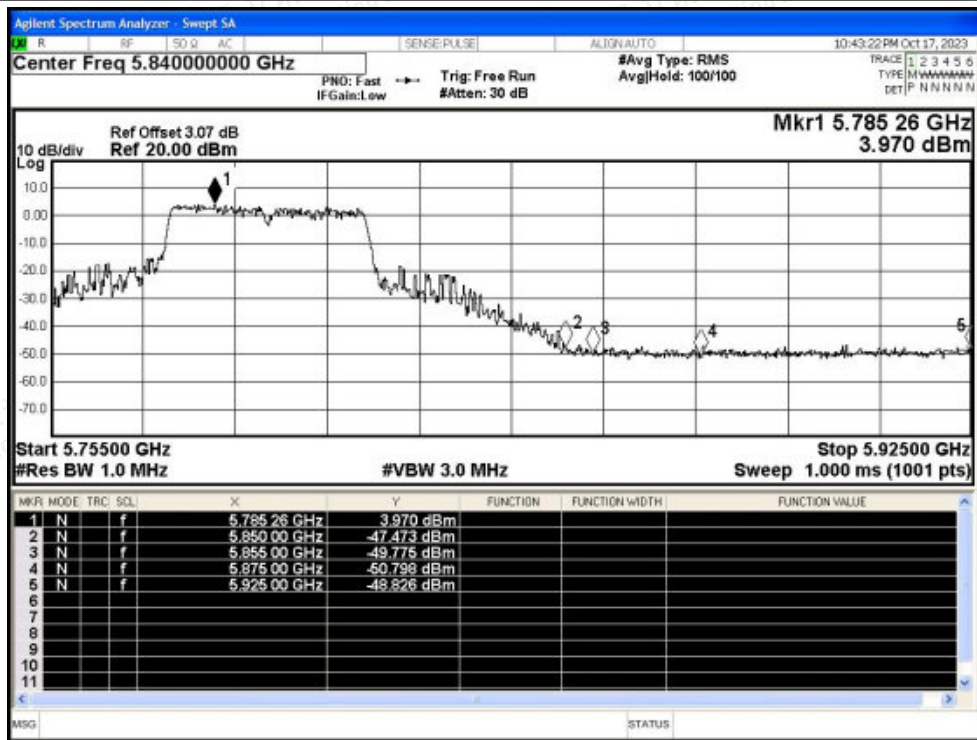


Restrict Band NVNT n40 5755MHz Ant1 Average

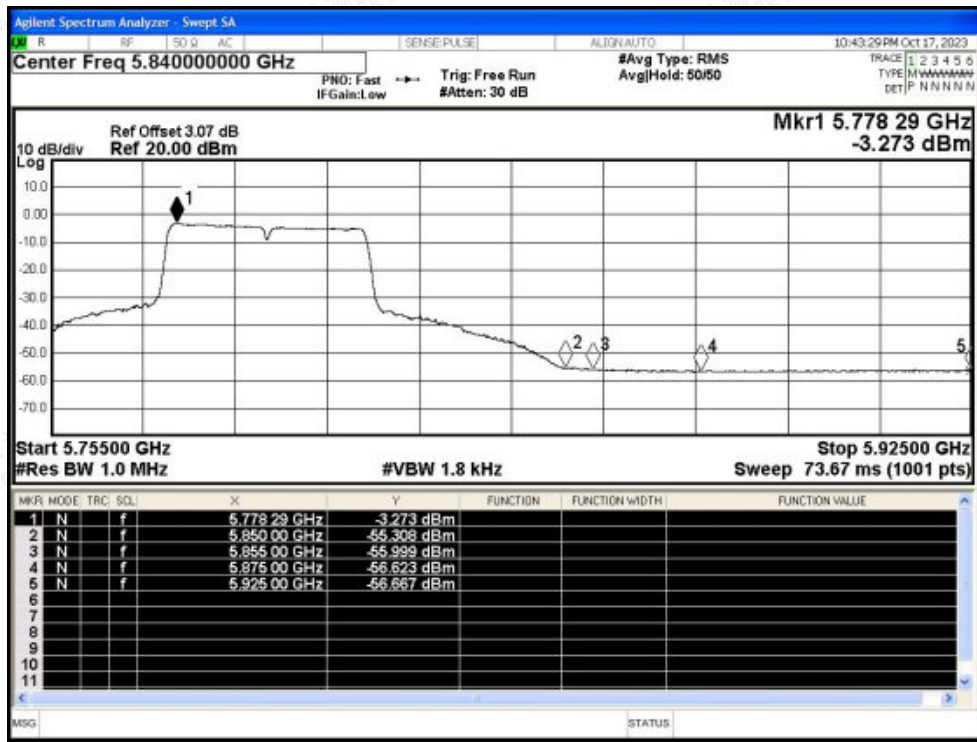




Restrict Band NVNT n40 5795MHz Ant1 Peak



Restrict Band NVNT n40 5795MHz Ant1 Average

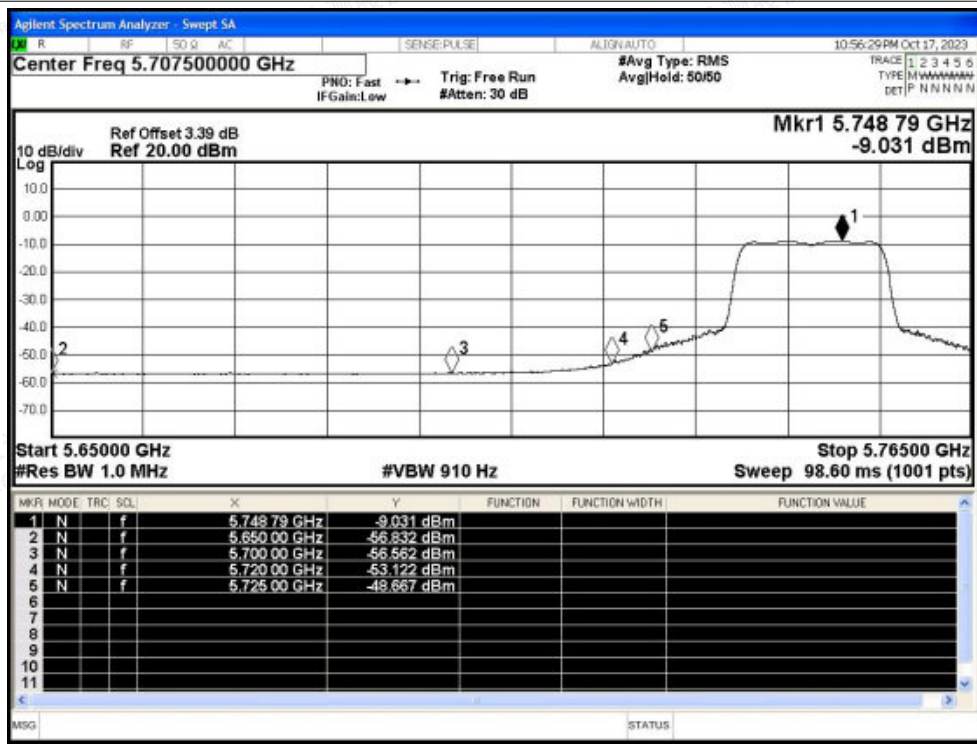




Restrict Band NVNT ac20 5745MHz Ant1 Peak

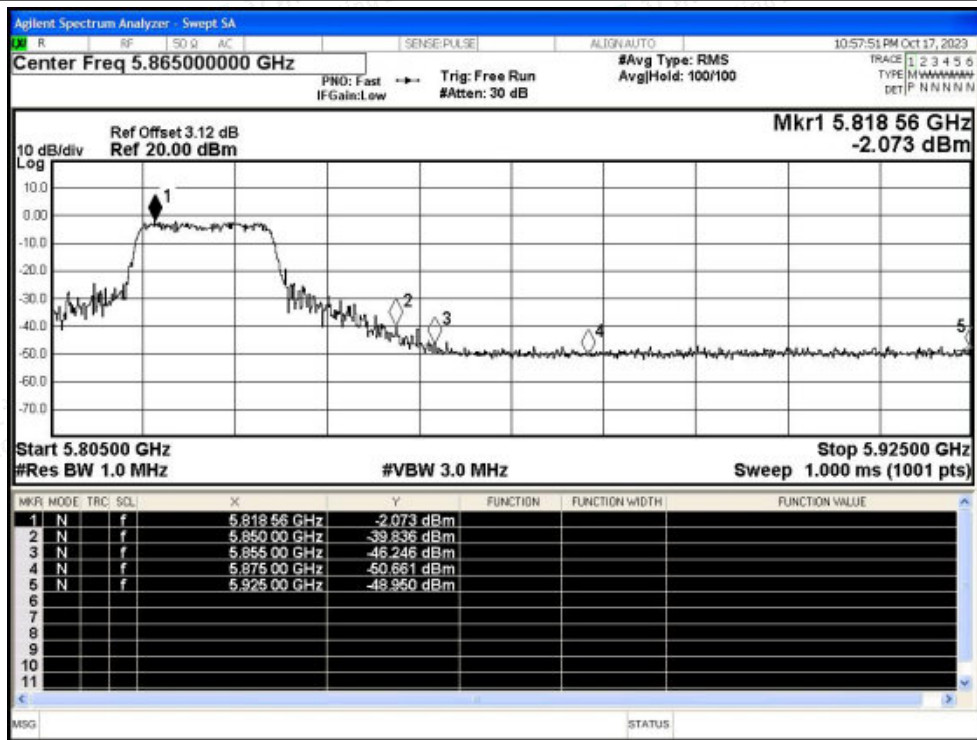


Restrict Band NVNT ac20 5745MHz Ant1 Average

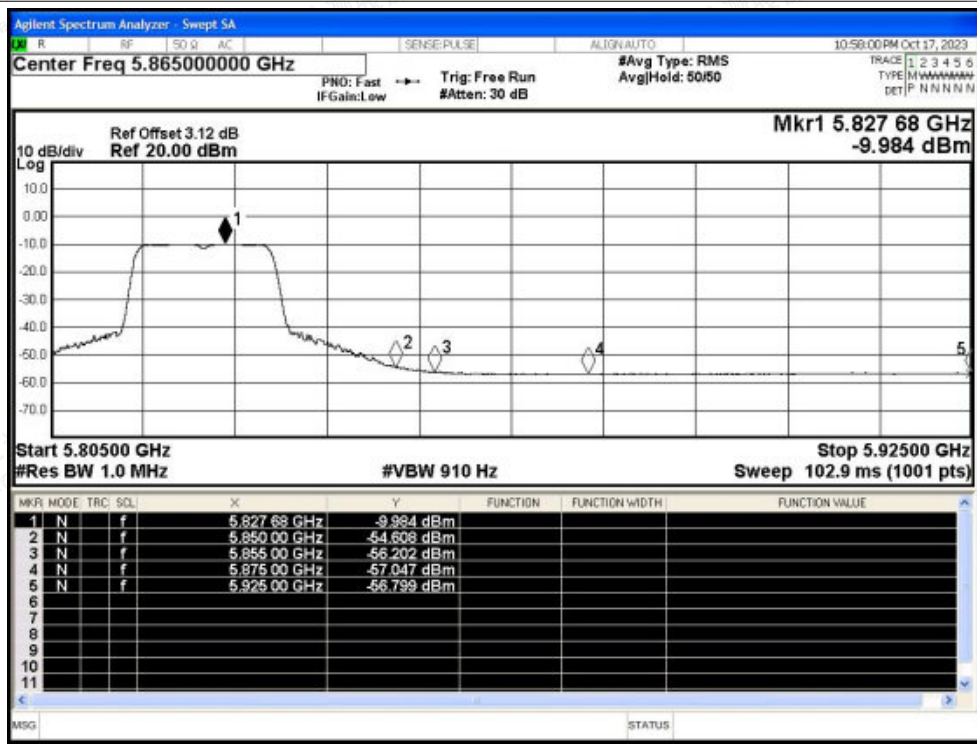




Restrict Band NVNT ac20 5825MHz Ant1 Peak

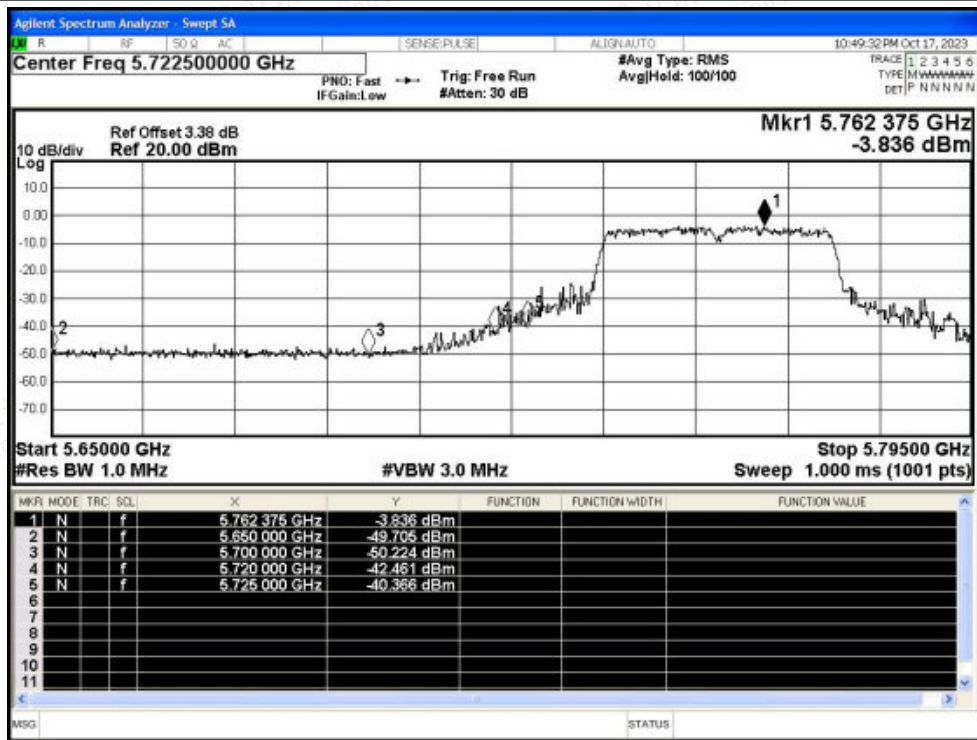


Restrict Band NVNT ac20 5825MHz Ant1 Average

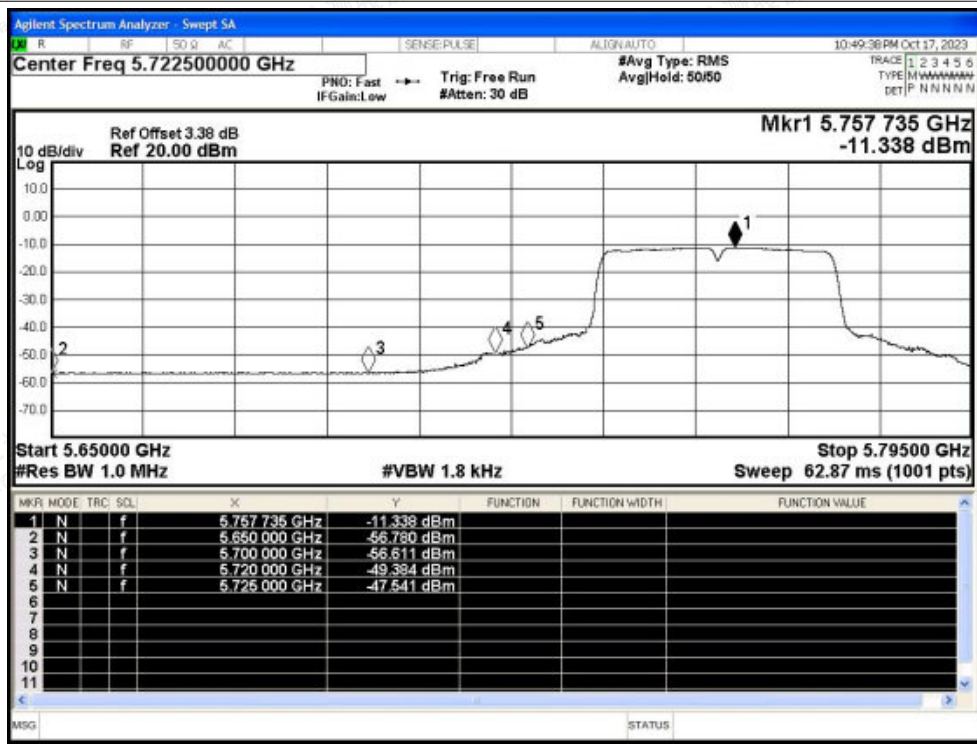




Restrict Band NVNT ac40 5755MHz Ant1 Peak

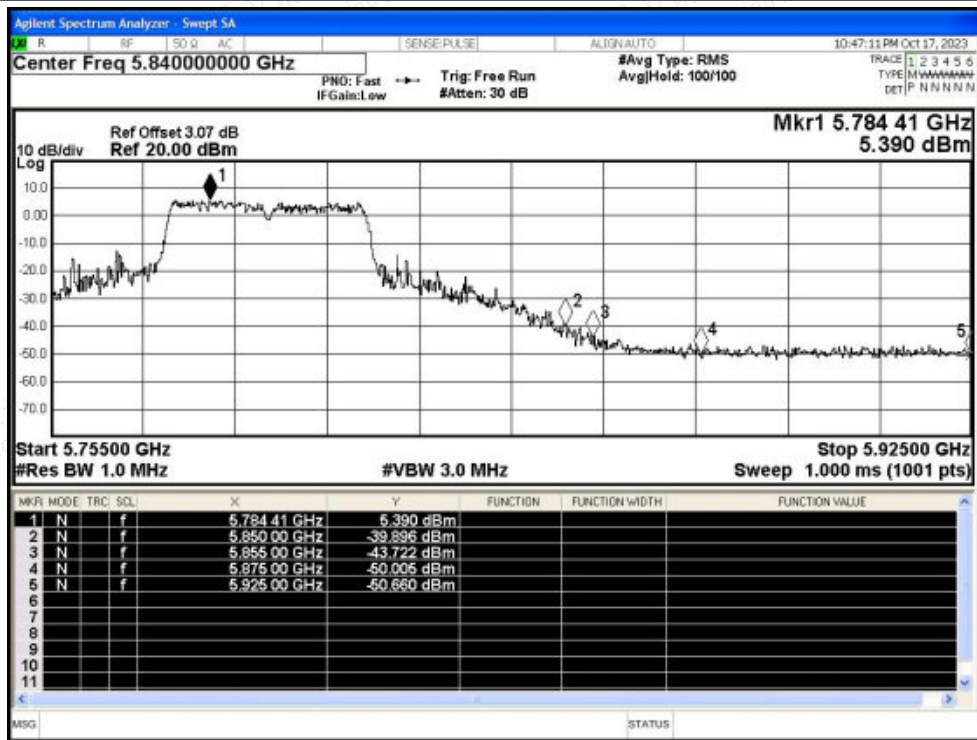


Restrict Band NVNT ac40 5755MHz Ant1 Average

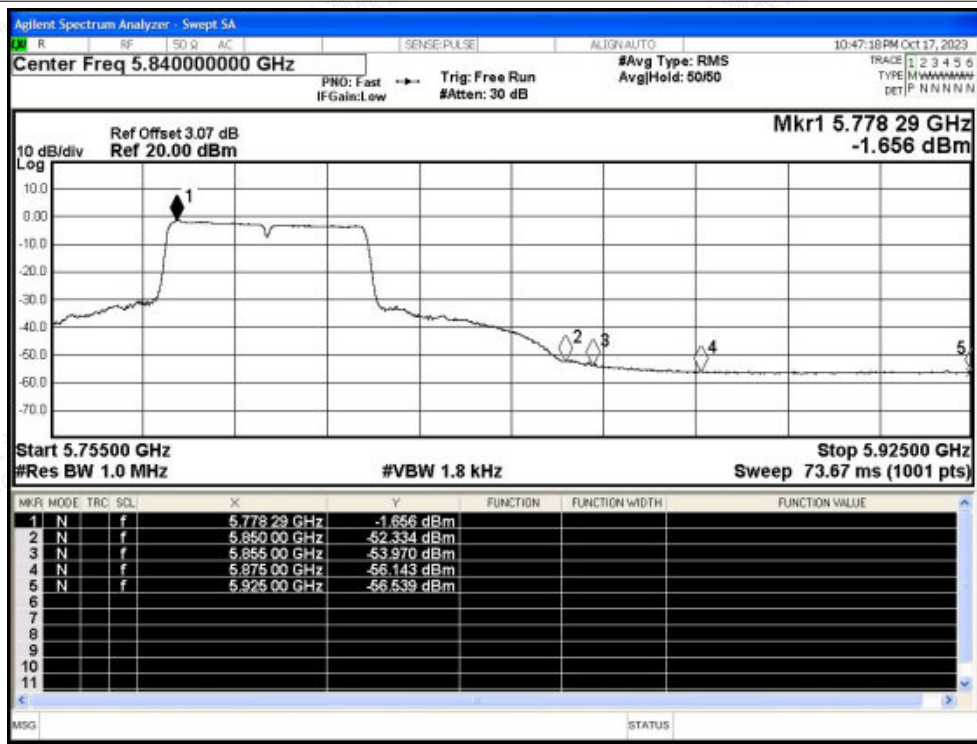




Restrict Band NVNT ac40 5795MHz Ant1 Peak

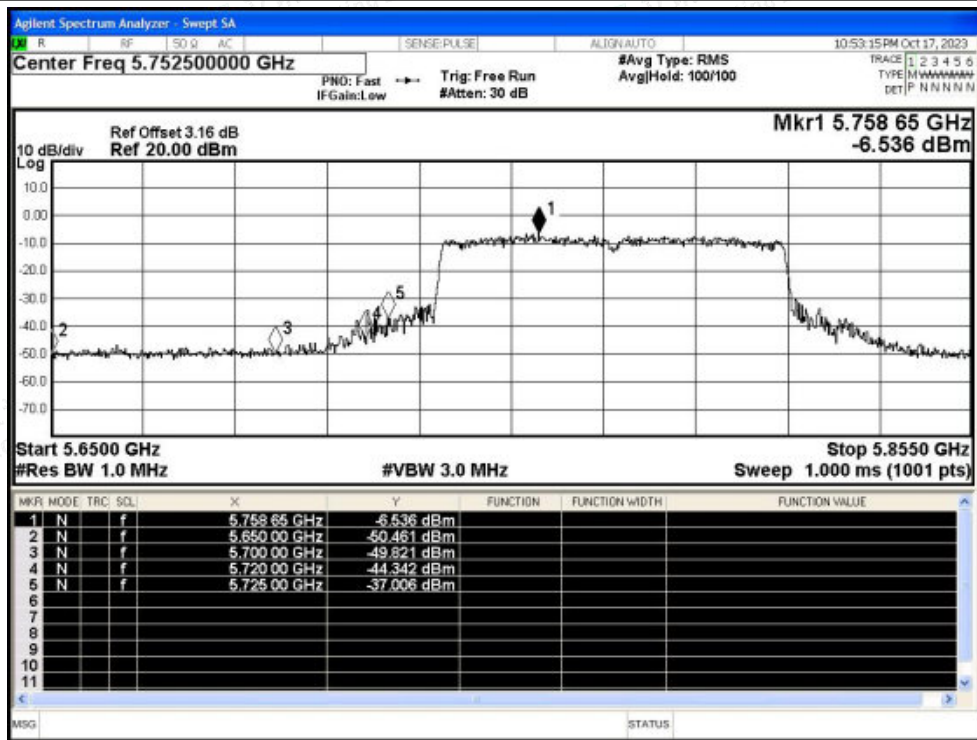


Restrict Band NVNT ac40 5795MHz Ant1 Average

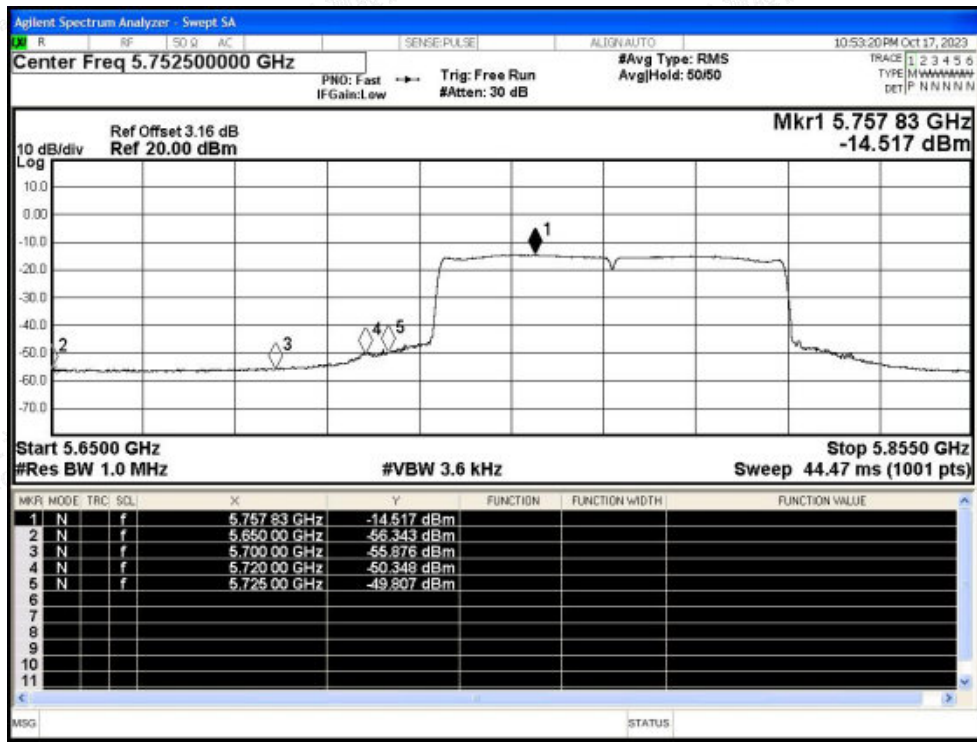




Restrict Band NVNT ac80 5775MHz Ant1 Peak

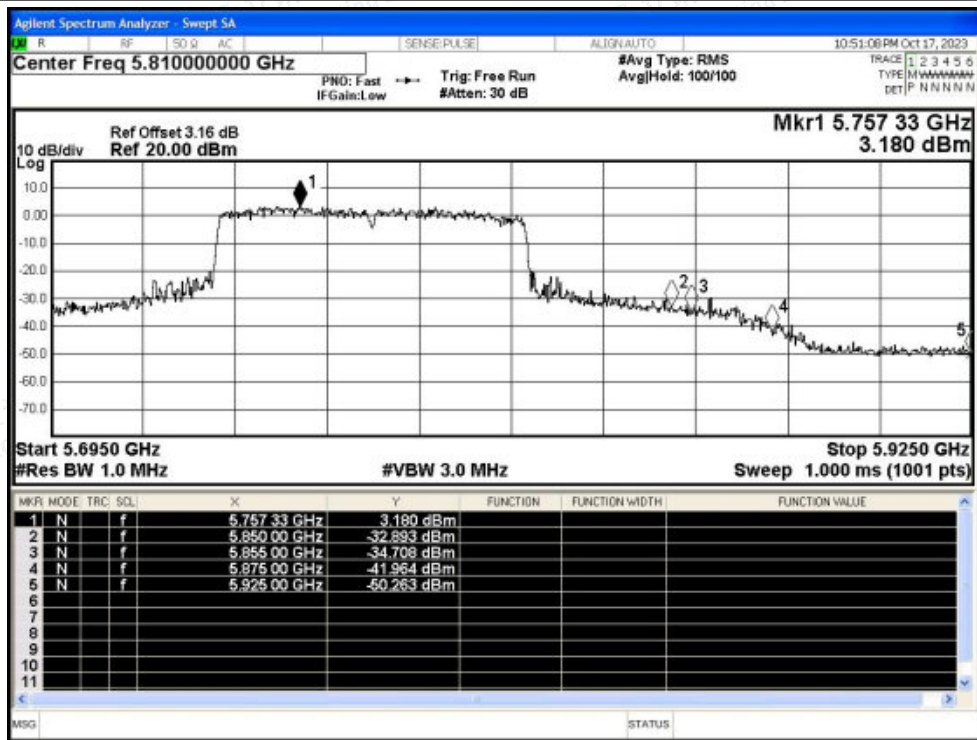


Restrict Band NVNT ac80 5775MHz Ant1 Average





Restrict Band NVNT ac80 5775MHz Ant1 Peak



Restrict Band NVNT ac80 5775MHz Ant1 Average

