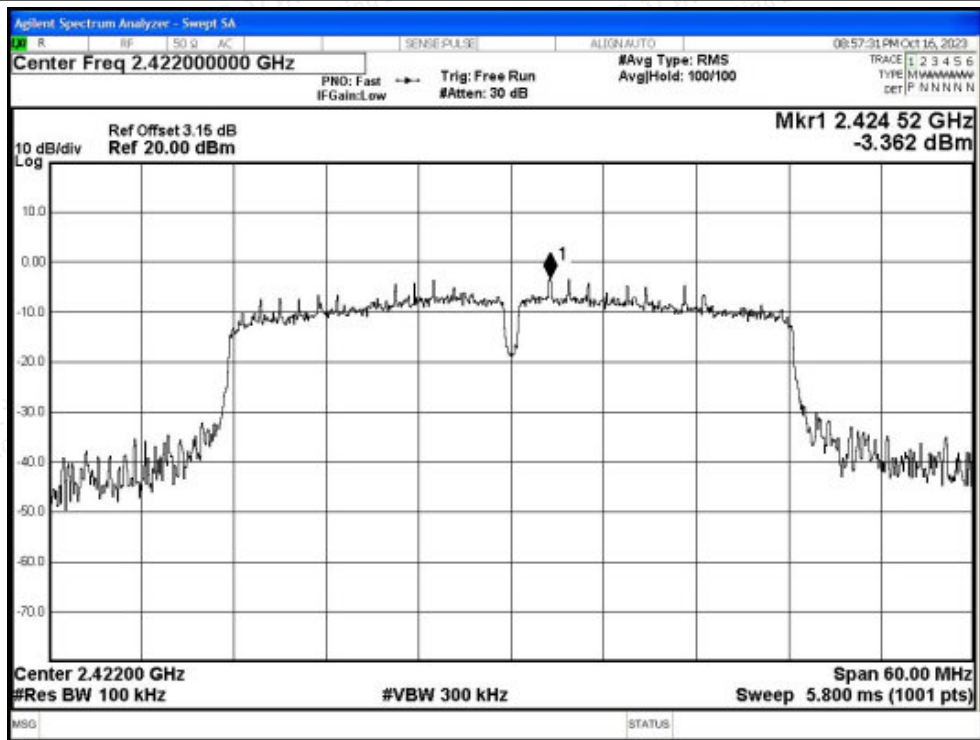
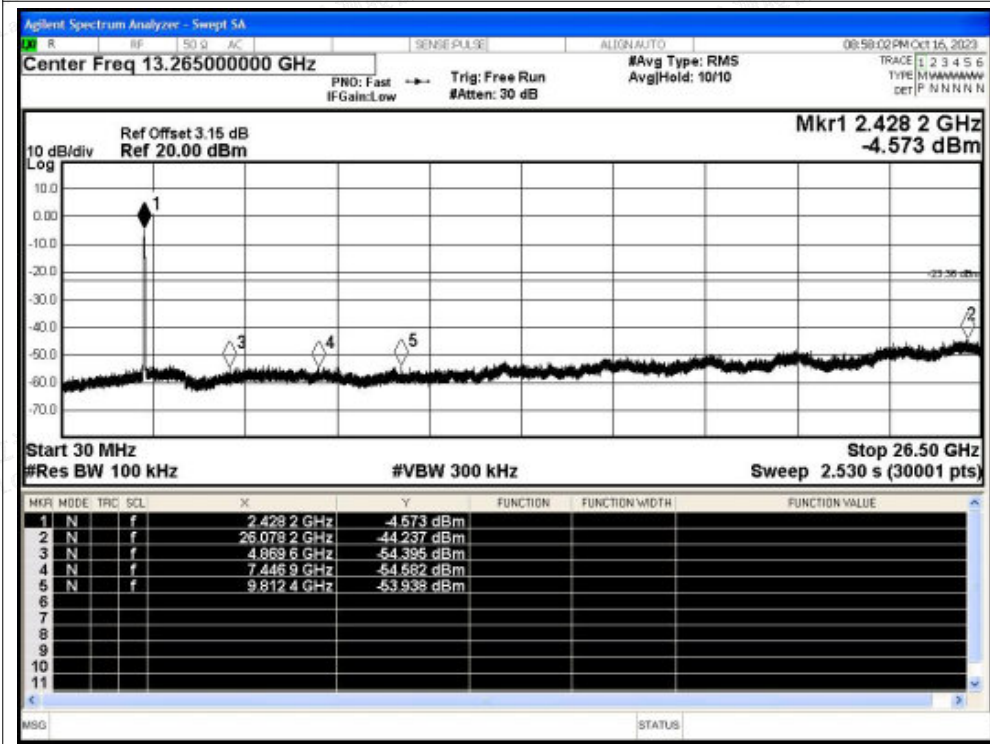




Tx. Spurious NVNT n40 2422MHz Ant1 Ref

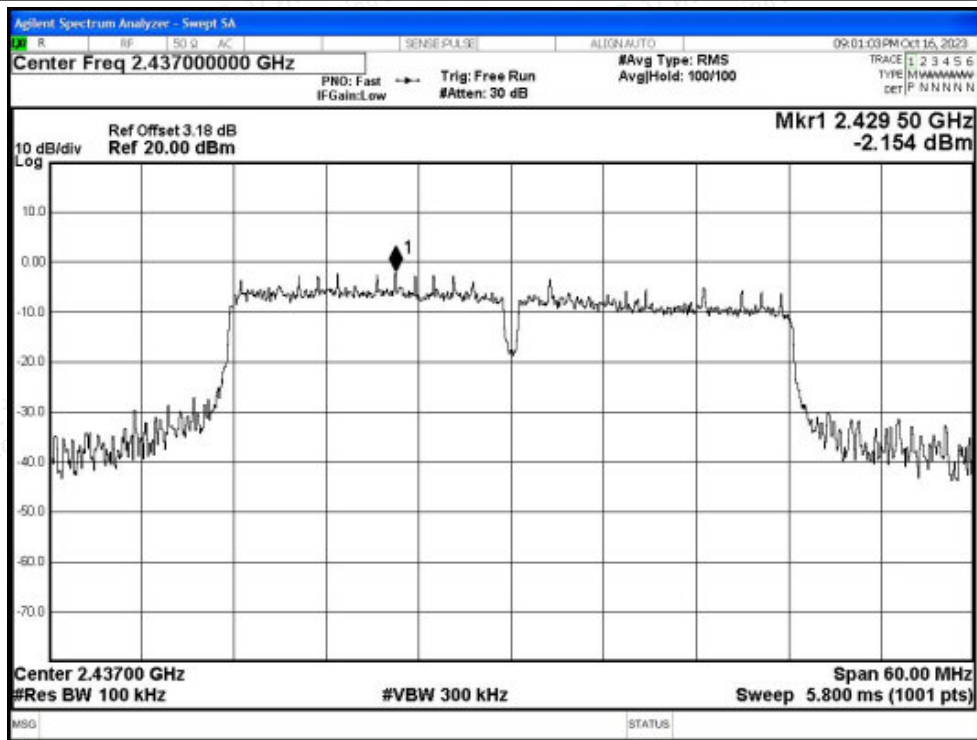


Tx. Spurious NVNT n40 2422MHz Ant1 Emission

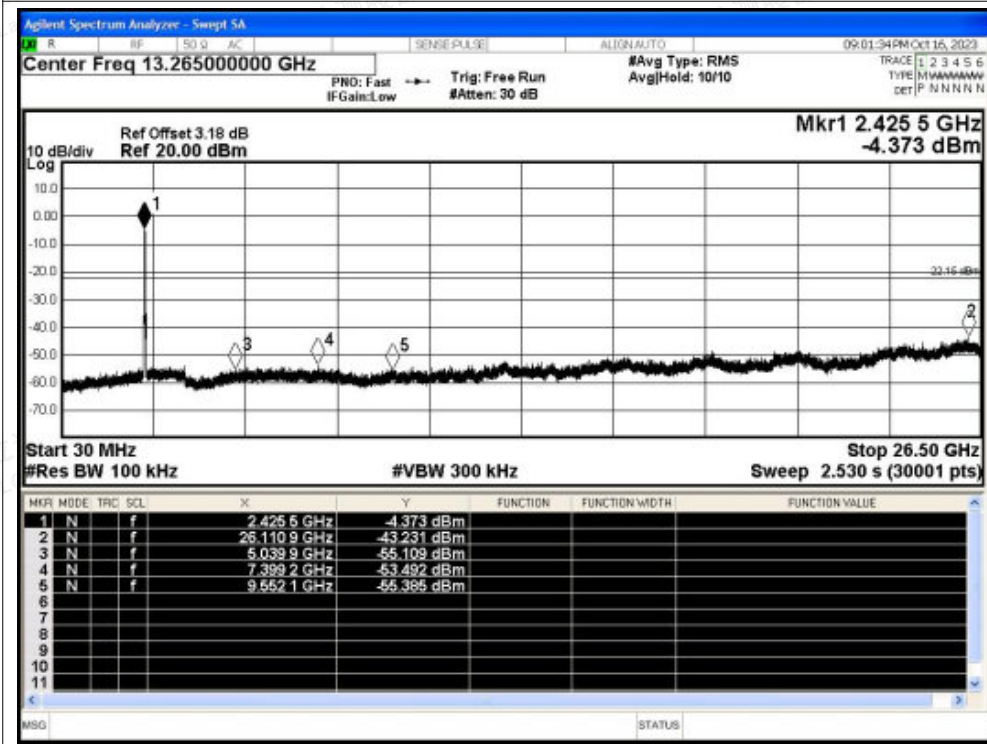




Tx. Spurious NVNT n40 2437MHz Ant1 Ref

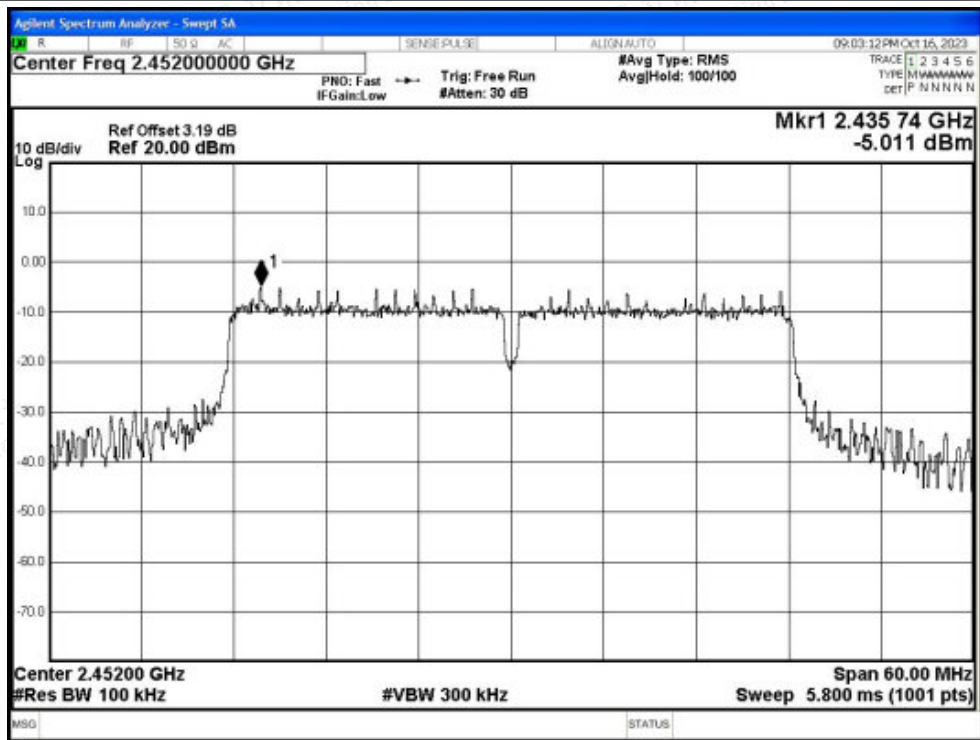


Tx. Spurious NVNT n40 2437MHz Ant1 Emission

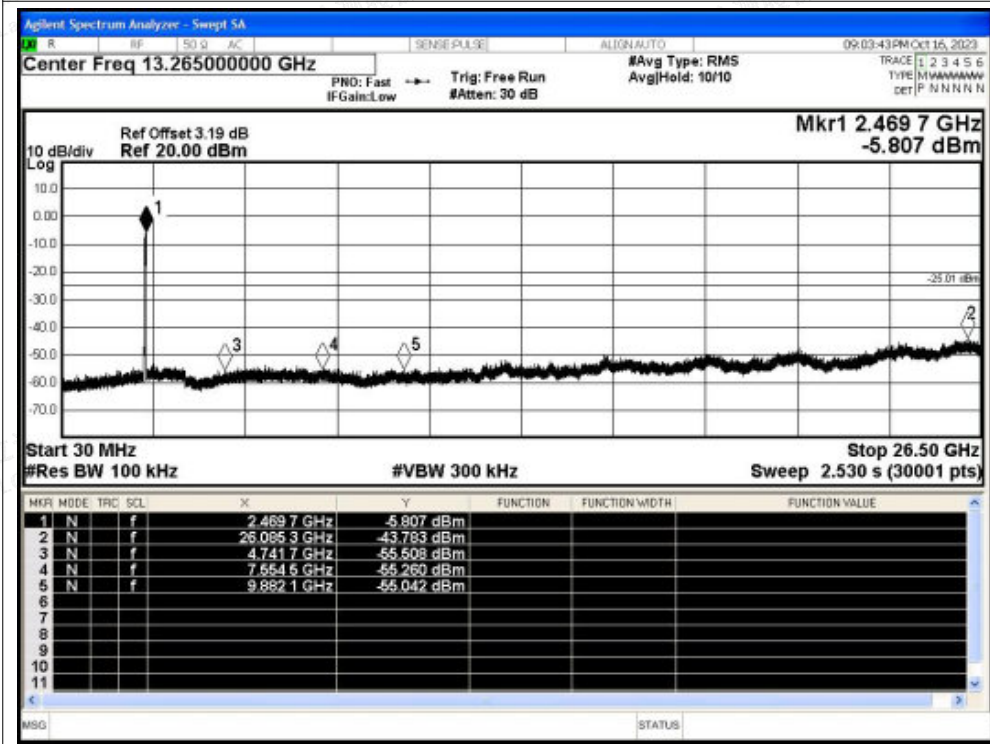




Tx. Spurious NVNT n40 2452MHz Ant1 Ref



Tx. Spurious NVNT n40 2452MHz Ant1 Emission





Condition	Mode	Frequency (MHz)	Antenna	Max Value (dBc)	Limit (dBc)	Verdict
NVNT	b	2412	Ant2	-46.82	-20	Pass
NVNT	b	2437	Ant2	-46.63	-20	Pass
NVNT	b	2462	Ant2	-43.79	-20	Pass
NVNT	g	2412	Ant2	-44.17	-20	Pass
NVNT	g	2437	Ant2	-43.72	-20	Pass
NVNT	g	2462	Ant2	-43.72	-20	Pass
NVNT	n20	2412	Ant2	-44.79	-20	Pass
NVNT	n20	2437	Ant2	-43.8	-20	Pass
NVNT	n20	2462	Ant2	-40.78	-20	Pass
NVNT	n40	2422	Ant2	-41.5	-20	Pass
NVNT	n40	2437	Ant2	-40.05	-20	Pass
NVNT	n40	2452	Ant2	-38.15	-20	Pass

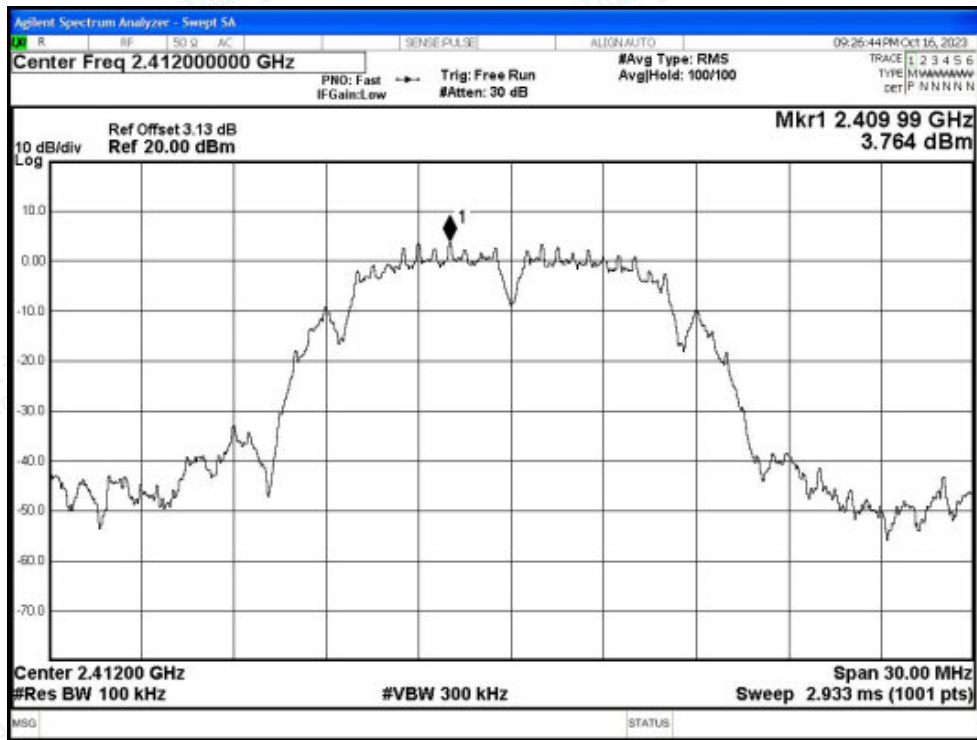


Shenzhen LCS Compliance Testing Laboratory Ltd.  
Add: 101, 201 Bldg A & 301 Bldg C, Juji Industrial Park Yabianxueziwei, Shajing Street, Baoan District, Shenzhen, 518000, China  
Tel: +(86) 0755-82591330 | E-mail: webmaster@lcs-cert.com | Web: www.lcs-cert.com  
Scan code to check authenticity

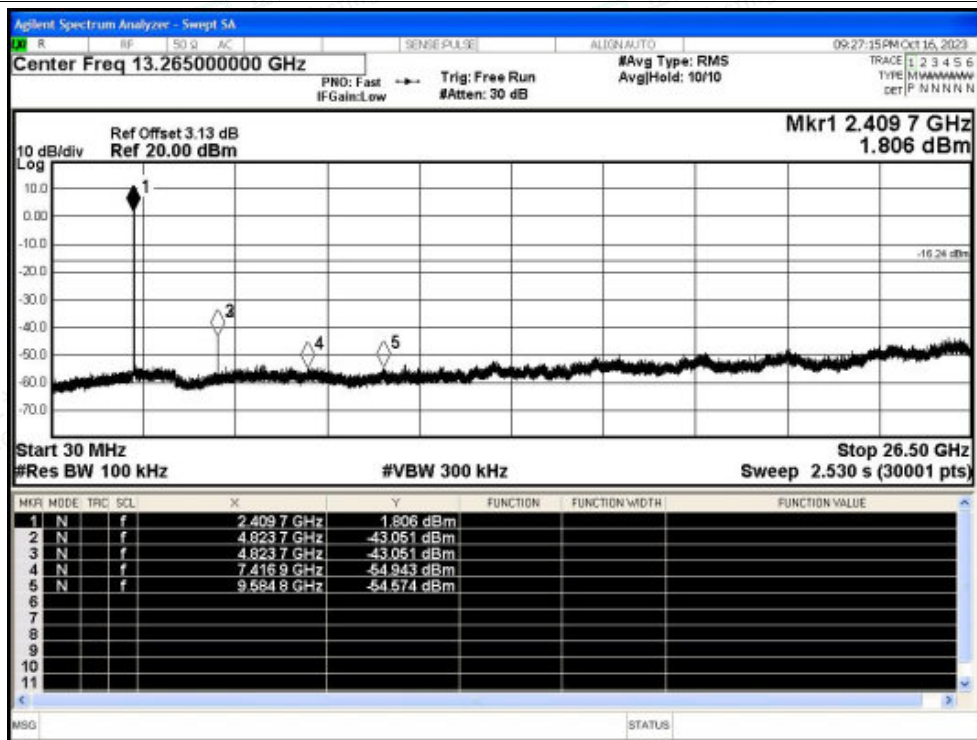


Test Graphs

Tx. Spurious NVNT b 2412MHz Ant2 Ref

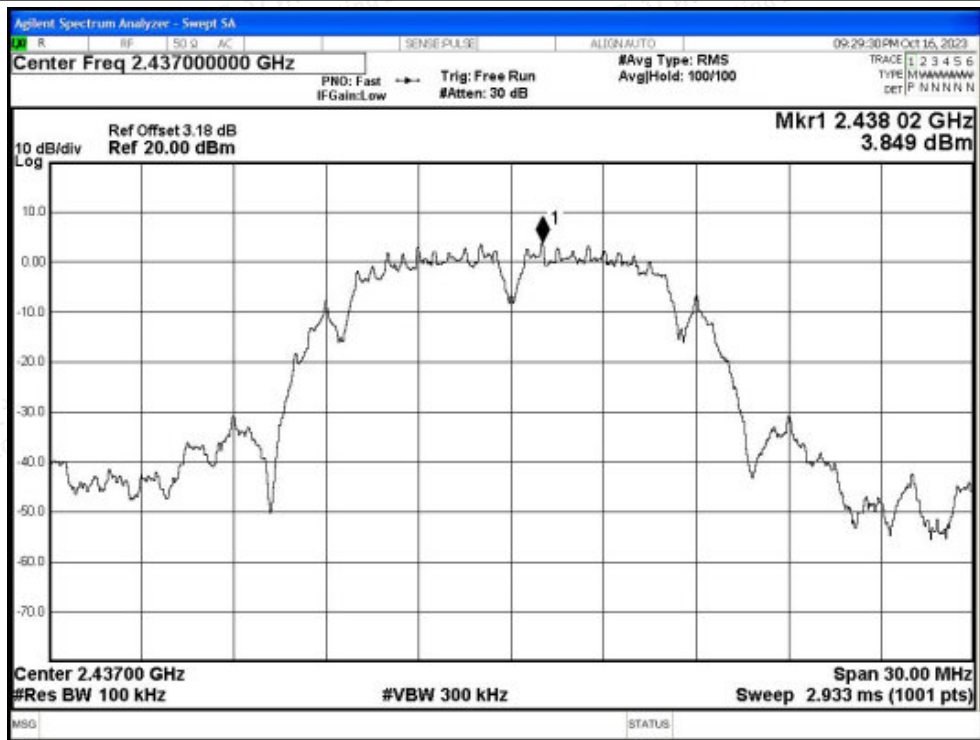


Tx. Spurious NVNT b 2412MHz Ant2 Emission

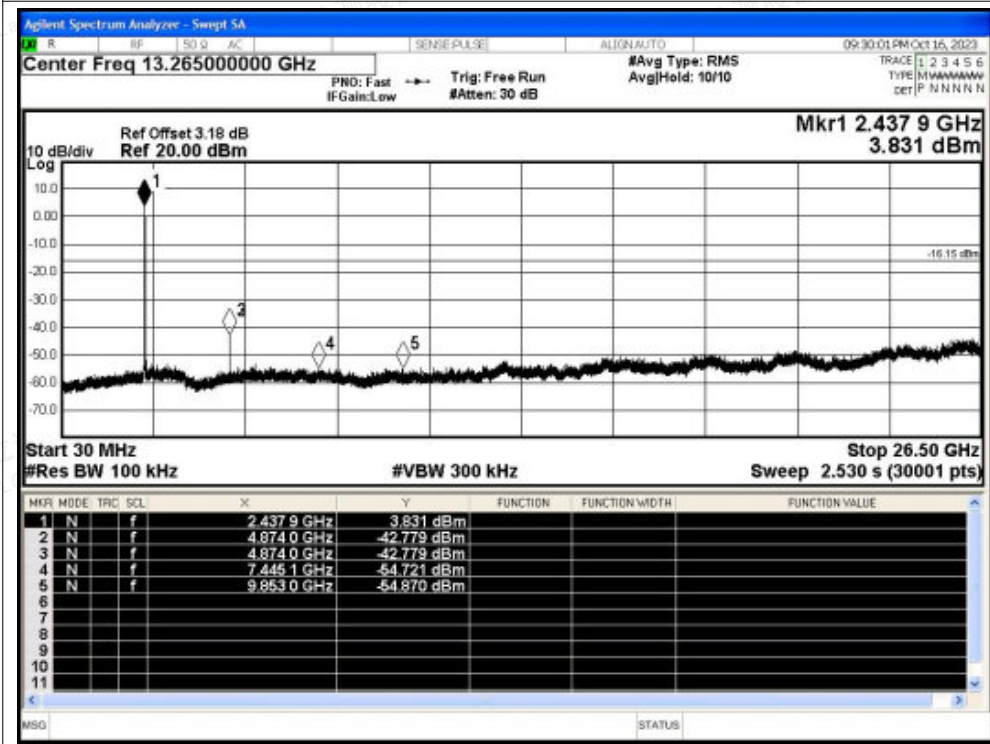




Tx. Spurious NVNT b 2437MHz Ant2 Ref

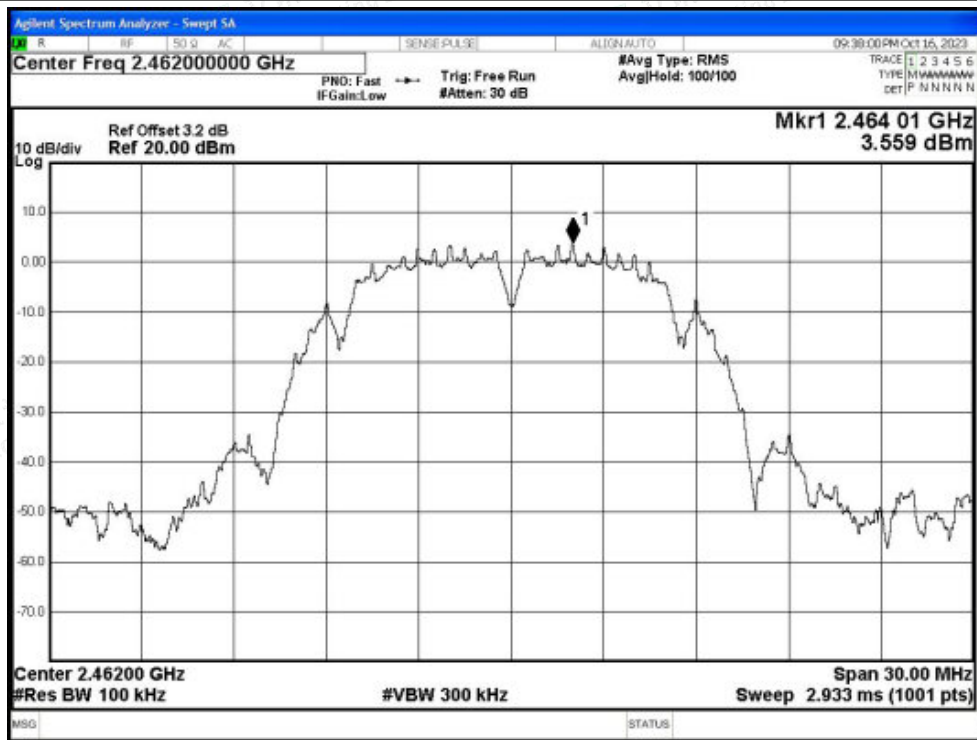


Tx. Spurious NVNT b 2437MHz Ant2 Emission

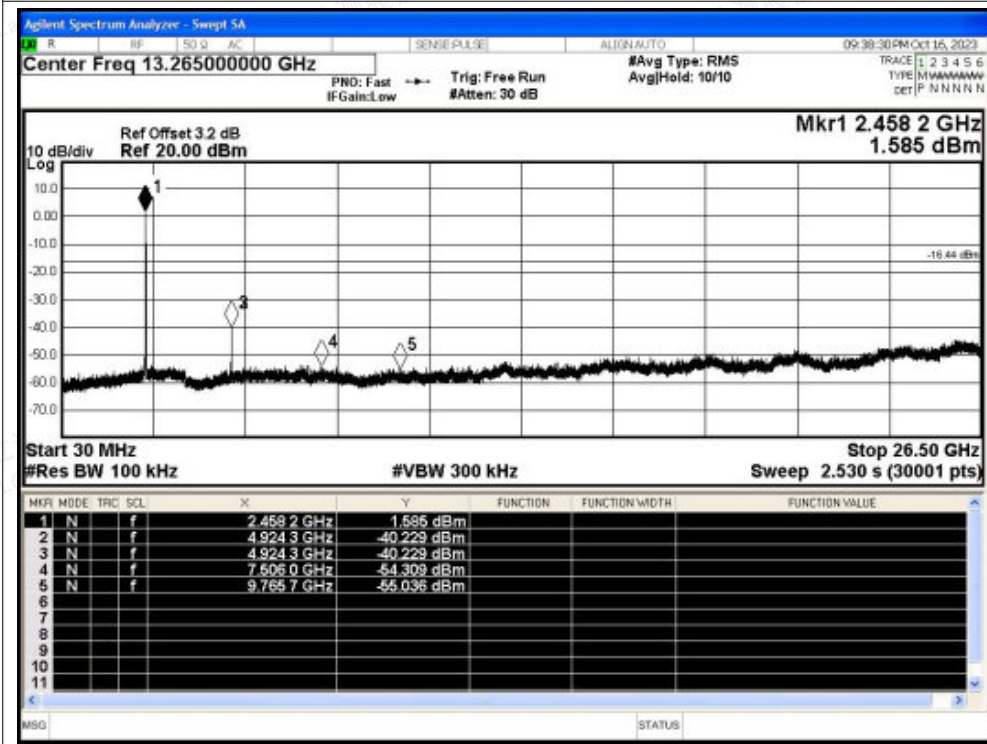




Tx. Spurious NVNT b 2462MHz Ant2 Ref

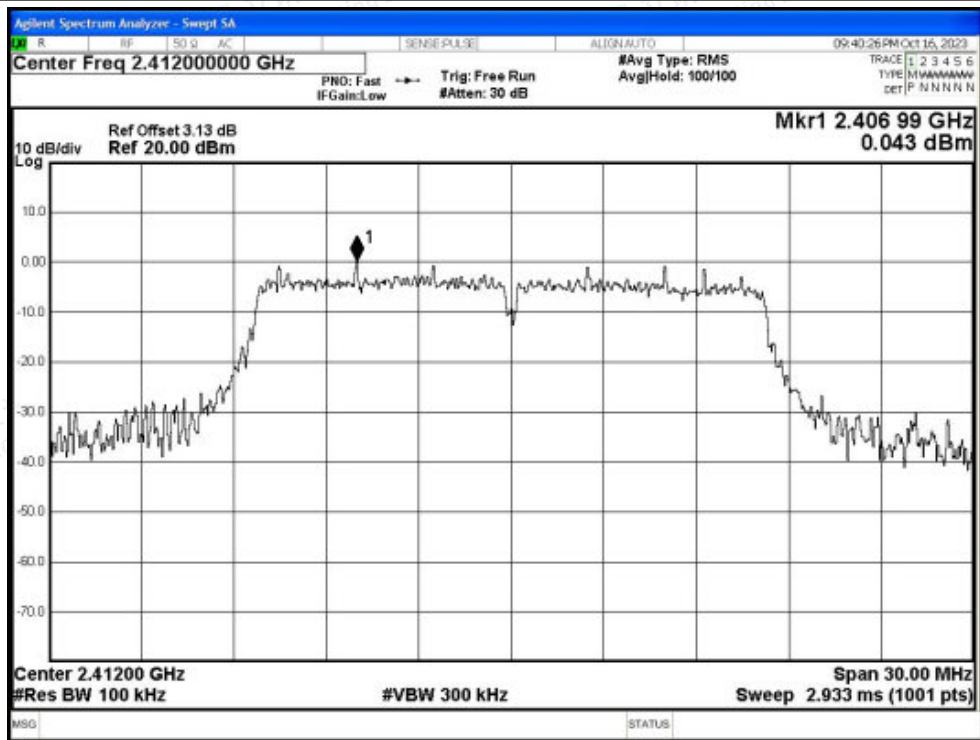


Tx. Spurious NVNT b 2462MHz Ant2 Emission

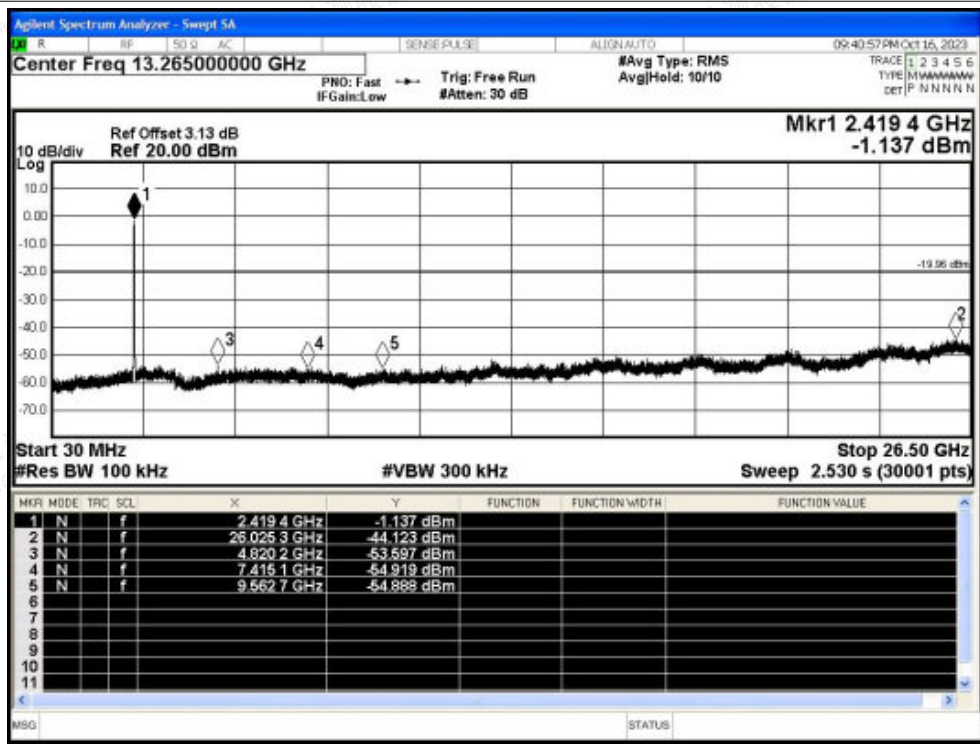




Tx. Spurious NVNT g 2412MHz Ant2 Ref



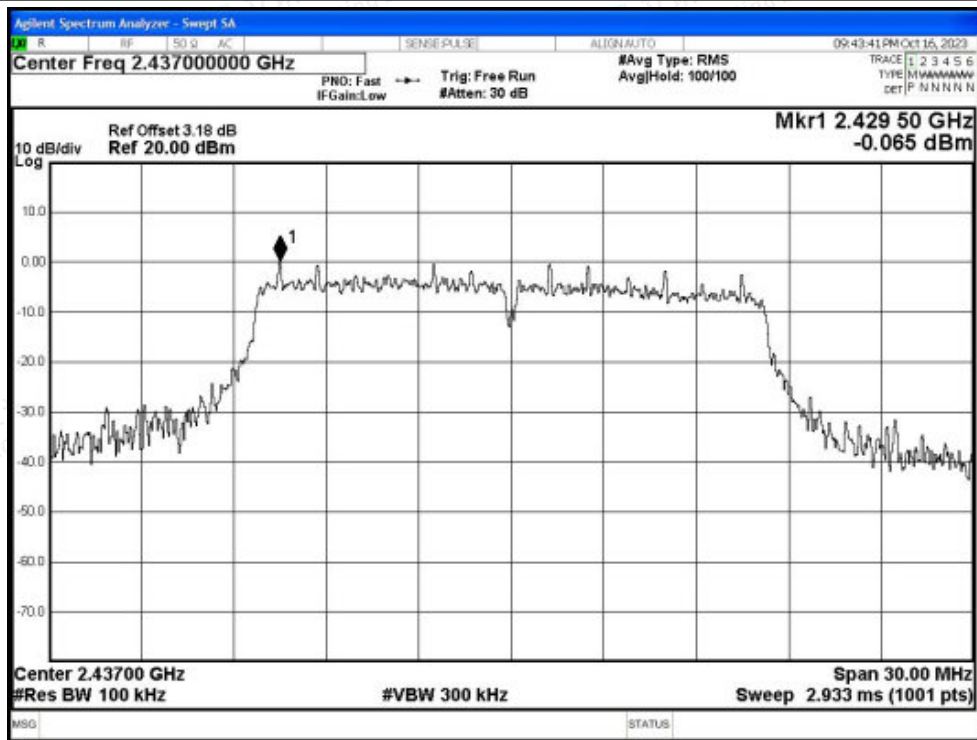
Tx. Spurious NVNT g 2412MHz Ant2 Emission



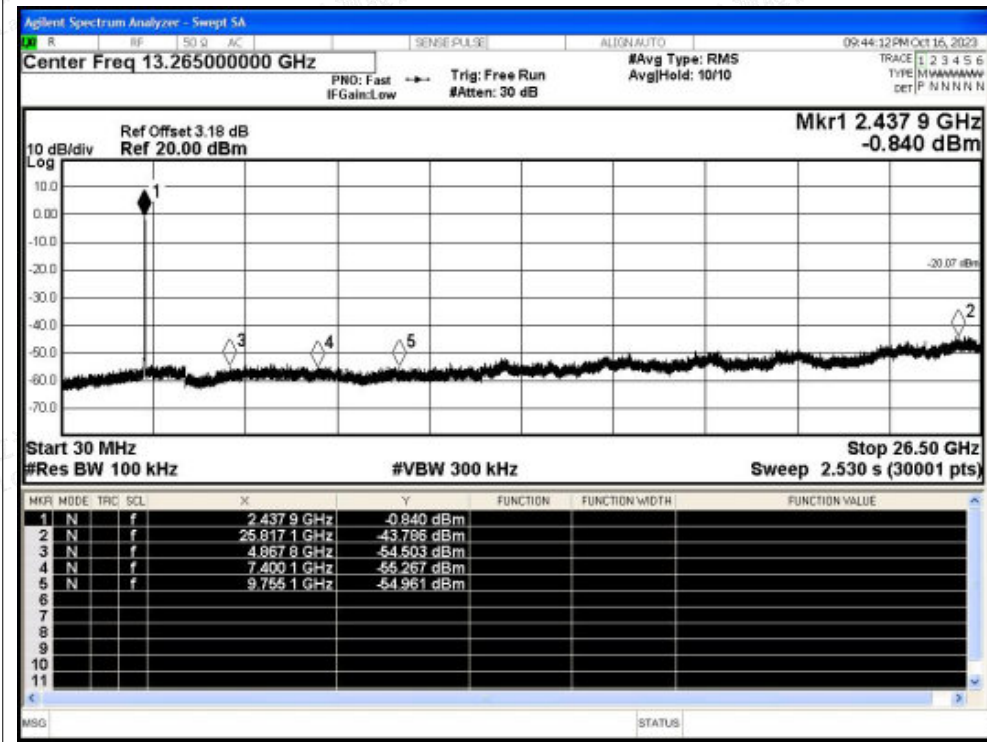




Tx. Spurious NVNT g 2437MHz Ant2 Ref

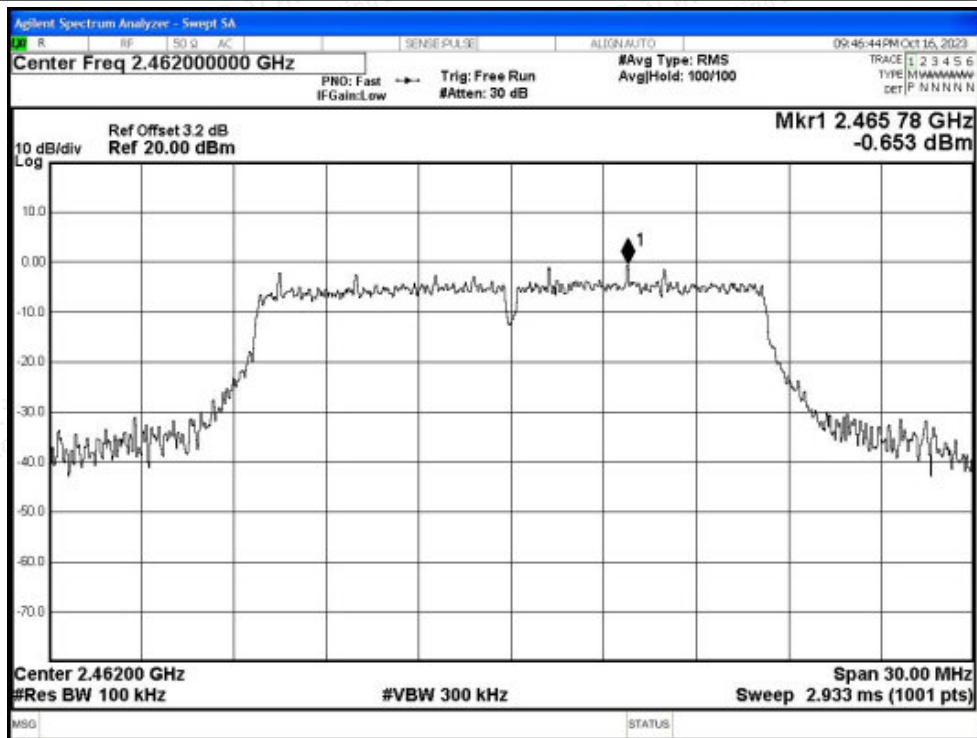


Tx. Spurious NVNT g 2437MHz Ant2 Emission

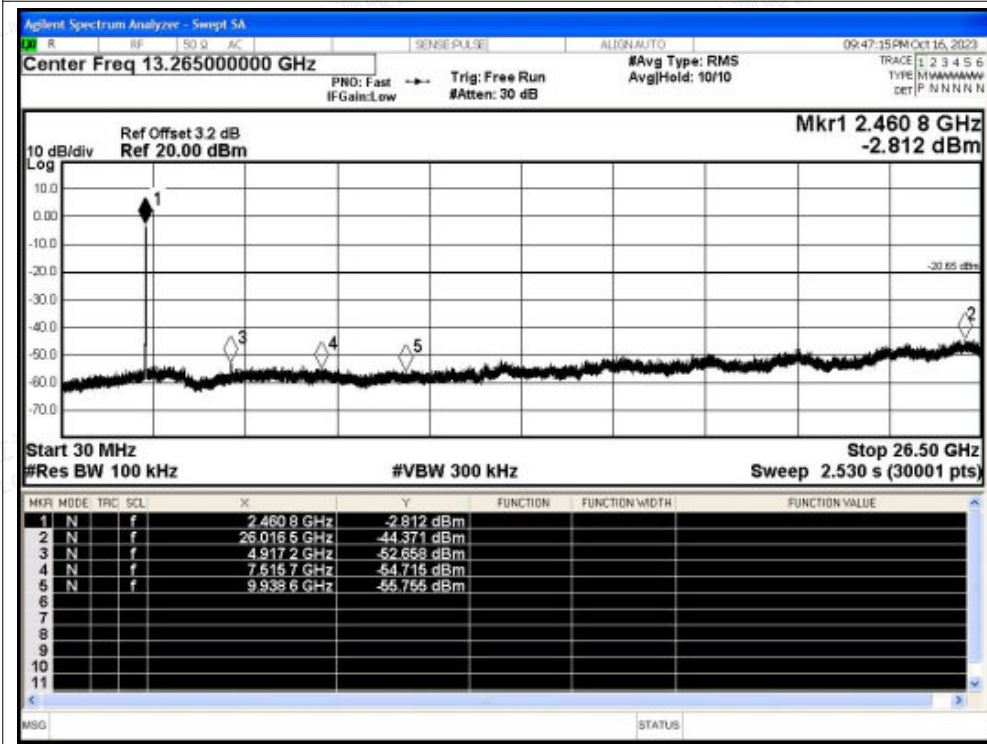




Tx. Spurious NVNT g 2462MHz Ant2 Ref

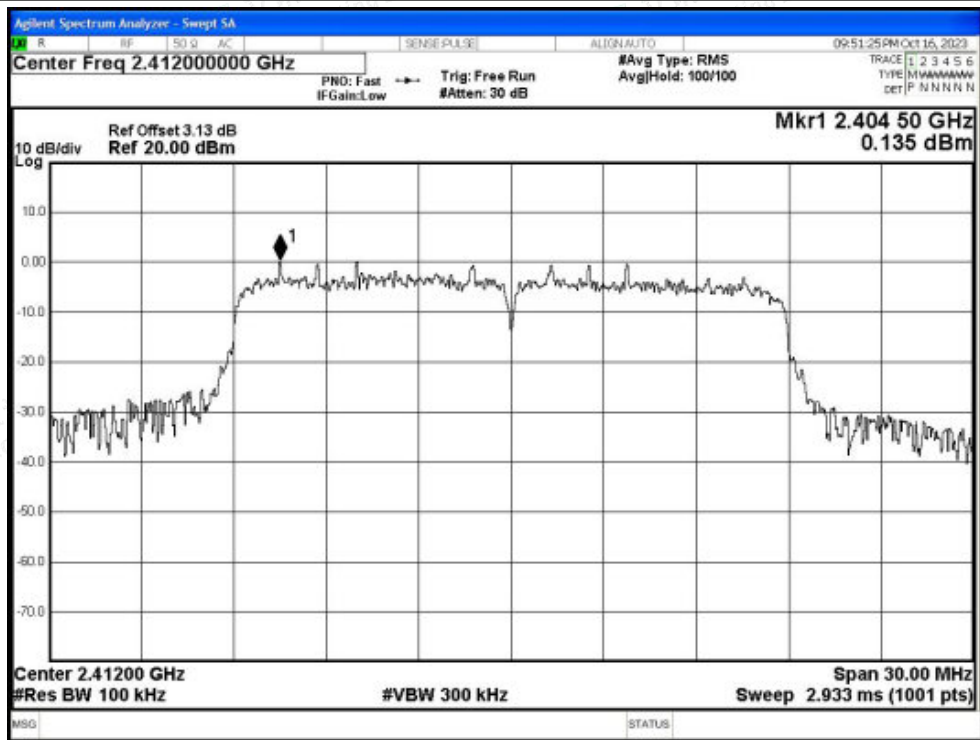


Tx. Spurious NVNT g 2462MHz Ant2 Emission

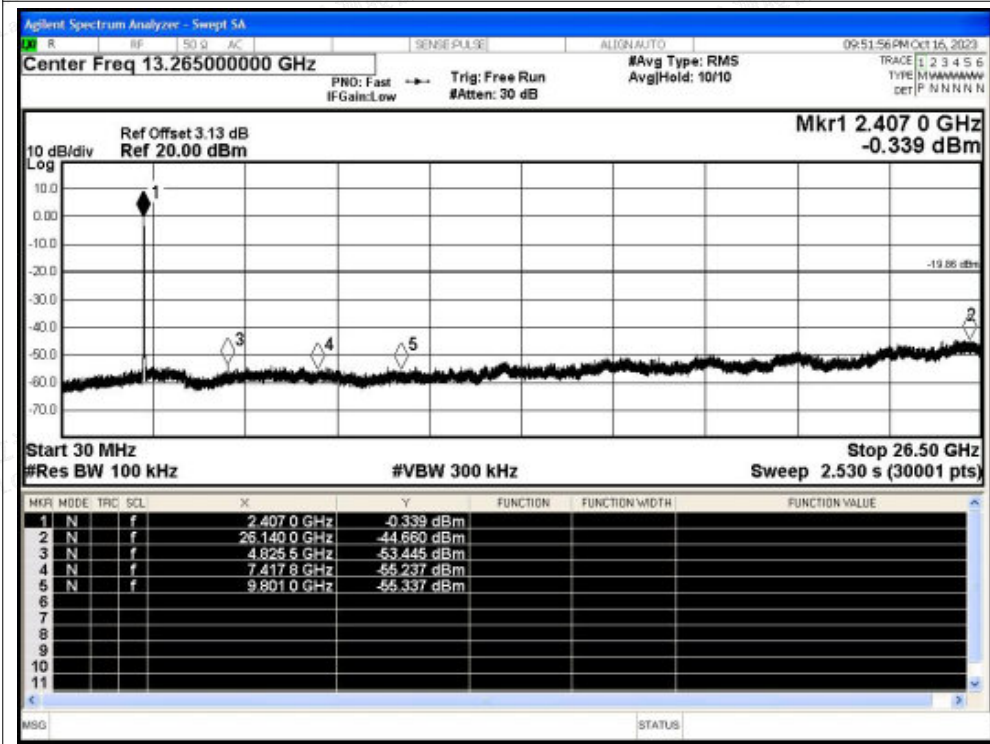




Tx. Spurious NVNT n20 2412MHz Ant2 Ref

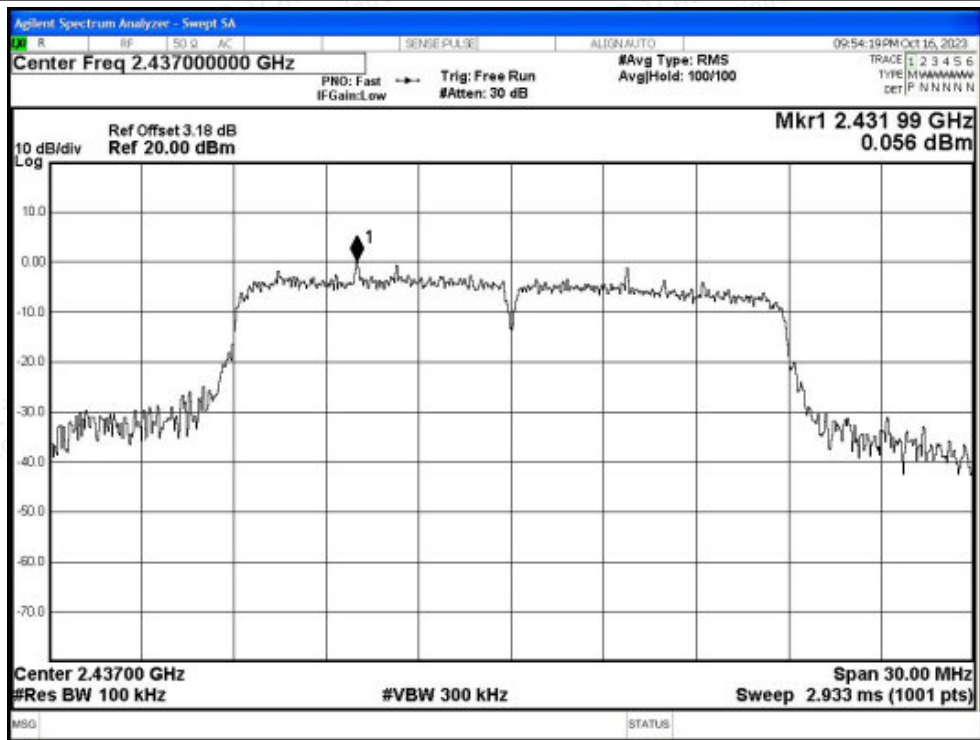


Tx. Spurious NVNT n20 2412MHz Ant2 Emission

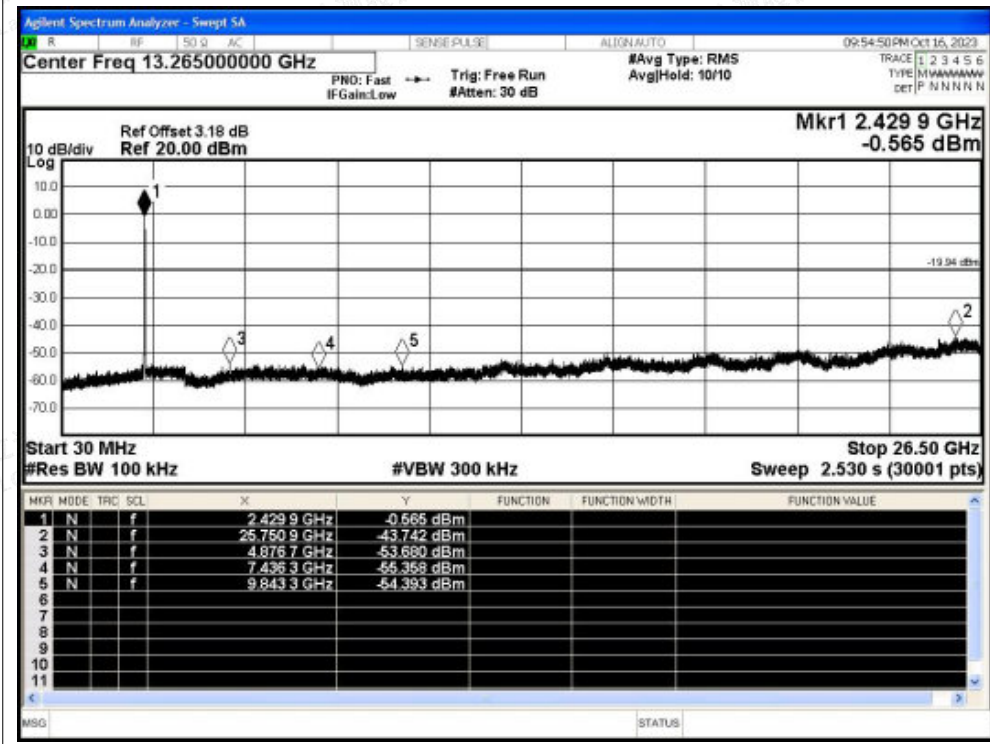




Tx. Spurious NVNT n20 2437MHz Ant2 Ref

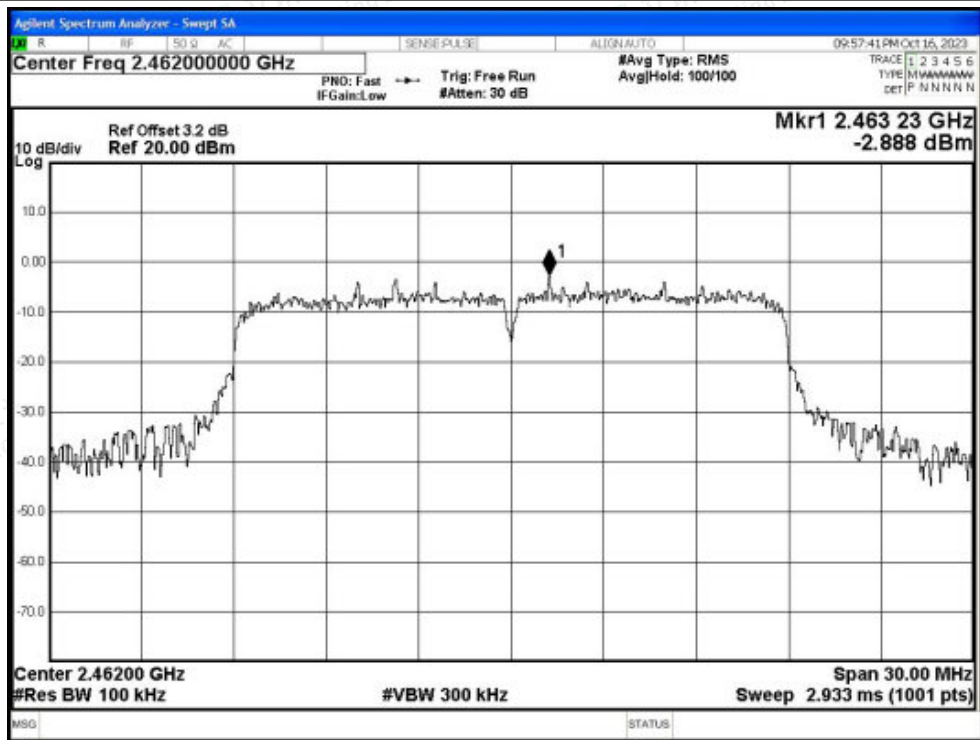


Tx. Spurious NVNT n20 2437MHz Ant2 Emission

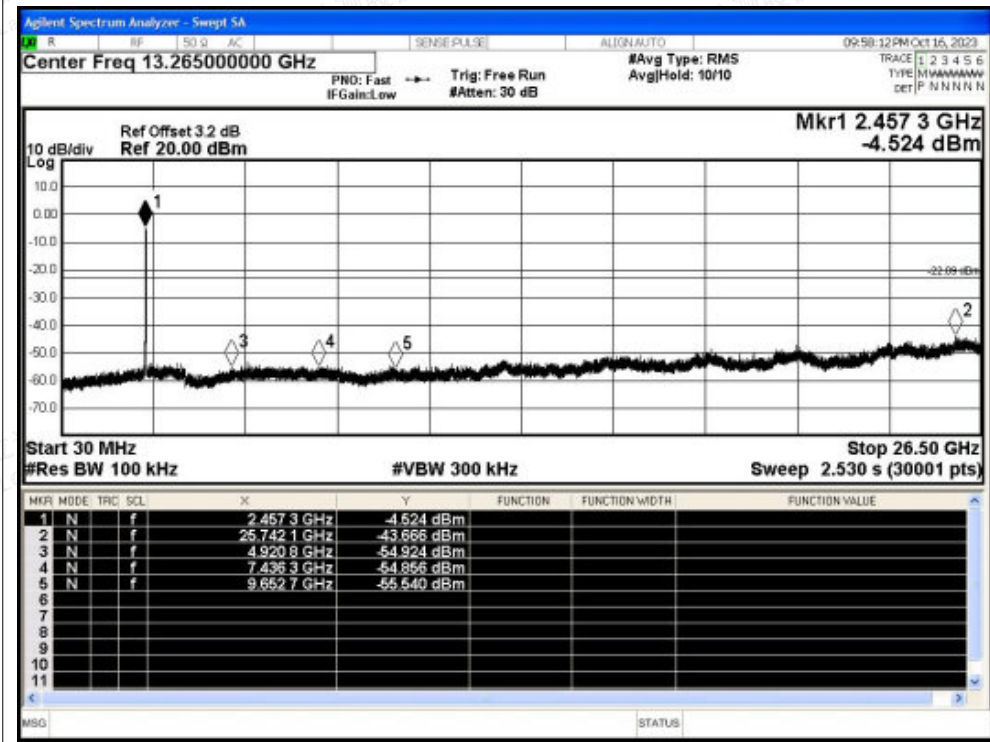




Tx. Spurious NVNT n20 2462MHz Ant2 Ref

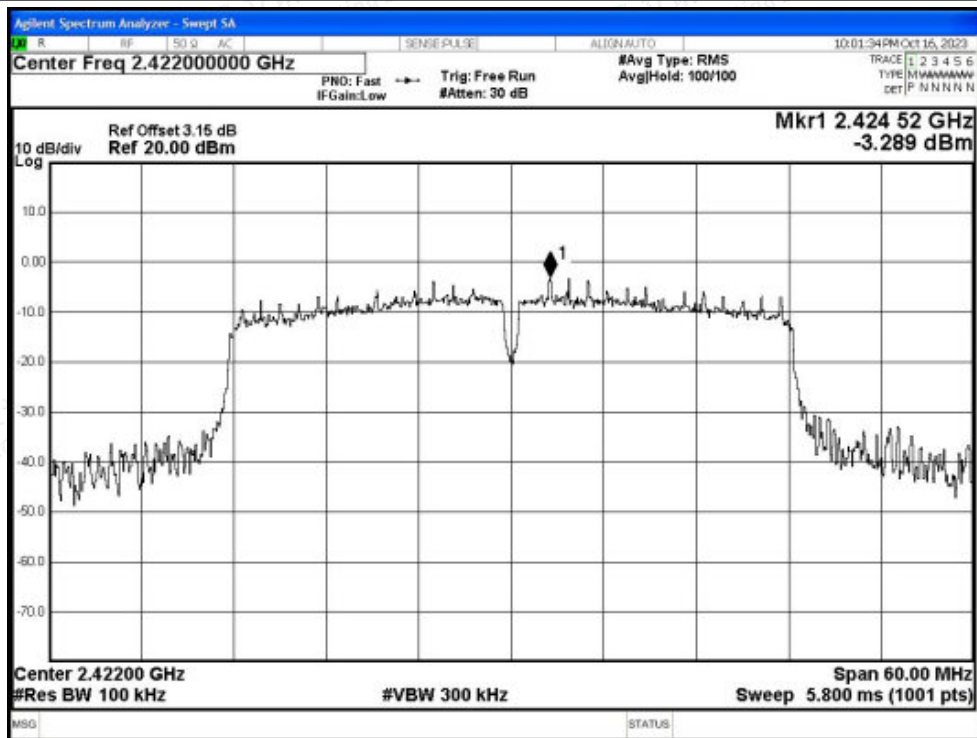


Tx. Spurious NVNT n20 2462MHz Ant2 Emission

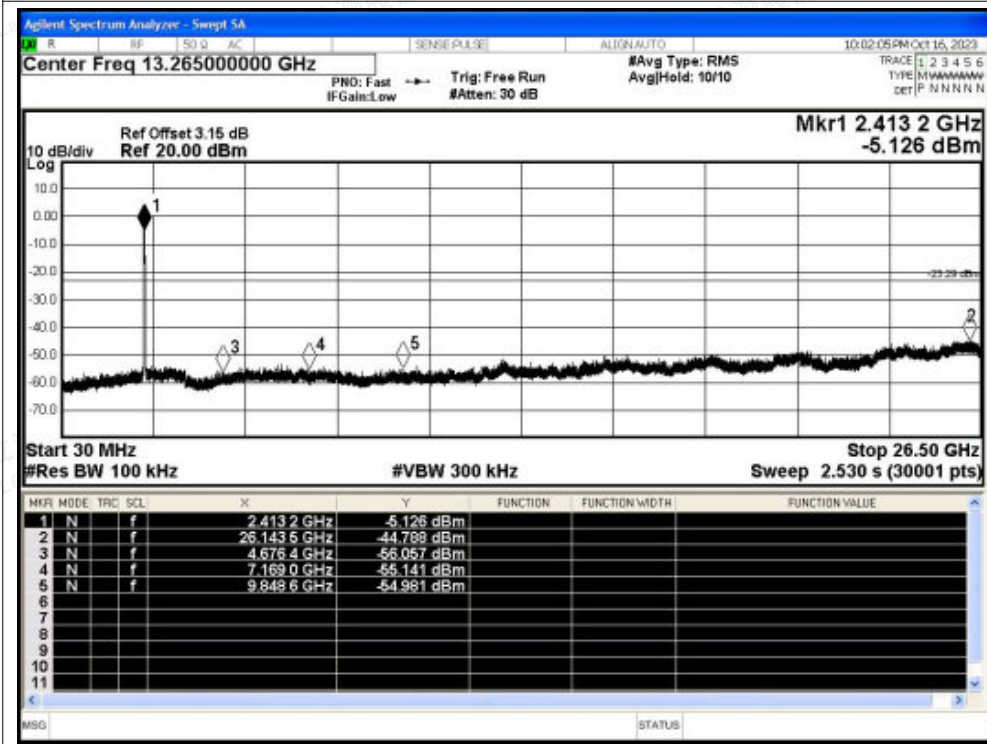




Tx. Spurious NVNT n40 2422MHz Ant2 Ref

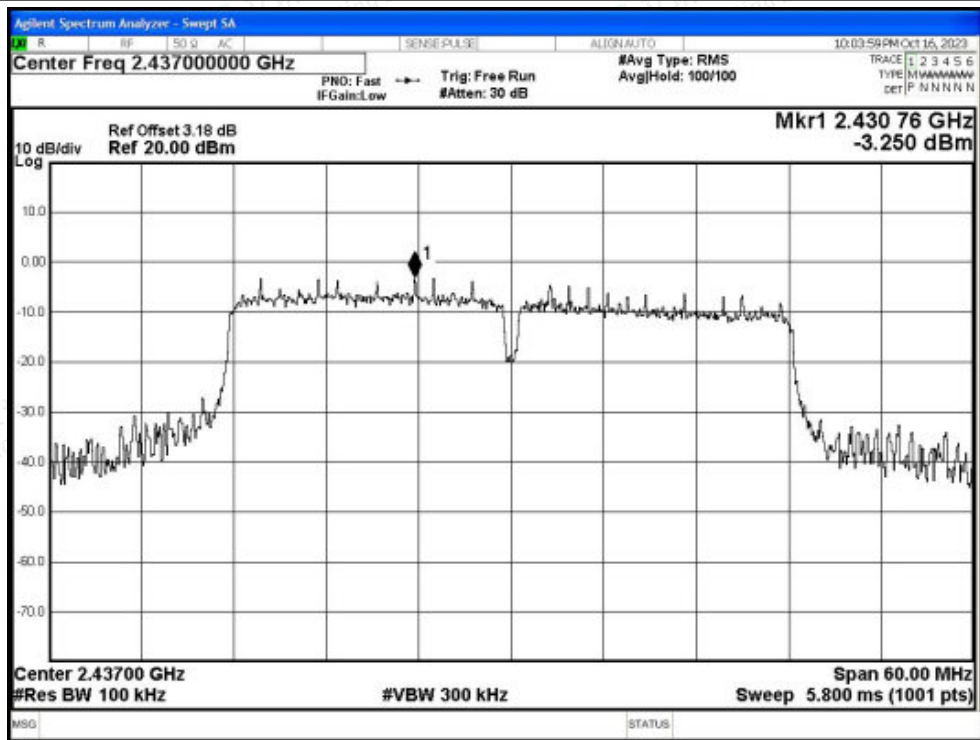


Tx. Spurious NVNT n40 2422MHz Ant2 Emission

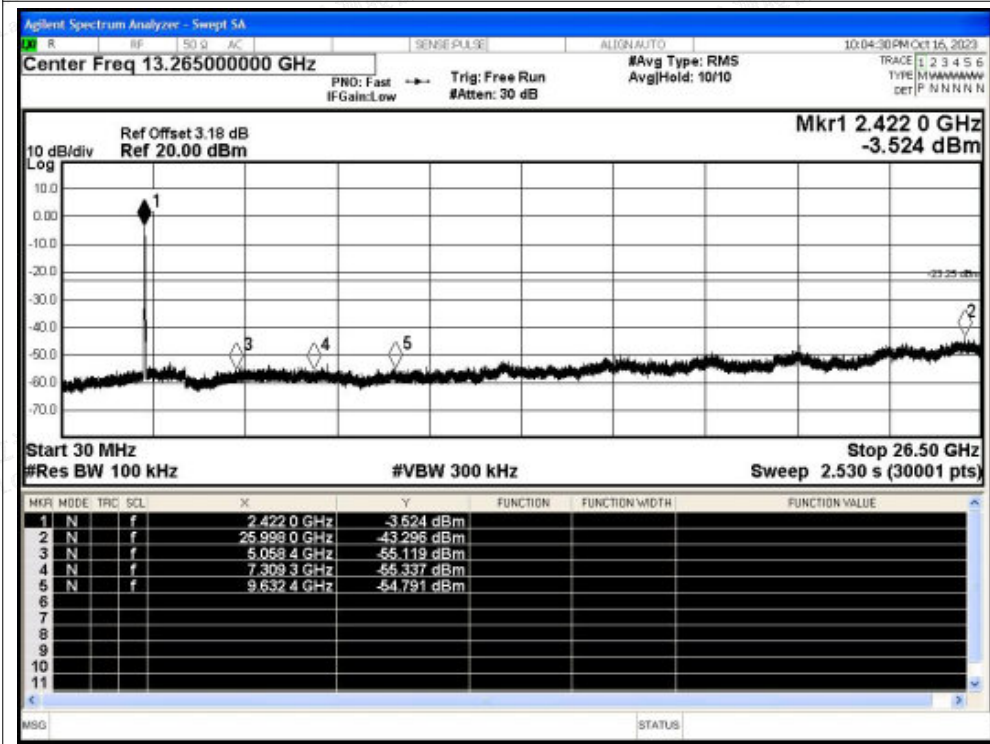




Tx. Spurious NVNT n40 2437MHz Ant2 Ref

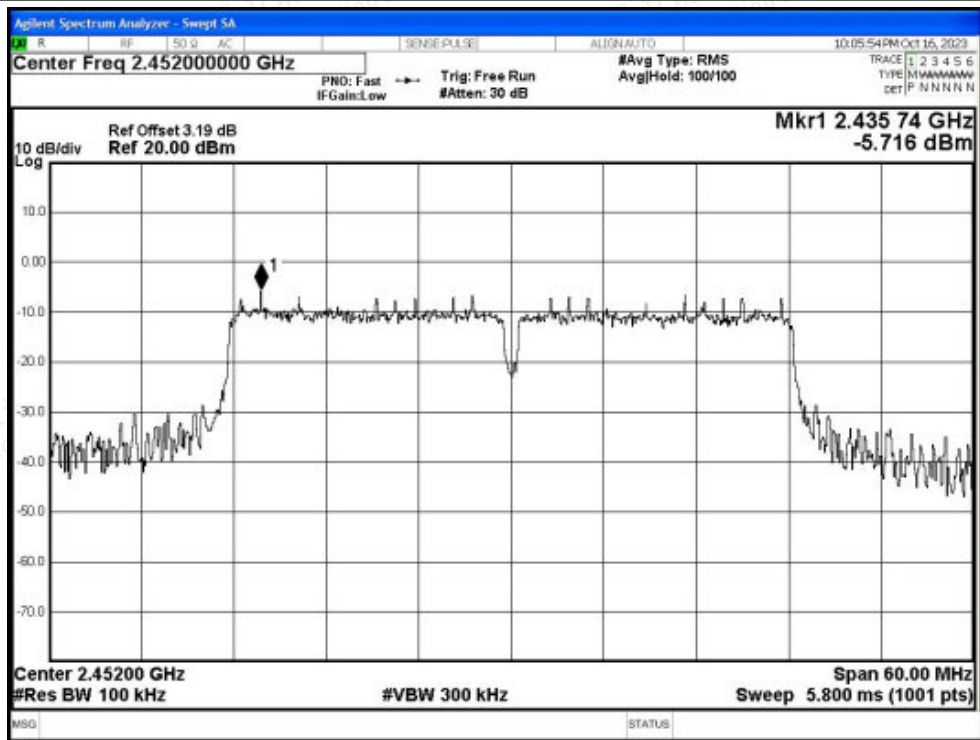


Tx. Spurious NVNT n40 2437MHz Ant2 Emission

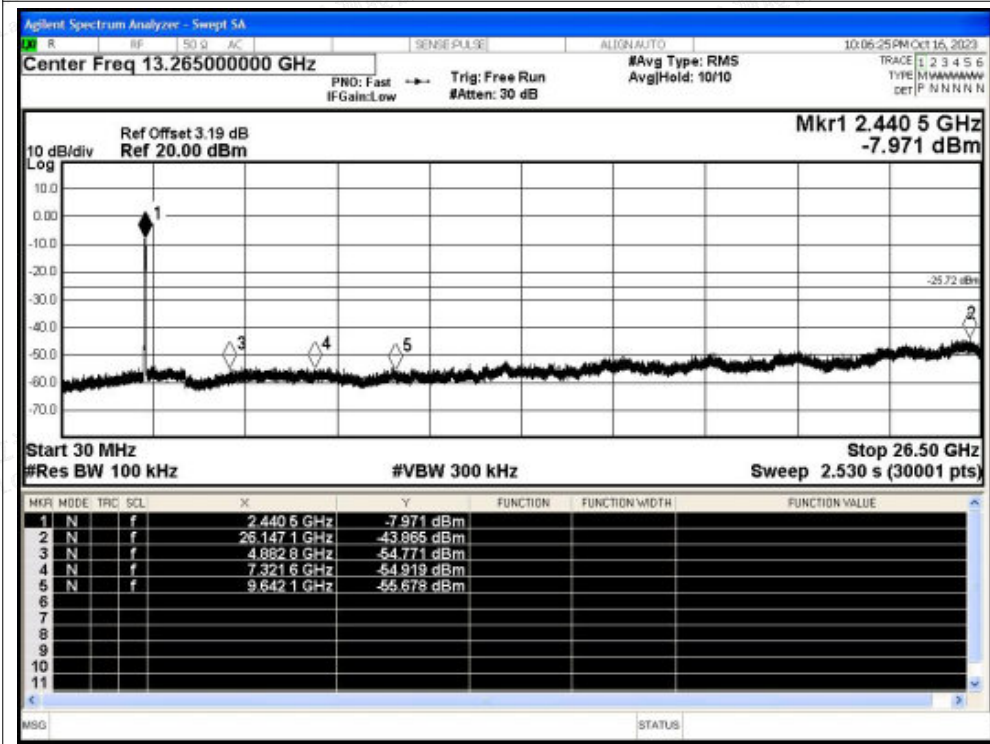




Tx. Spurious NVNT n40 2452MHz Ant2 Ref



Tx. Spurious NVNT n40 2452MHz Ant2 Emission







### B.6 Duty Cycle

Condition	Mode	Frequency (MHz)	Antenna	Duty Cycle (%)	Correction Factor (dB)	1/T (kHz)
NVNT	b	2412	Ant1	97.97	0.09	0.12
NVNT	b	2437	Ant1	97.88	0.09	0.12
NVNT	b	2462	Ant1	97.15	0.13	0.12
NVNT	g	2412	Ant1	88.55	0.53	0.72
NVNT	g	2437	Ant1	89.12	0.5	0.72
NVNT	g	2462	Ant1	88.1	0.55	0.72
NVNT	n20	2412	Ant1	87.22	0.59	0.85
NVNT	n20	2437	Ant1	87.22	0.59	0.85
NVNT	n20	2462	Ant1	86.56	0.63	0.85
NVNT	n40	2422	Ant1	77.51	1.11	1.71
NVNT	n40	2437	Ant1	75.71	1.21	1.71
NVNT	n40	2452	Ant1	68.69	1.63	1.7

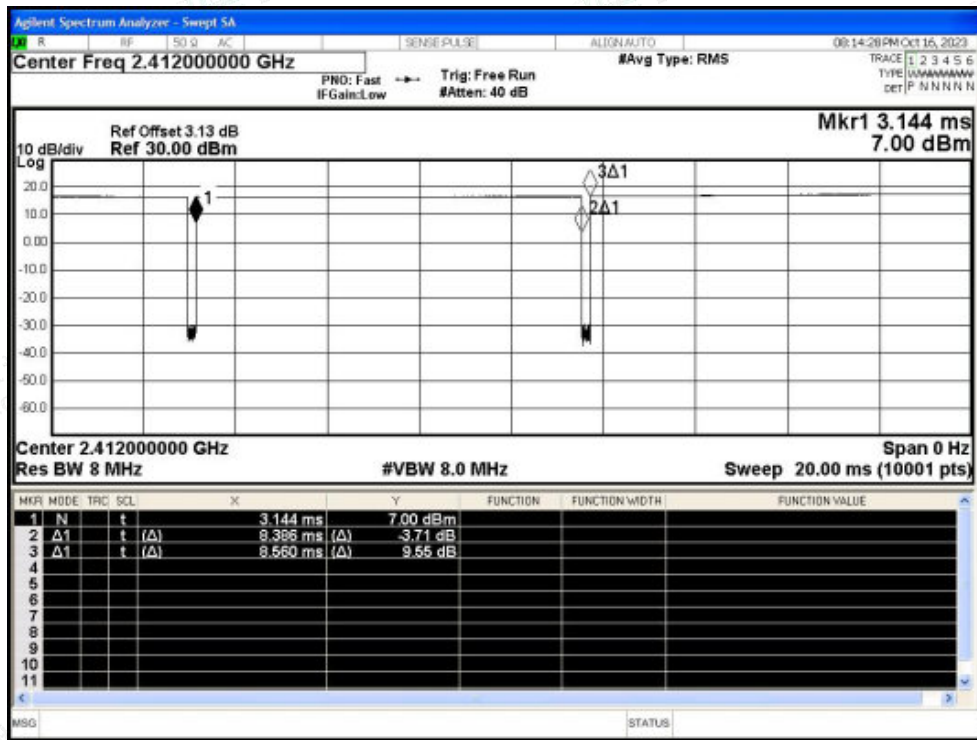


Shenzhen LCS Compliance Testing Laboratory Ltd.  
Add: 101, 201 Bldg A & 301 Bldg C, Juji Industrial Park Yabianxueziwei, Shajing Street, Baoan District, Shenzhen, 518000, China  
Tel: +(86) 0755-82591330 | E-mail: webmaster@lcs-cert.com | Web: www.lcs-cert.com  
Scan code to check authenticity

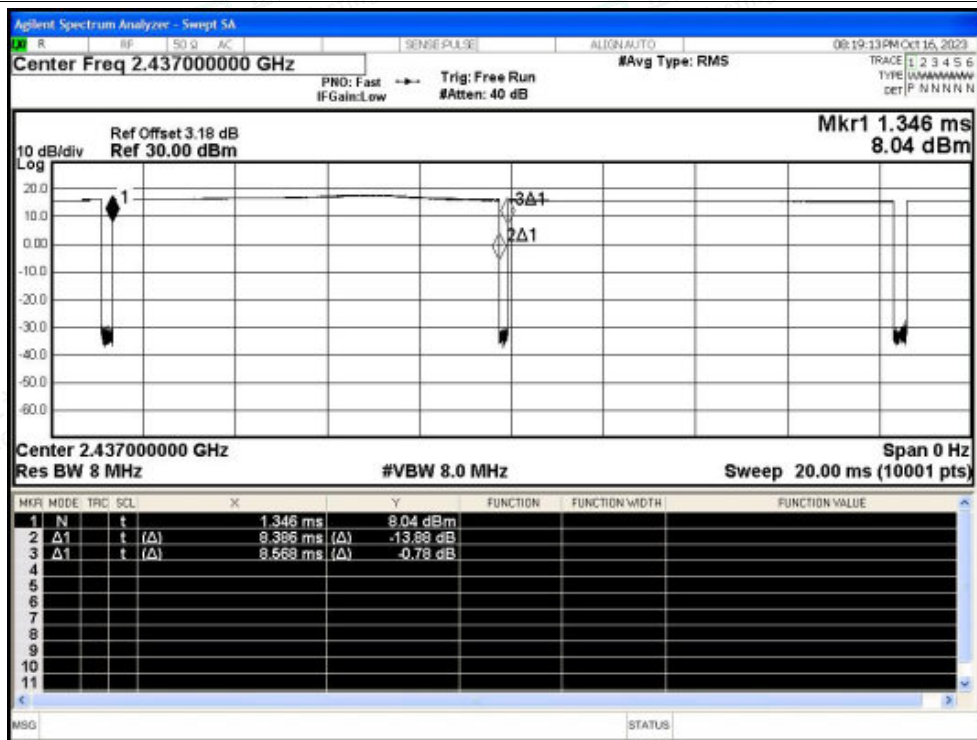


Test Graphs

Duty Cycle NVNT b 2412MHz Ant1

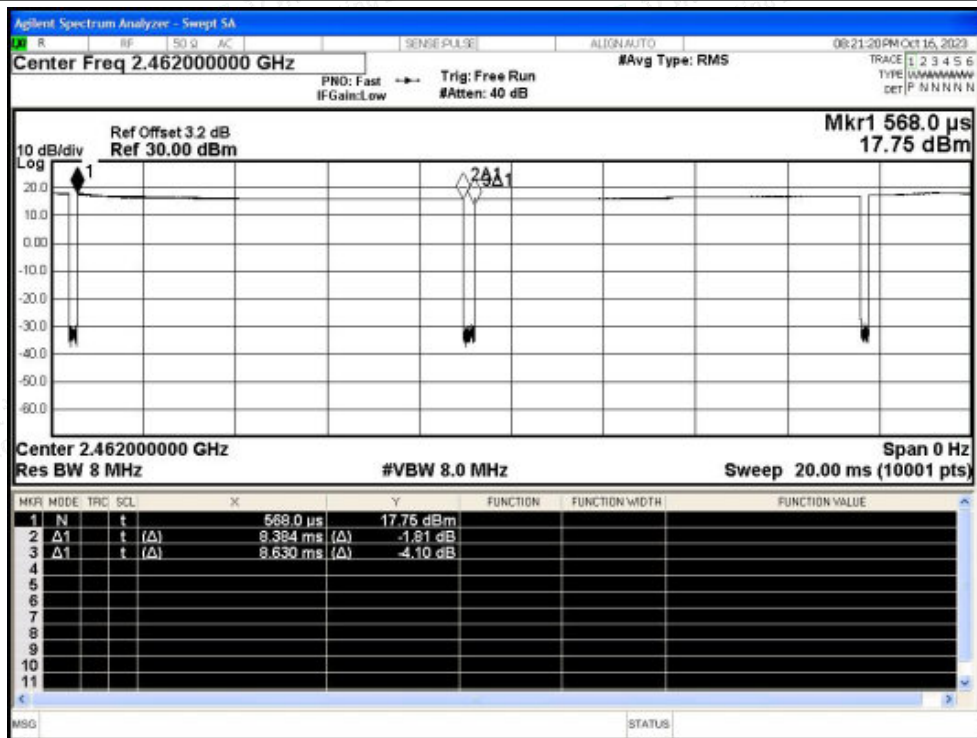


Duty Cycle NVNT b 2437MHz Ant1

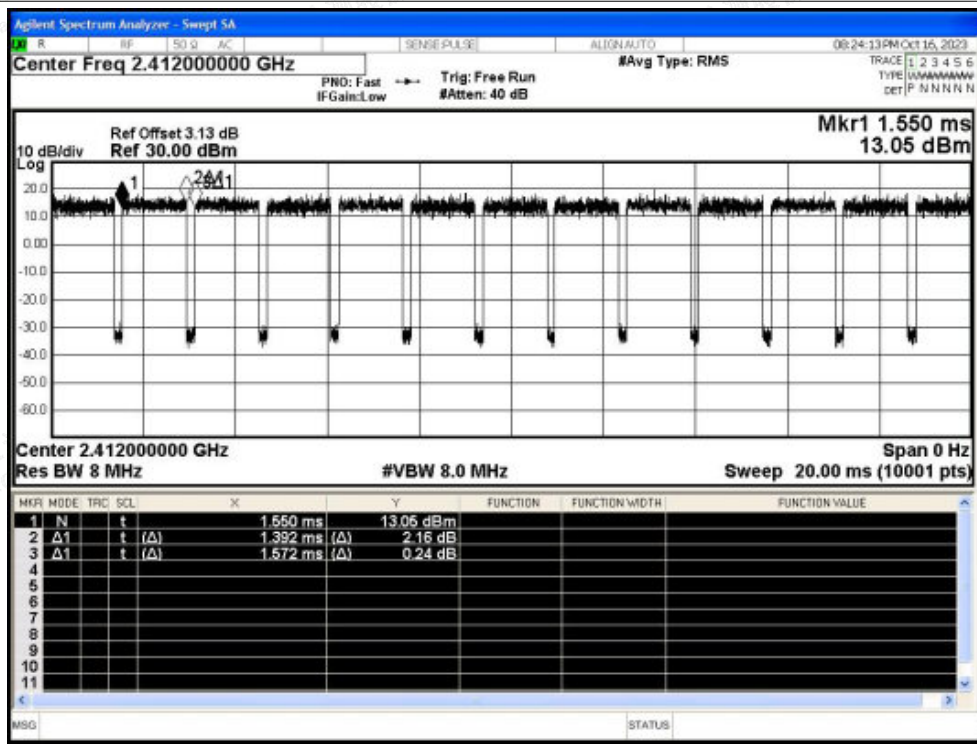




Duty Cycle NVNT b 2462MHz Ant1

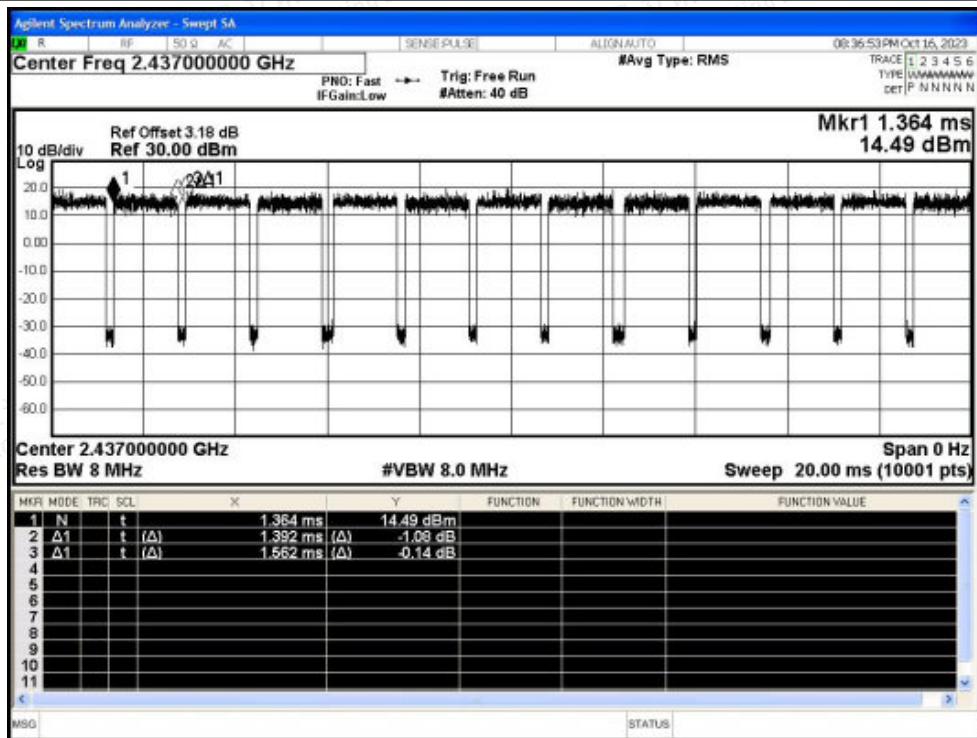


Duty Cycle NVNT g 2412MHz Ant1

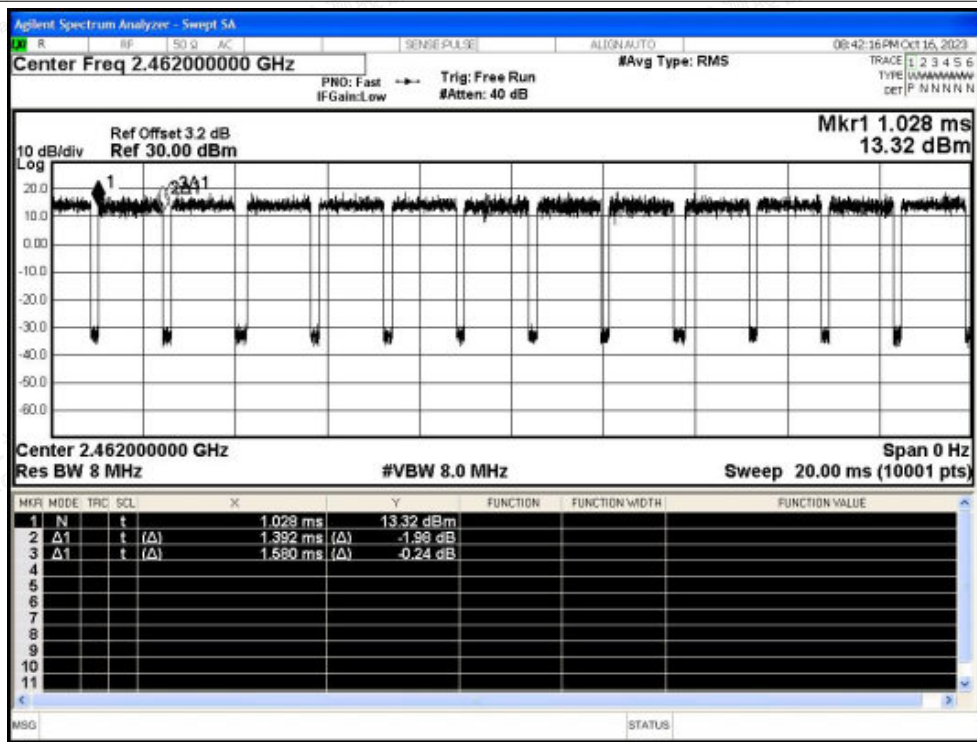




Duty Cycle NVNT g 2437MHz Ant1

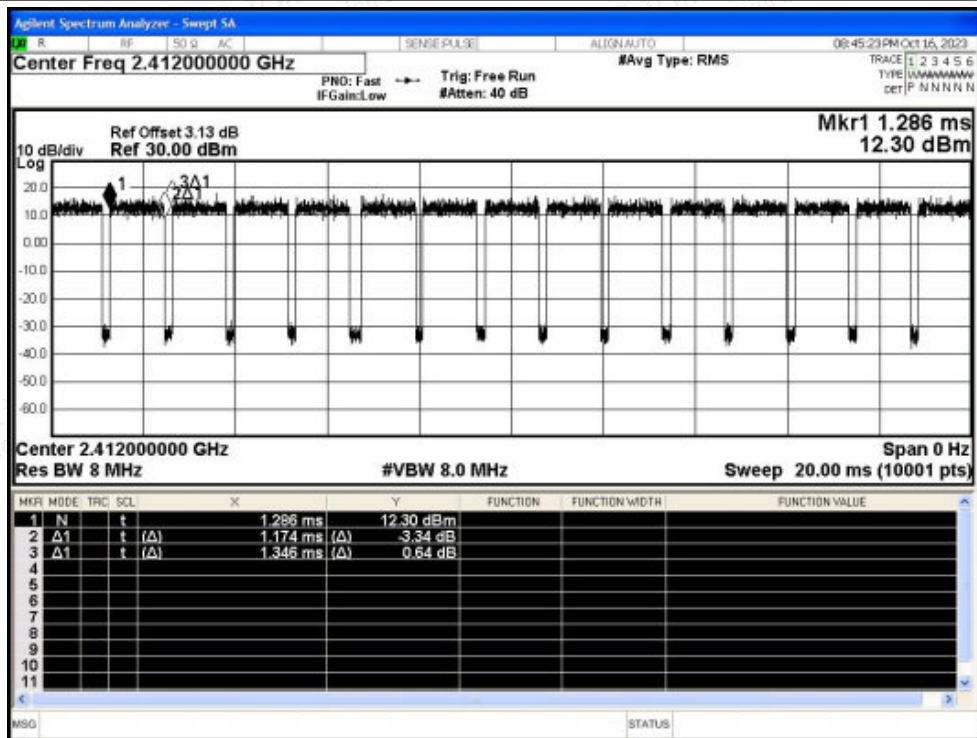


Duty Cycle NVNT g 2462MHz Ant1

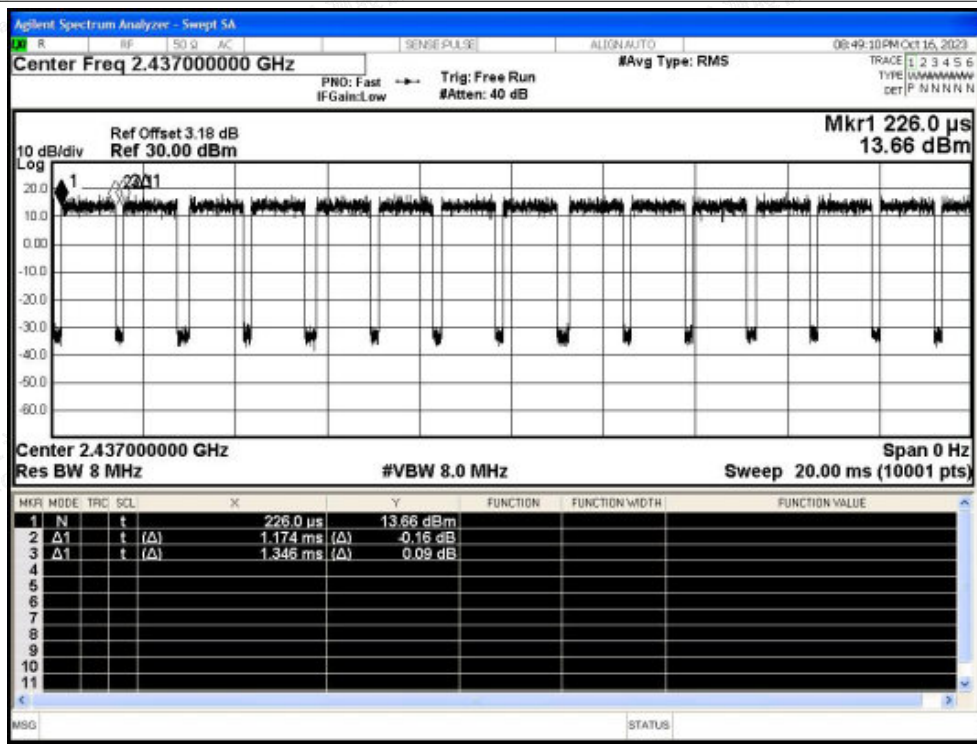




Duty Cycle NVNT n20 2412MHz Ant1

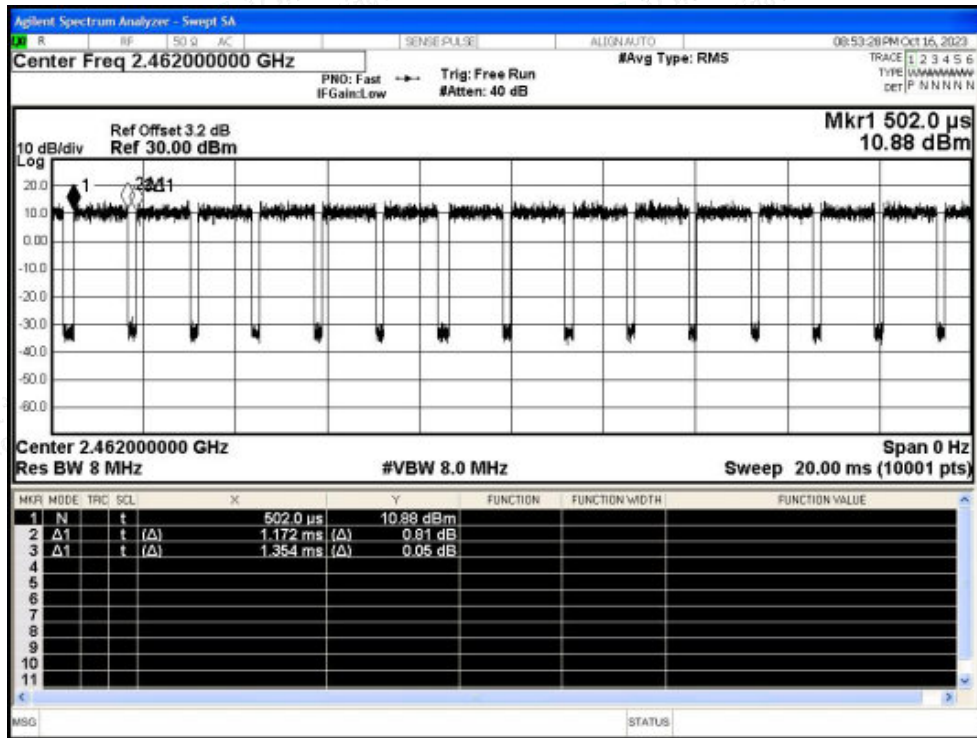


Duty Cycle NVNT n20 2437MHz Ant1

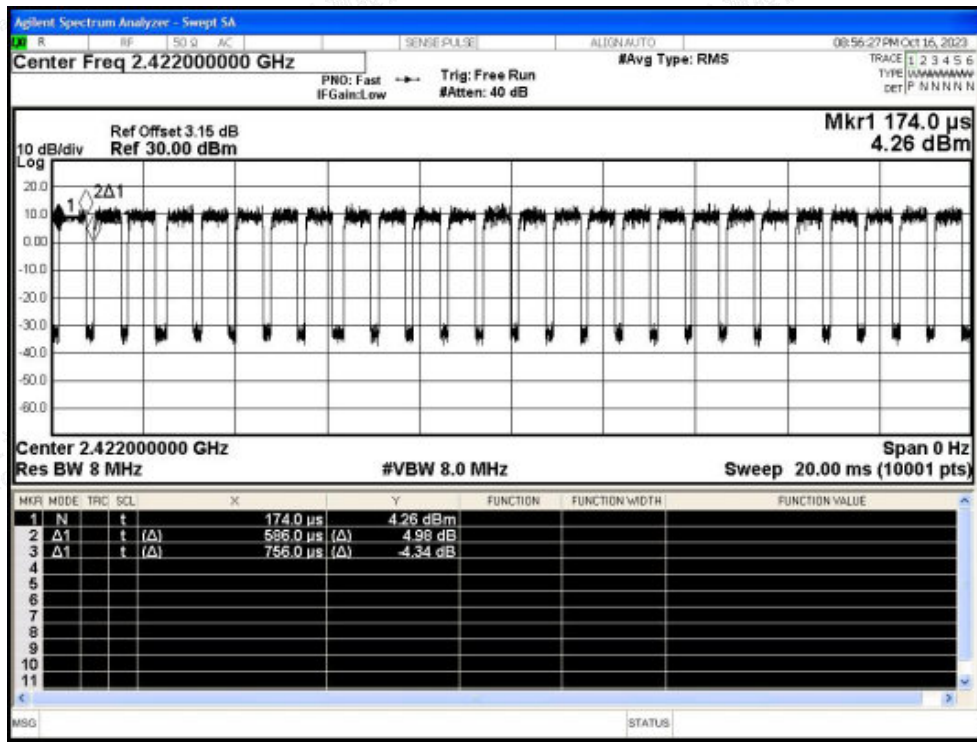




Duty Cycle NVNT n20 2462MHz Ant1

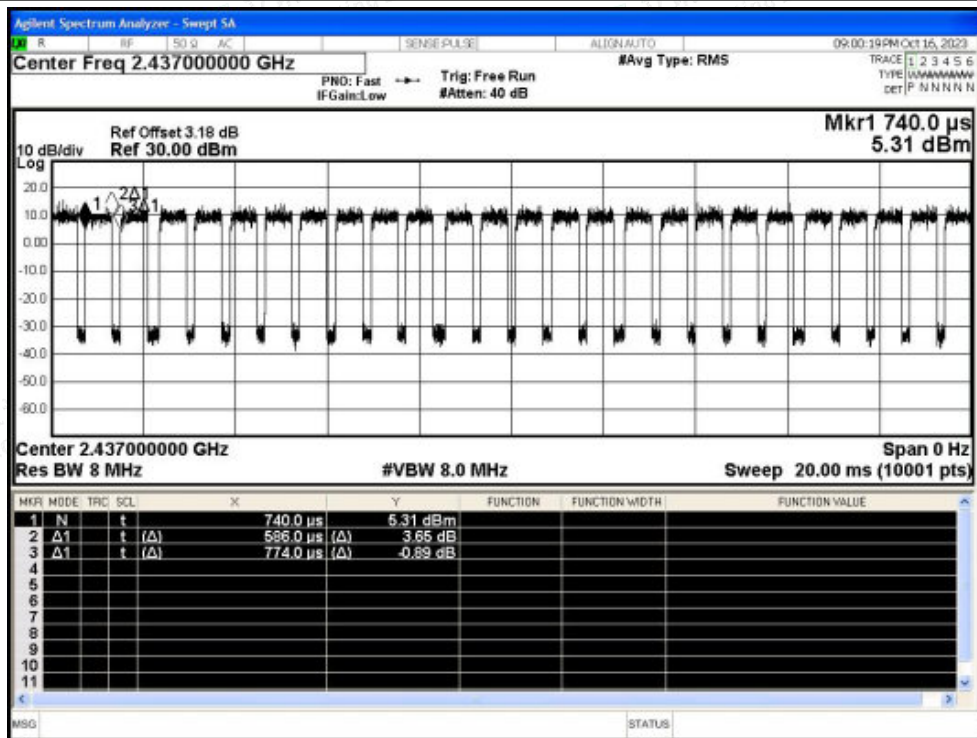


Duty Cycle NVNT n40 2422MHz Ant1

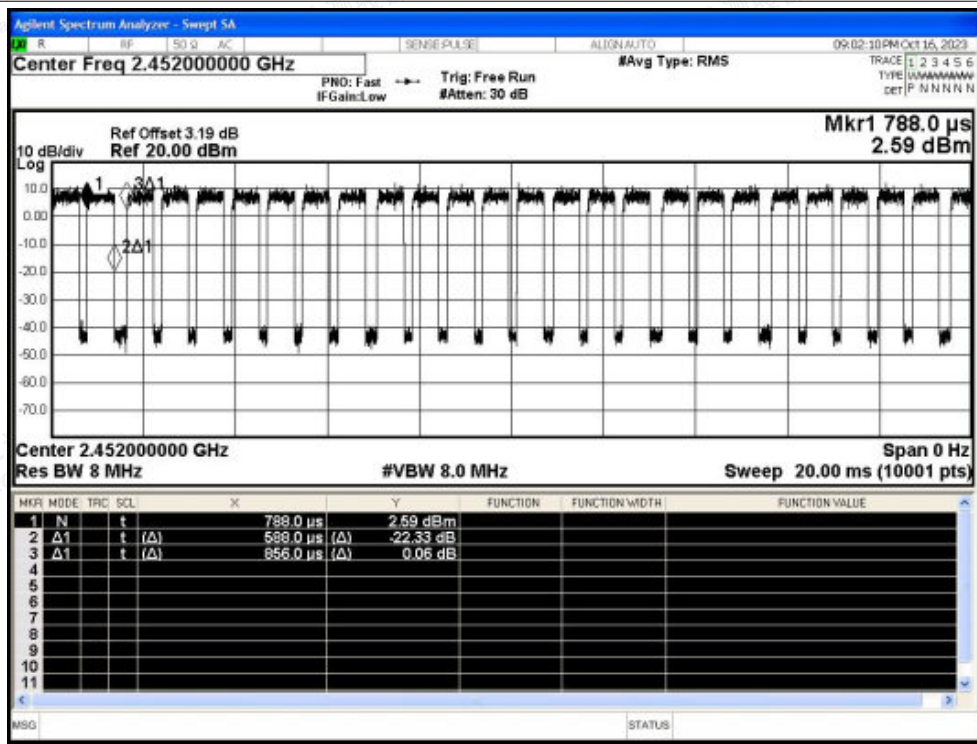




Duty Cycle NVNT n40 2437MHz Ant1



Duty Cycle NVNT n40 2452MHz Ant1





Condition	Mode	Frequency (MHz)	Antenna	Duty Cycle (%)	Correction Factor (dB)	1/T (kHz)
NVNT	b	2412	Ant2	97.76	0.1	0.12
NVNT	b	2437	Ant2	97.97	0.09	0.12
NVNT	b	2462	Ant2	97.97	0.09	0.12
NVNT	g	2412	Ant2	84.26	0.74	0.72
NVNT	g	2437	Ant2	88.55	0.53	0.72
NVNT	g	2462	Ant2	89.59	0.48	0.72
NVNT	n20	2412	Ant2	86.71	0.62	0.85
NVNT	n20	2437	Ant2	87.22	0.59	0.85
NVNT	n20	2462	Ant2	86.07	0.65	0.85
NVNT	n40	2422	Ant2	77.51	1.11	1.71
NVNT	n40	2437	Ant2	77.51	1.11	1.71
NVNT	n40	2452	Ant2	77.51	1.11	1.71



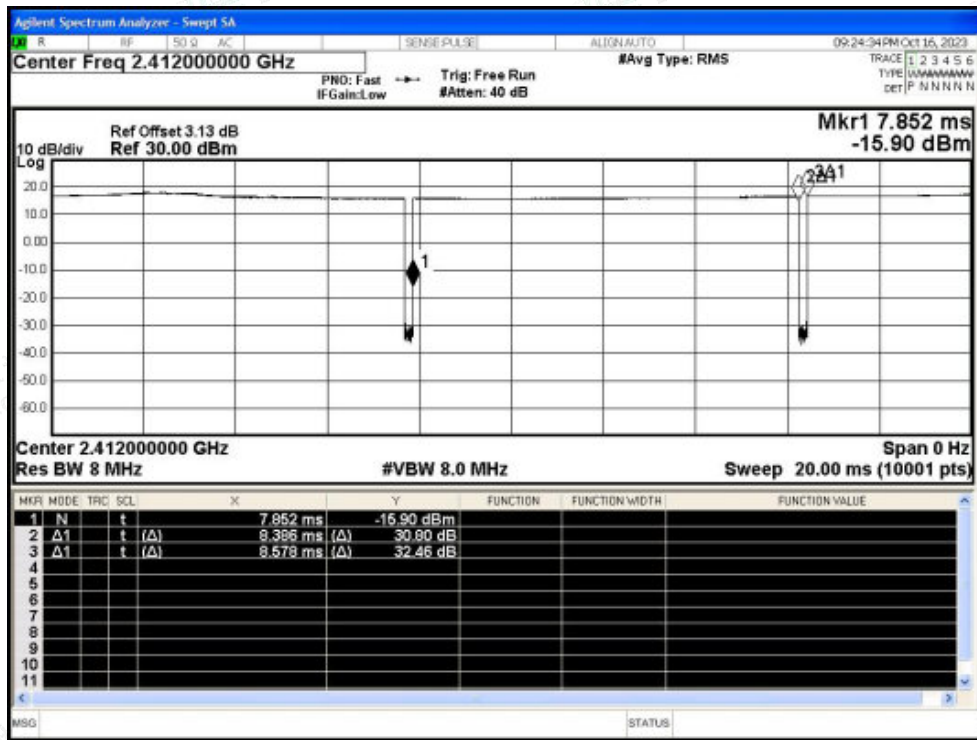
Shenzhen LCS Compliance Testing Laboratory Ltd.  
 Add: 101, 201 Bldg A & 301 Bldg C, Juji Industrial Park Yabianxueziwei, Shajing Street, Baoan District, Shenzhen, 518000, China  
 Tel: +(86) 0755-82591330 | E-mail: webmaster@lcs-cert.com | Web: www.lcs-cert.com  
 Scan code to check authenticity



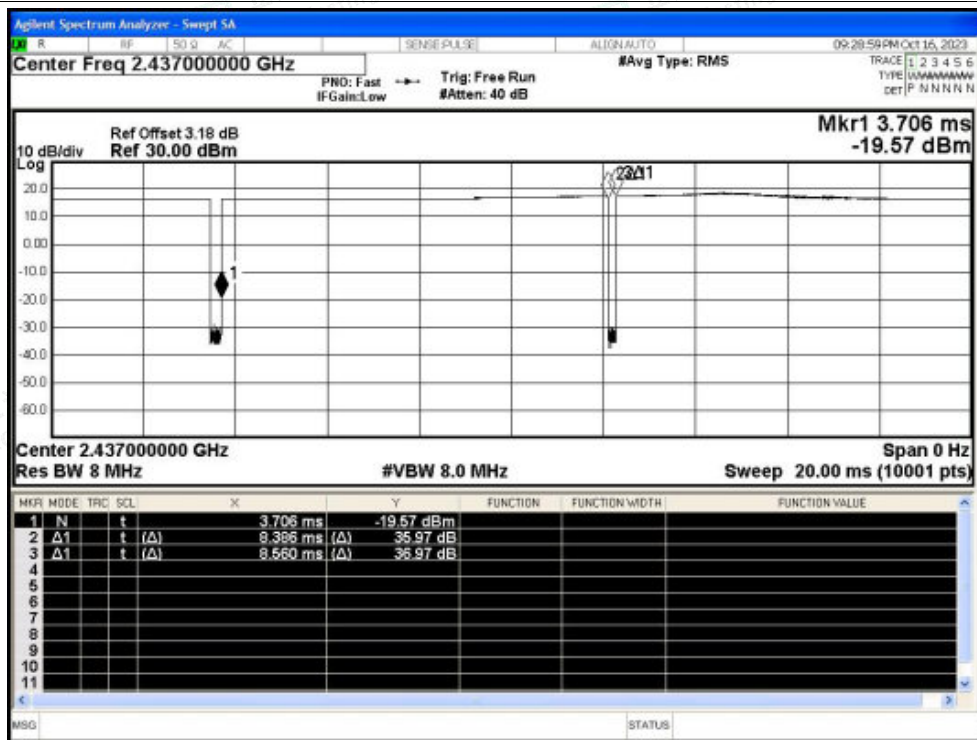


Test Graphs

Duty Cycle NVNT b 2412MHz Ant2

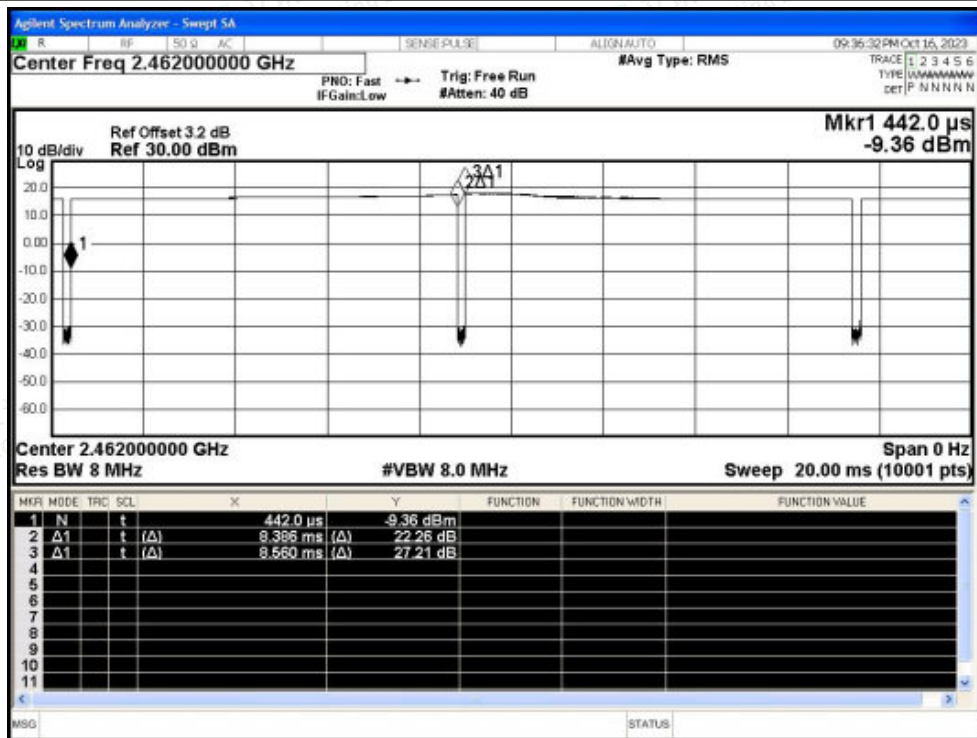


Duty Cycle NVNT b 2437MHz Ant2

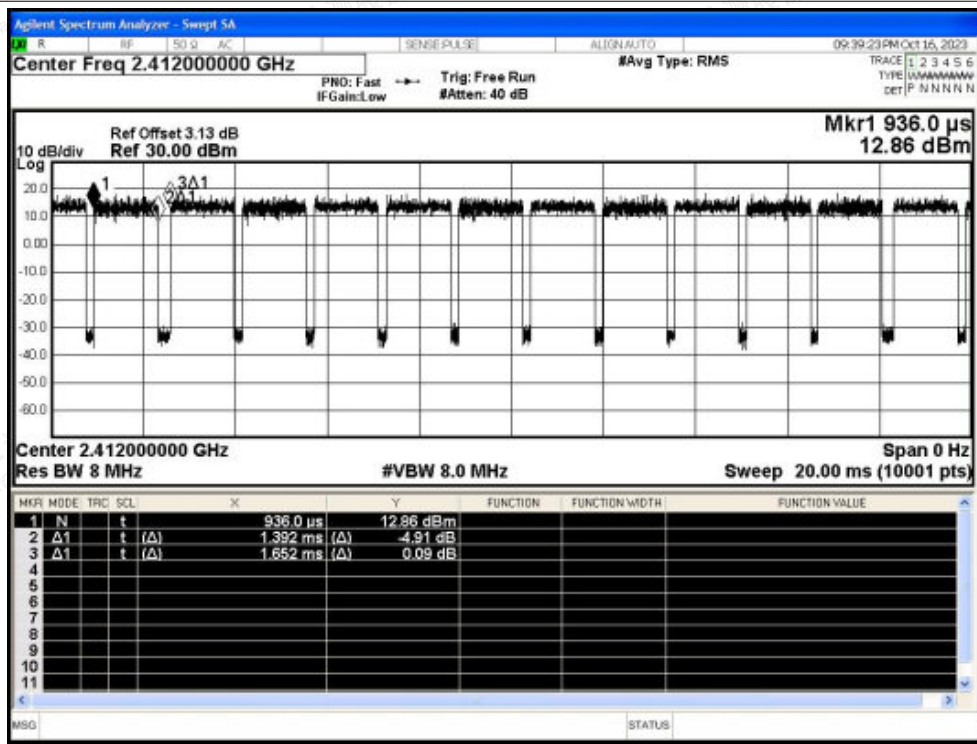




Duty Cycle NVNT b 2462MHz Ant2

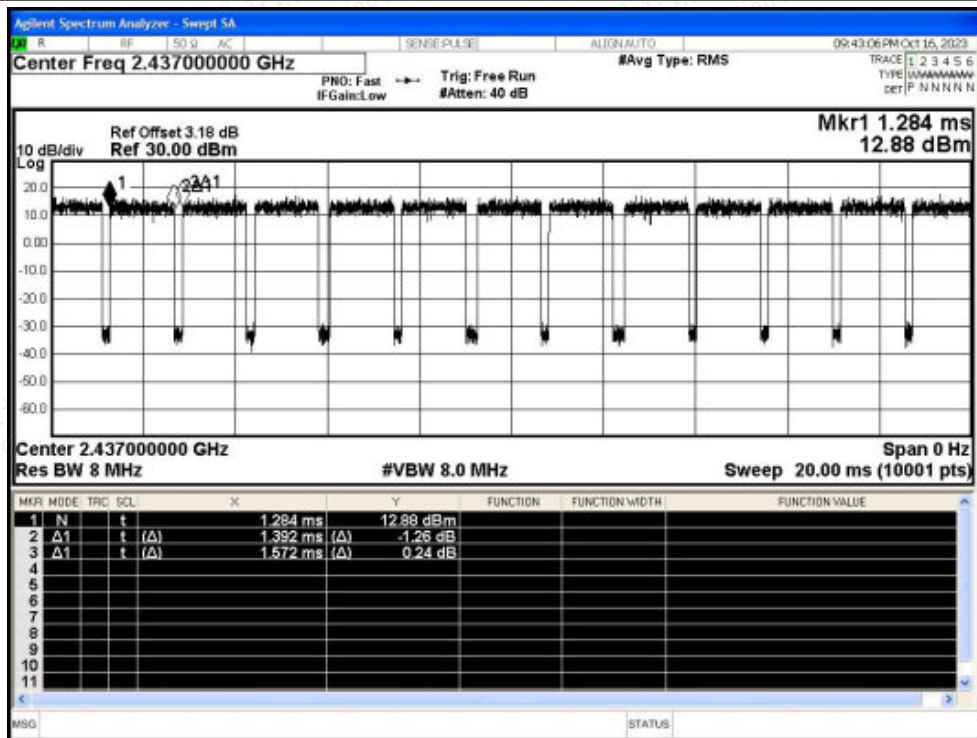


Duty Cycle NVNT g 2412MHz Ant2

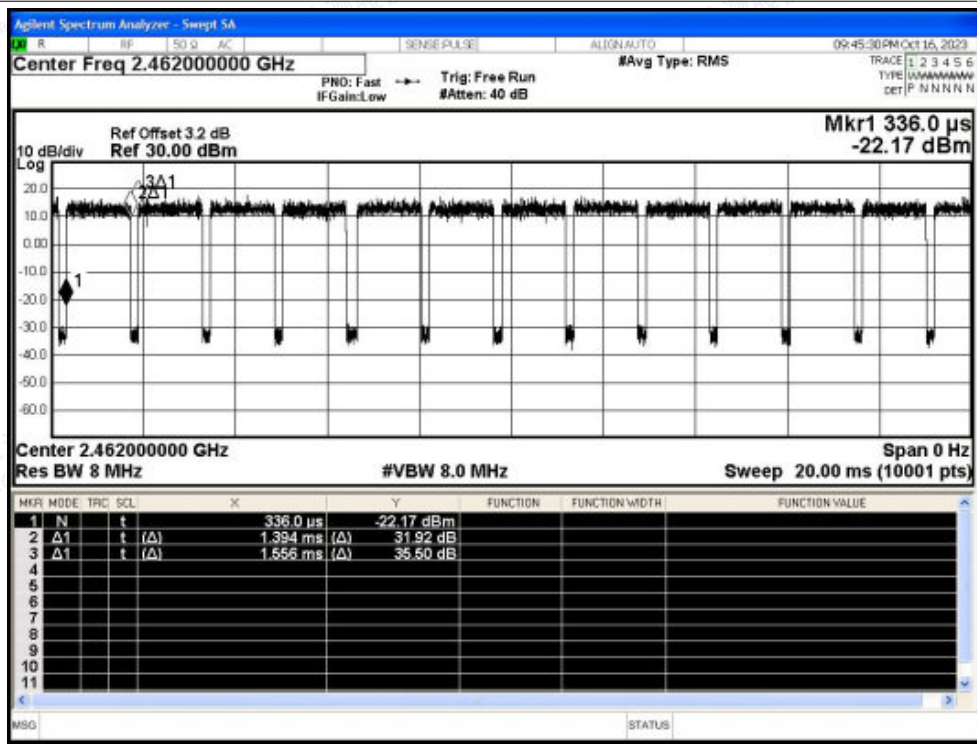




Duty Cycle NVNT g 2437MHz Ant2

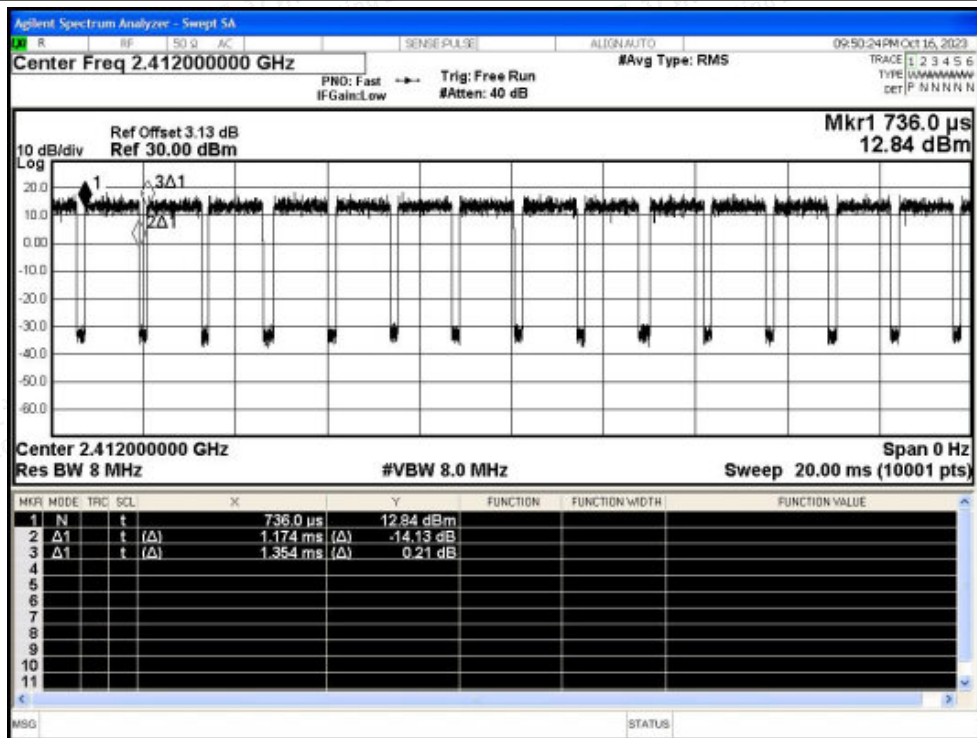


Duty Cycle NVNT g 2462MHz Ant2

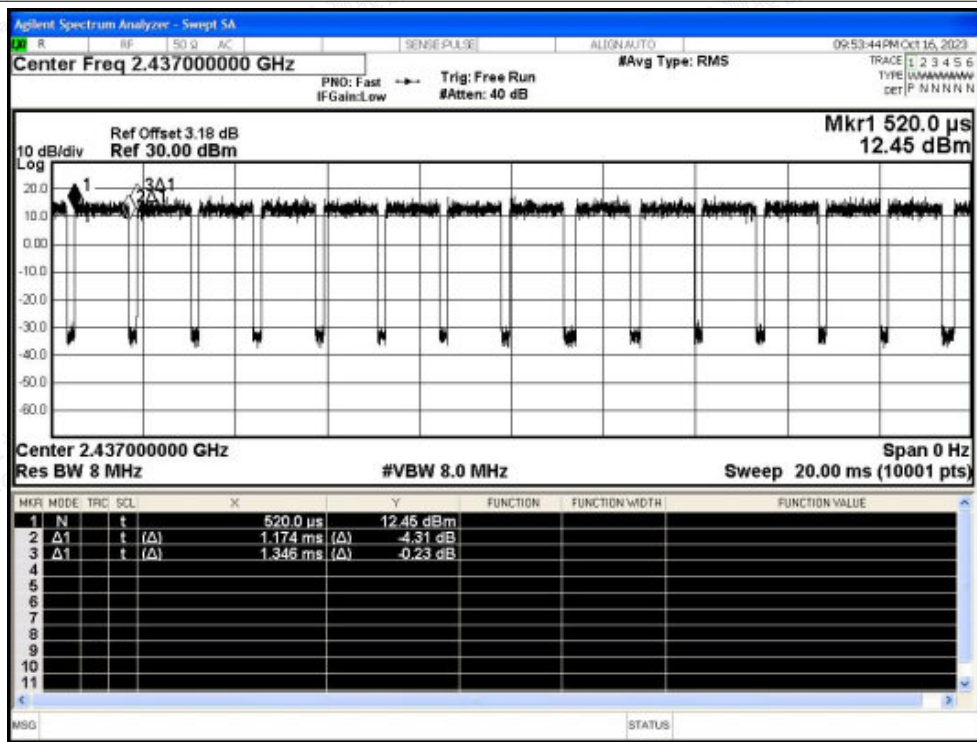




Duty Cycle NVNT n20 2412MHz Ant2

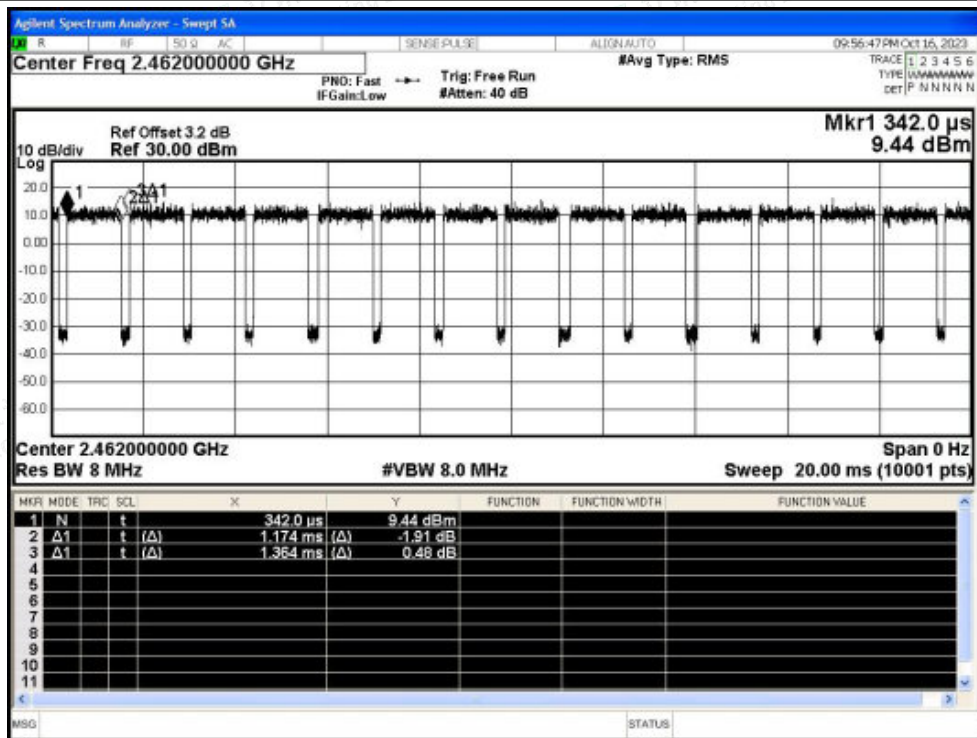


Duty Cycle NVNT n20 2437MHz Ant2

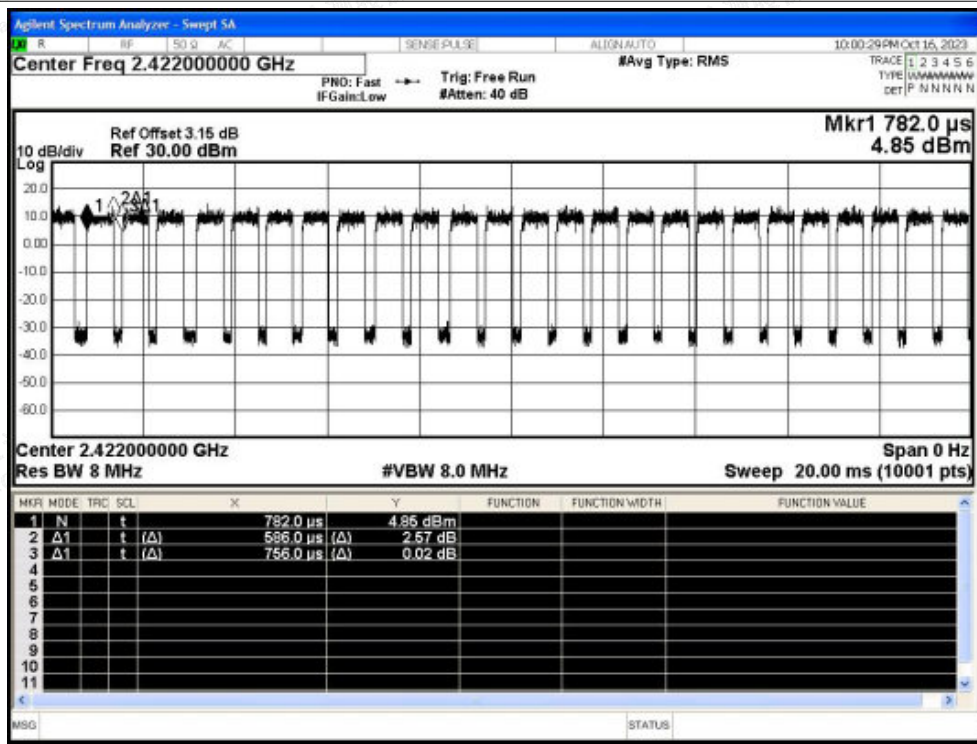




Duty Cycle NVNT n20 2462MHz Ant2

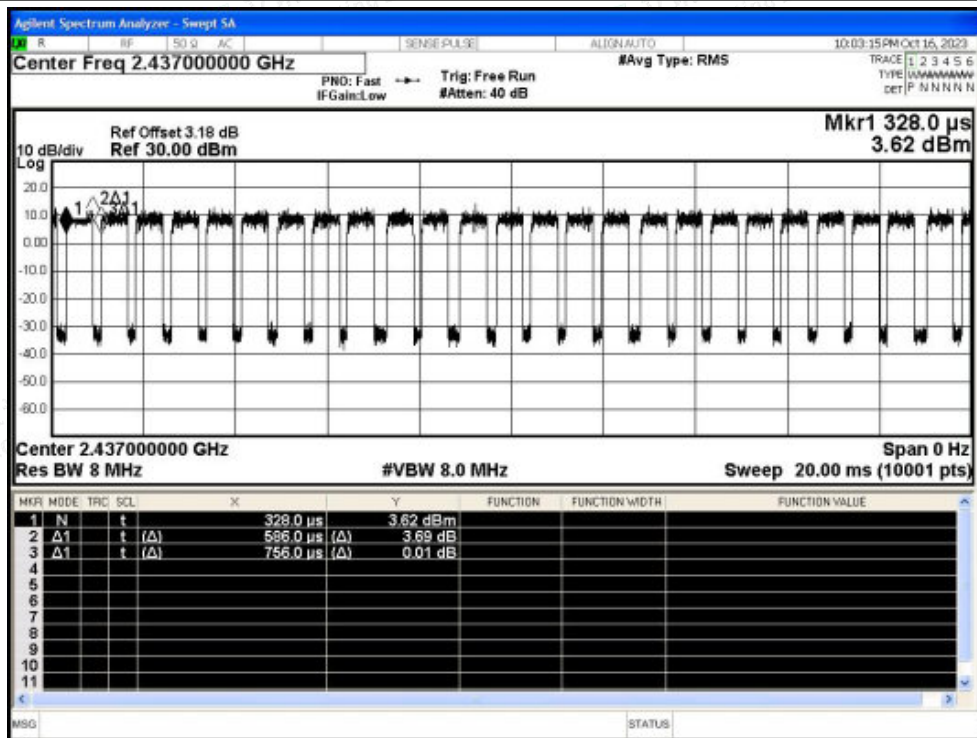


Duty Cycle NVNT n40 2422MHz Ant2

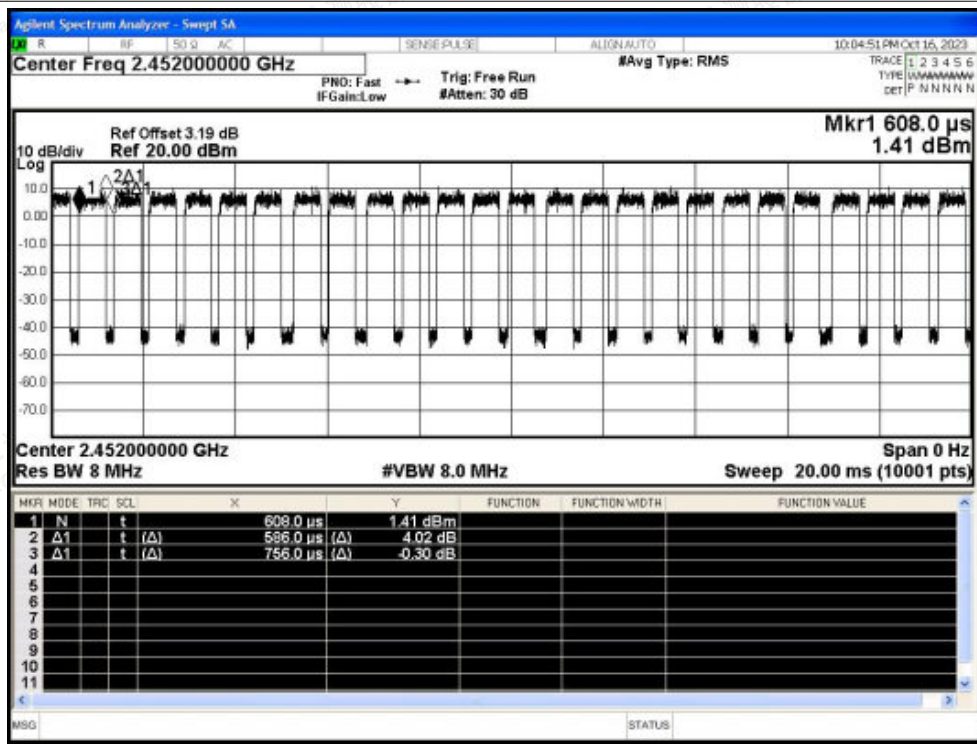




Duty Cycle NVNT n40 2437MHz Ant2



Duty Cycle NVNT n40 2452MHz Ant2





## B.7 Restrict Band

Condition	Mode	Frequency (MHz)	Antenna	Spur Freq (MHz)	Power (dBm)	Gain (dBi)	E (dBuV/m)	Detector	Limit (dBuV/m)	Verdict
NVNT	b	2412	Ant1	2310	-50.09	1.20	46.37	Peak	74	Pass
NVNT	b	2412	Ant1	2310	-56.83	1.20	39.63	Average	54	Pass
NVNT	b	2412	Ant1	2389.911	-45.3	1.20	51.16	Peak	74	Pass
NVNT	b	2412	Ant1	2389.911	-51.64	1.20	44.82	Average	54	Pass
NVNT	b	2412	Ant1	2390	-45.27	1.20	51.19	Peak	74	Pass
NVNT	b	2412	Ant1	2390	-51.48	1.20	44.98	Average	54	Pass
NVNT	b	2462	Ant1	2483.5	-46.06	1.20	50.4	Peak	74	Pass
NVNT	b	2462	Ant1	2483.5	-52.94	1.20	43.52	Average	54	Pass
NVNT	b	2462	Ant1	2484.471	-44.18	1.20	52.28	Peak	74	Pass
NVNT	b	2462	Ant1	2484.312	-52.28	1.20	44.18	Average	54	Pass
NVNT	b	2462	Ant1	2500	-49.21	1.20	47.25	Peak	74	Pass
NVNT	b	2462	Ant1	2500	-56.13	1.20	40.33	Average	54	Pass
NVNT	g	2412	Ant1	2310	-50.67	1.20	45.79	Peak	74	Pass
NVNT	g	2412	Ant1	2310	-56.39	1.20	40.07	Average	54	Pass
NVNT	g	2412	Ant1	2389.443	-39.91	1.20	56.55	Peak	74	Pass
NVNT	g	2412	Ant1	2389.911	-53.56	1.20	42.9	Average	54	Pass
NVNT	g	2412	Ant1	2390	-46.42	1.20	50.04	Peak	74	Pass
NVNT	g	2412	Ant1	2390	-53.32	1.20	43.14	Average	54	Pass
NVNT	g	2462	Ant1	2483.5	-35.73	1.20	60.73	Peak	74	Pass
NVNT	g	2462	Ant1	2483.5	-49.43	1.20	47.03	Average	54	Pass
NVNT	g	2462	Ant1	2483.835	-32.33	1.20	64.13	Peak	74	Pass
NVNT	g	2462	Ant1	2483.517	-49.43	1.20	47.03	Average	54	Pass
NVNT	g	2462	Ant1	2500	-48.49	1.20	47.97	Peak	74	Pass
NVNT	g	2462	Ant1	2500	-55.66	1.20	40.8	Average	54	Pass
NVNT	n20	2412	Ant1	2310	-51.08	1.20	45.38	Peak	74	Pass
NVNT	n20	2412	Ant1	2310	-56.44	1.20	40.02	Average	54	Pass
NVNT	n20	2412	Ant1	2389.911	-41.58	1.20	54.88	Peak	74	Pass
NVNT	n20	2412	Ant1	2389.911	-52.13	1.20	44.33	Average	54	Pass
NVNT	n20	2412	Ant1	2390	-41.15	1.20	55.31	Peak	74	Pass
NVNT	n20	2412	Ant1	2390	-52.27	1.20	44.19	Average	54	Pass
NVNT	n20	2462	Ant1	2483.5	-39.32	1.20	57.14	Peak	74	Pass
NVNT	n20	2462	Ant1	2483.5	-48.54	1.20	47.92	Average	54	Pass
NVNT	n20	2462	Ant1	2483.835	-33.11	1.20	63.35	Peak	74	Pass
NVNT	n20	2462	Ant1	2483.517	-48.54	1.20	47.92	Average	54	Pass
NVNT	n20	2462	Ant1	2500	-49.61	1.20	46.85	Peak	74	Pass
NVNT	n20	2462	Ant1	2500	-55.68	1.20	40.78	Average	54	Pass
NVNT	n40	2422	Ant1	2310	-50.77	1.20	45.69	Peak	74	Pass





NVNT	n40	2422	Ant1	2310	-56	1.20	40.46	Average	54	Pass
NVNT	n40	2422	Ant1	2388.81	-30.42	1.20	66.04	Peak	74	Pass
NVNT	n40	2422	Ant1	2389.662	-45.87	1.20	50.59	Average	54	Pass
NVNT	n40	2422	Ant1	2390	-31.29	1.20	65.17	Peak	74	Pass
NVNT	n40	2422	Ant1	2390	-45.88	1.20	50.58	Average	54	Pass
NVNT	n40	2452	Ant1	2483.5	-39.56	1.20	56.9	Peak	74	Pass
NVNT	n40	2452	Ant1	2483.5	-46.82	1.20	49.64	Average	54	Pass
NVNT	n40	2452	Ant1	2484.244	-29.54	1.20	66.92	Peak	74	Pass
NVNT	n40	2452	Ant1	2484.166	-46.99	1.20	49.47	Average	54	Pass
NVNT	n40	2452	Ant1	2500	-48.74	1.20	47.72	Peak	74	Pass
NVNT	n40	2452	Ant1	2500	-55.52	1.20	40.94	Average	54	Pass



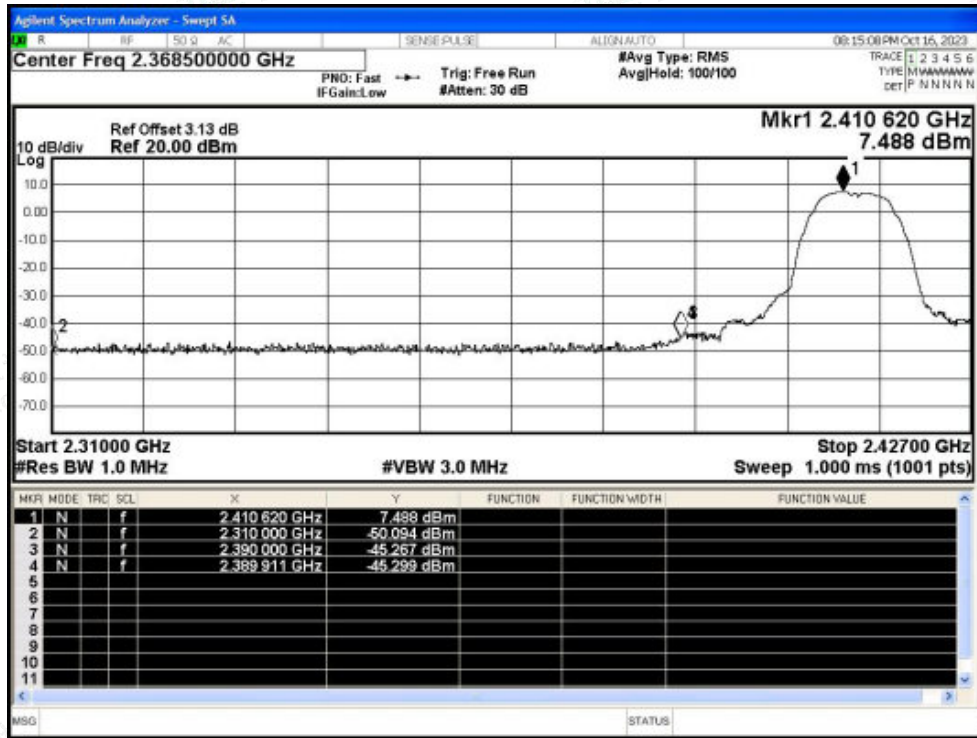
Shenzhen LCS Compliance Testing Laboratory Ltd.  
Add: 101, 201 Bldg A & 301 Bldg C, Juji Industrial Park Yabianxueziwei, Shajing Street, Baoan District, Shenzhen, 518000, China  
Tel: +(86) 0755-82591330 | E-mail: webmaster@lcs-cert.com | Web: www.lcs-cert.com  
Scan code to check authenticity



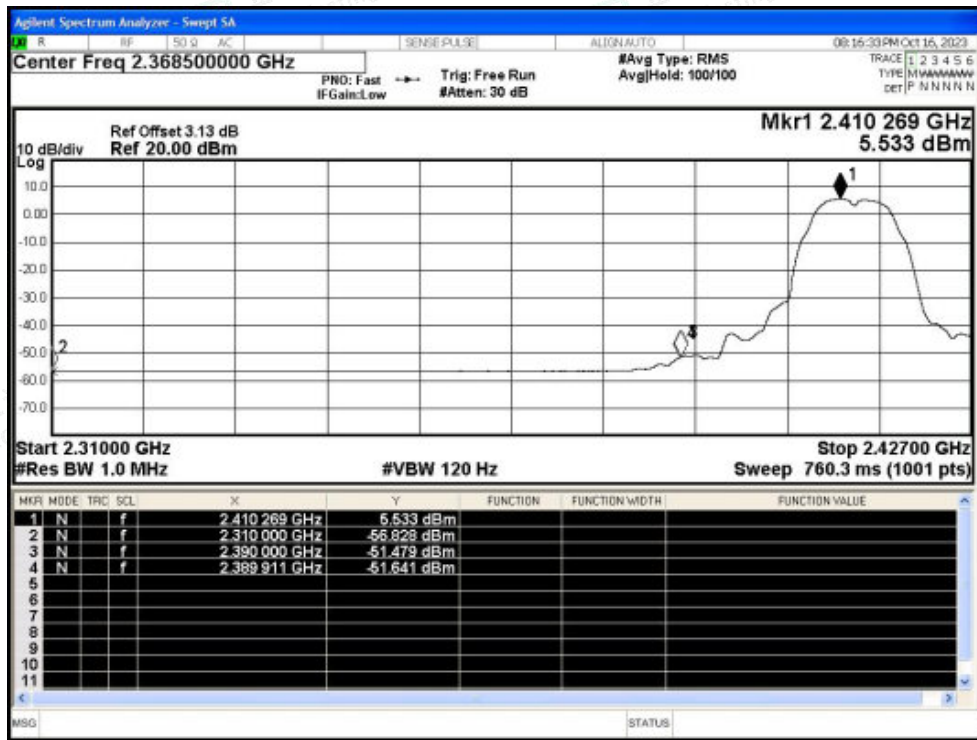


Test Graphs

Restrict Band NVNT b 2412MHz Ant1 Peak

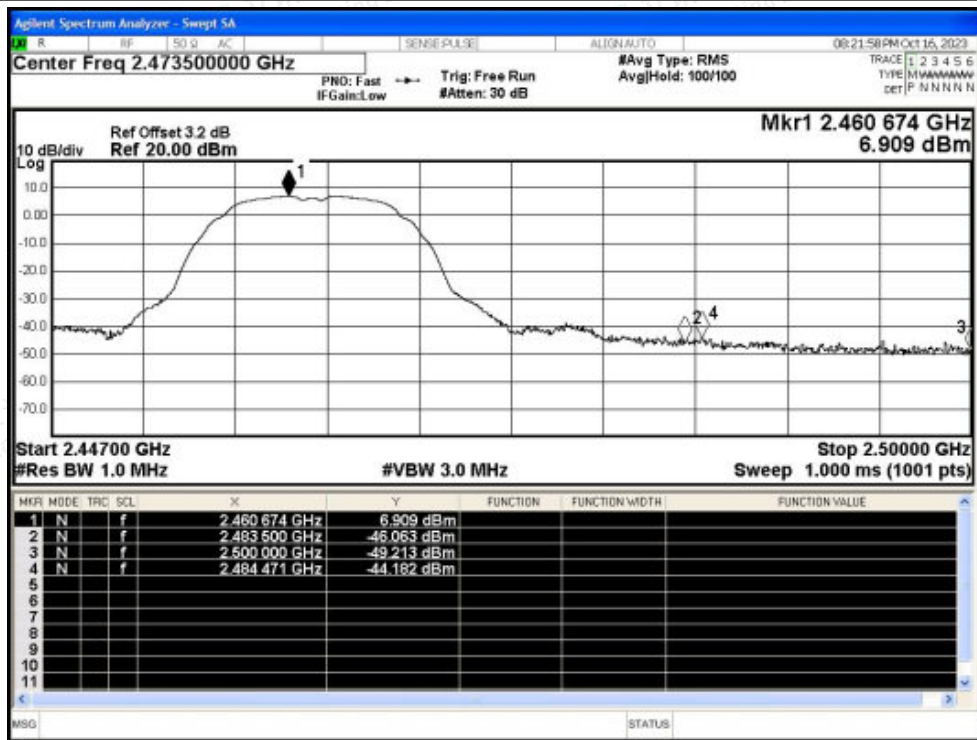


Restrict Band NVNT b 2412MHz Ant1 Average

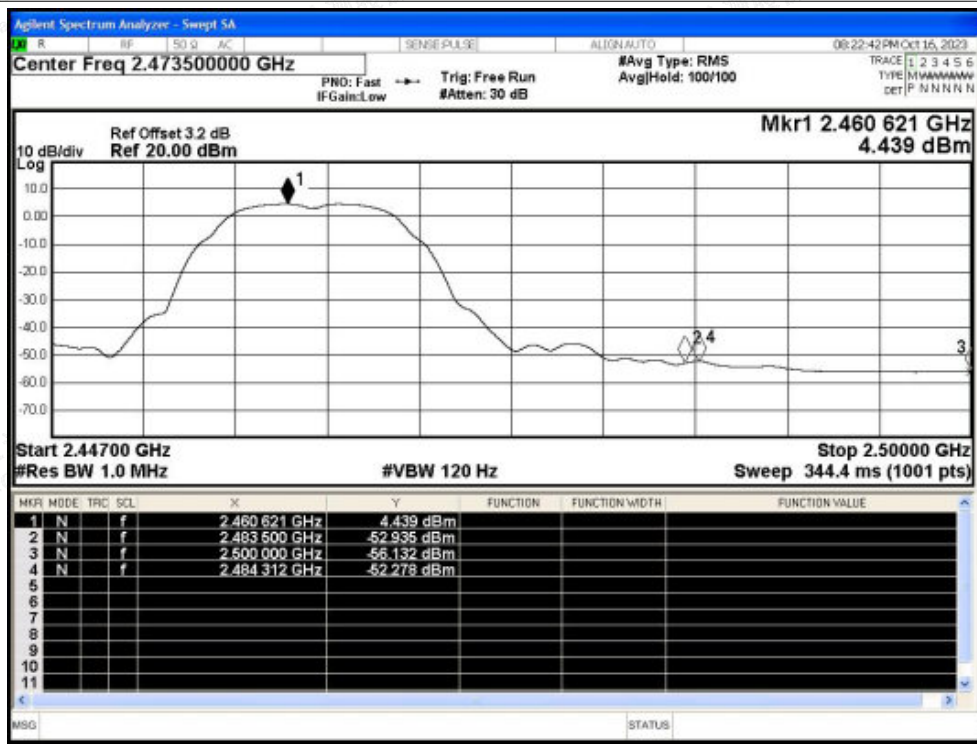




Restrict Band NVNT b 2462MHz Ant1 Peak



Restrict Band NVNT b 2462MHz Ant1 Average

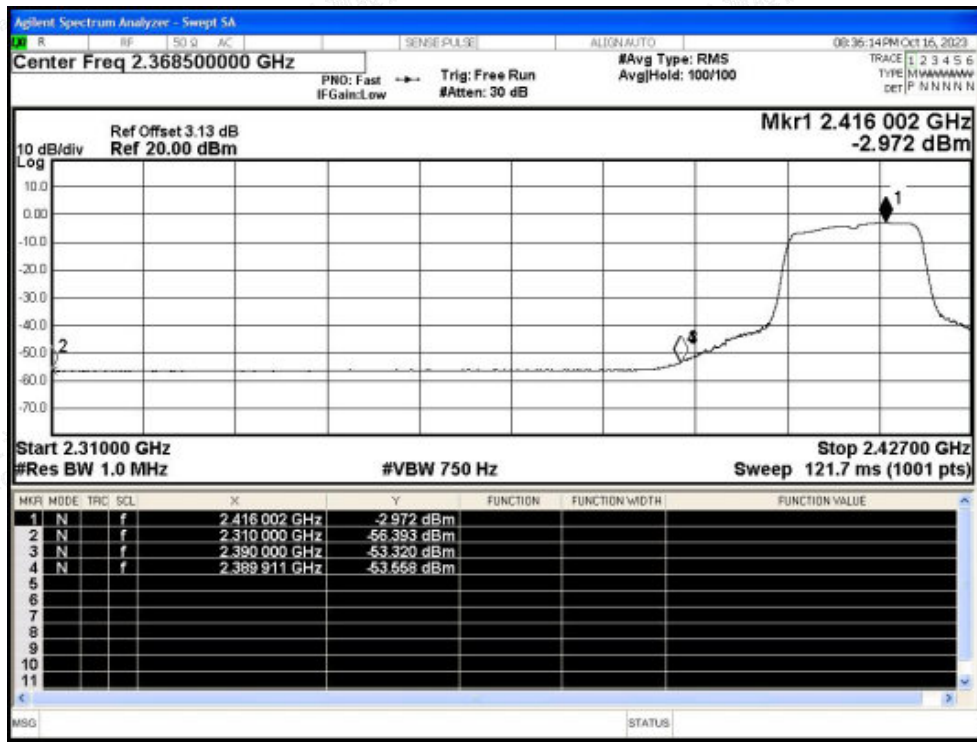




Restrict Band NVNT g 2412MHz Ant1 Peak

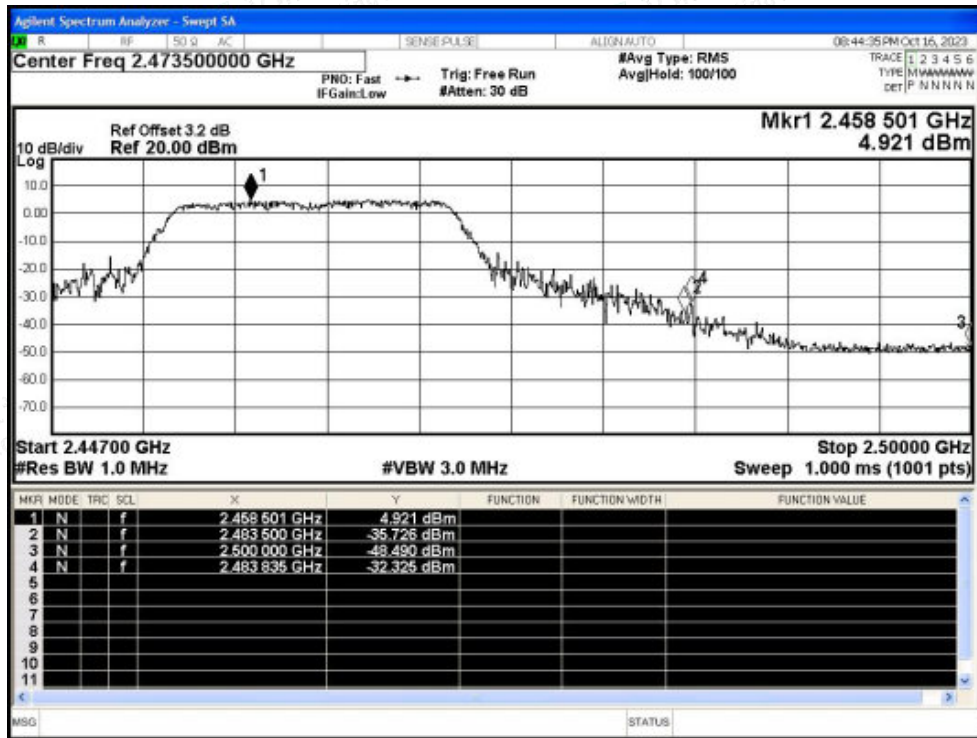


Restrict Band NVNT g 2412MHz Ant1 Average

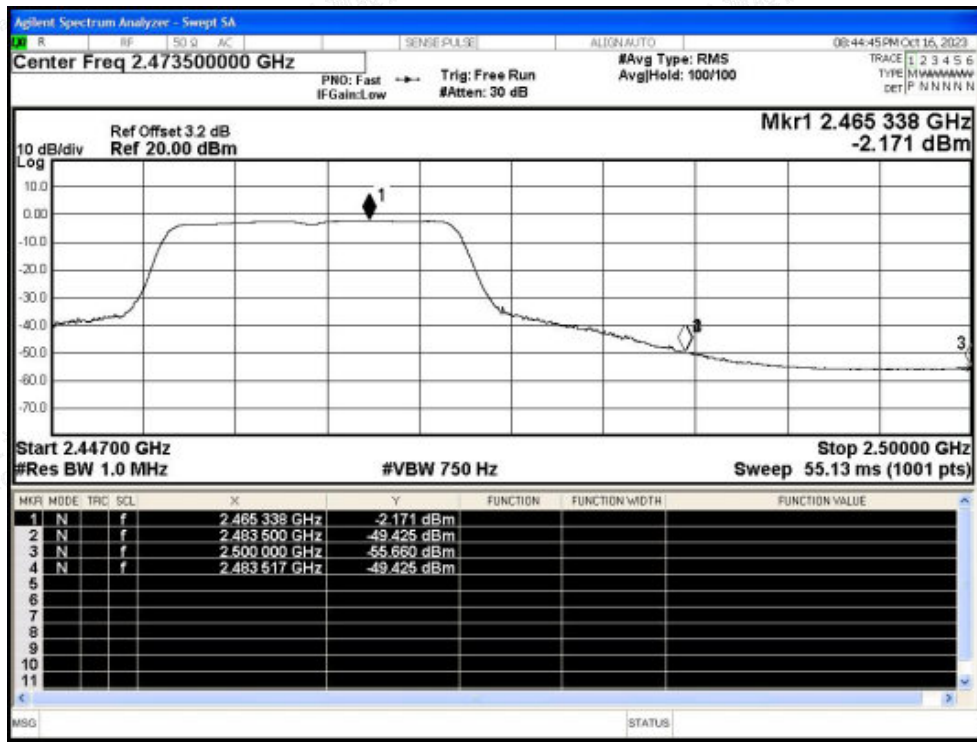




Restrict Band NVNT g 2462MHz Ant1 Peak



Restrict Band NVNT g 2462MHz Ant1 Average

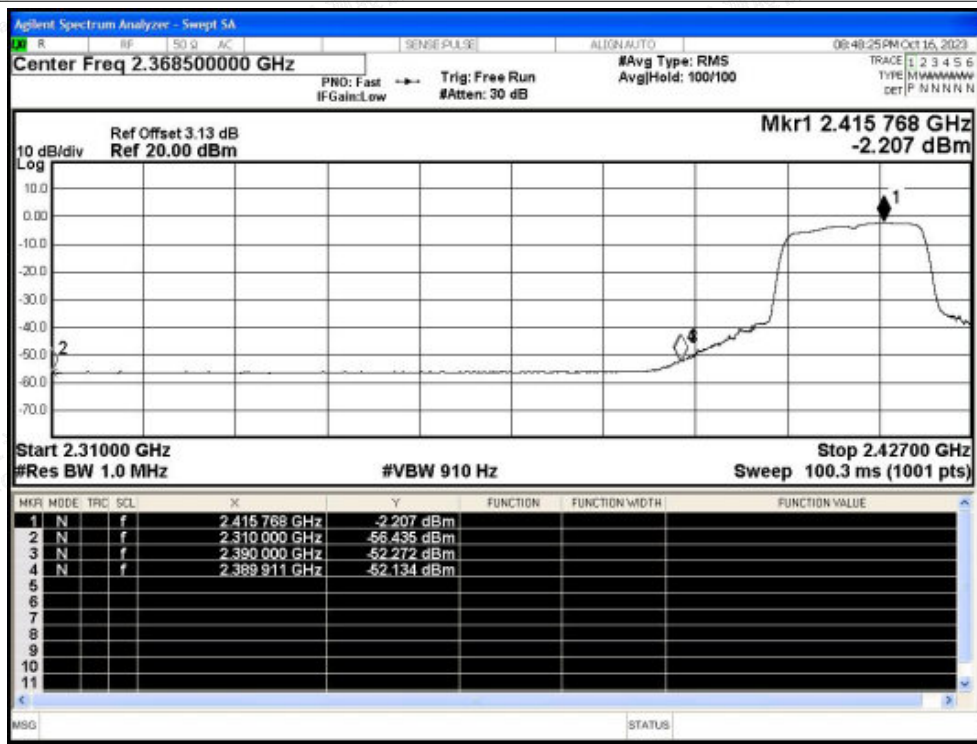




Restrict Band NVNT n20 2412MHz Ant1 Peak

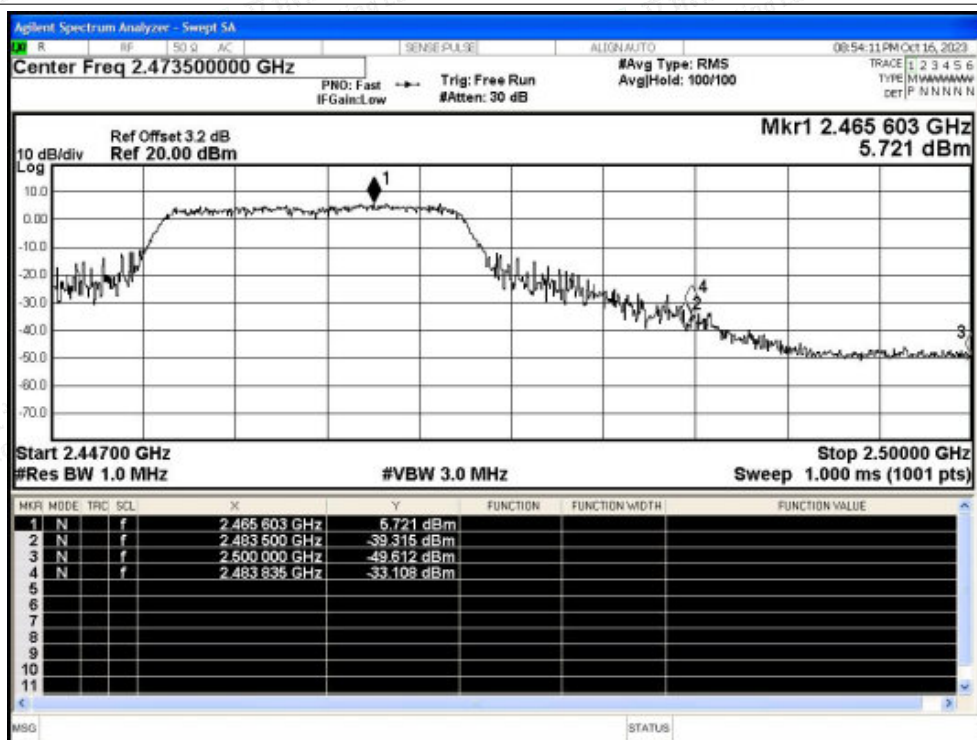


Restrict Band NVNT n20 2412MHz Ant1 Average

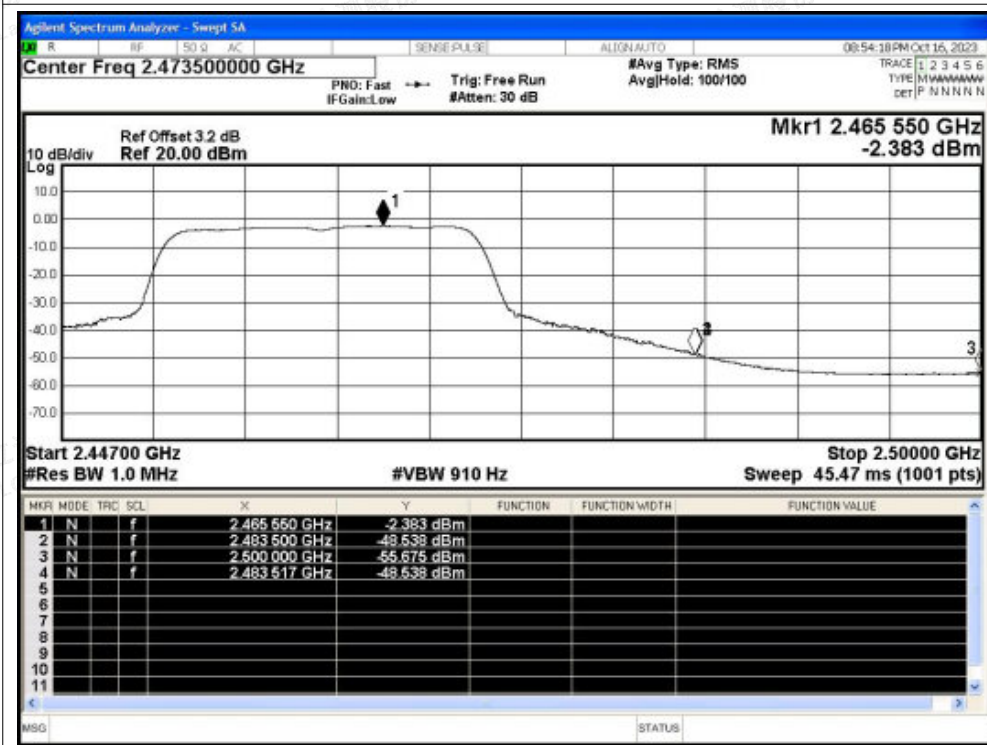




Restrict Band NVNT n20 2462MHz Ant1 Peak

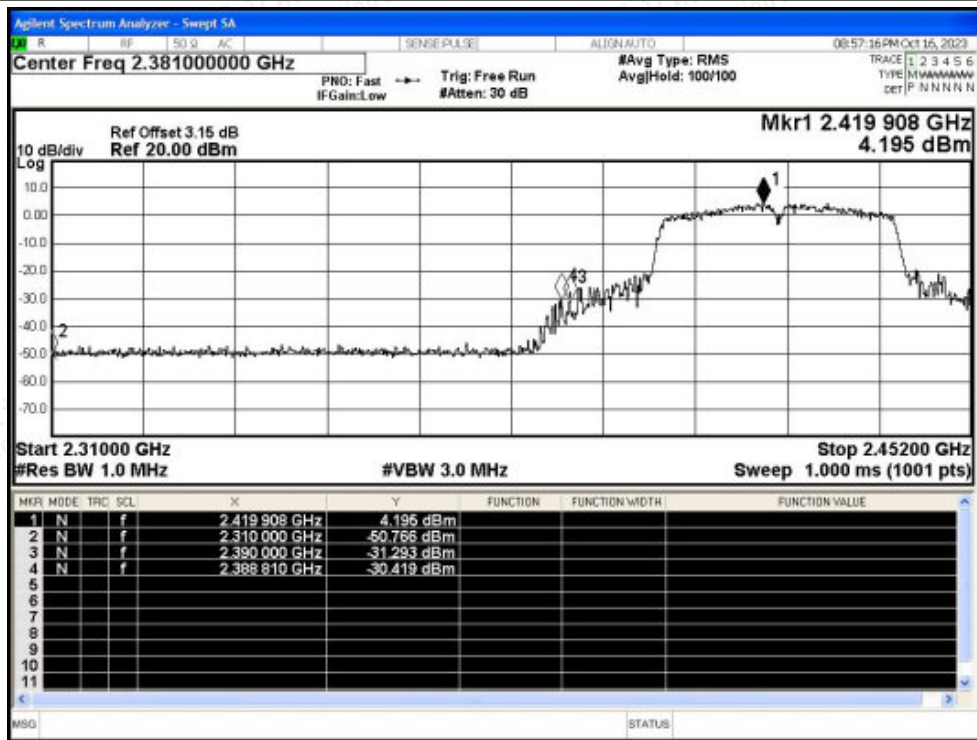


Restrict Band NVNT n20 2462MHz Ant1 Average

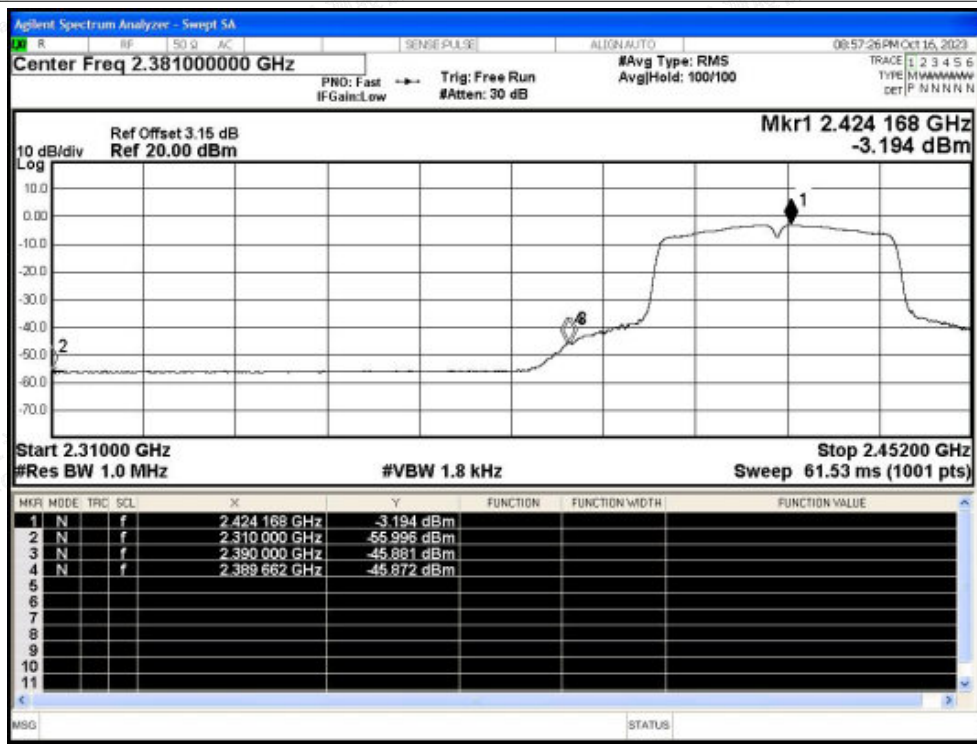




Restrict Band NVNT n40 2422MHz Ant1 Peak

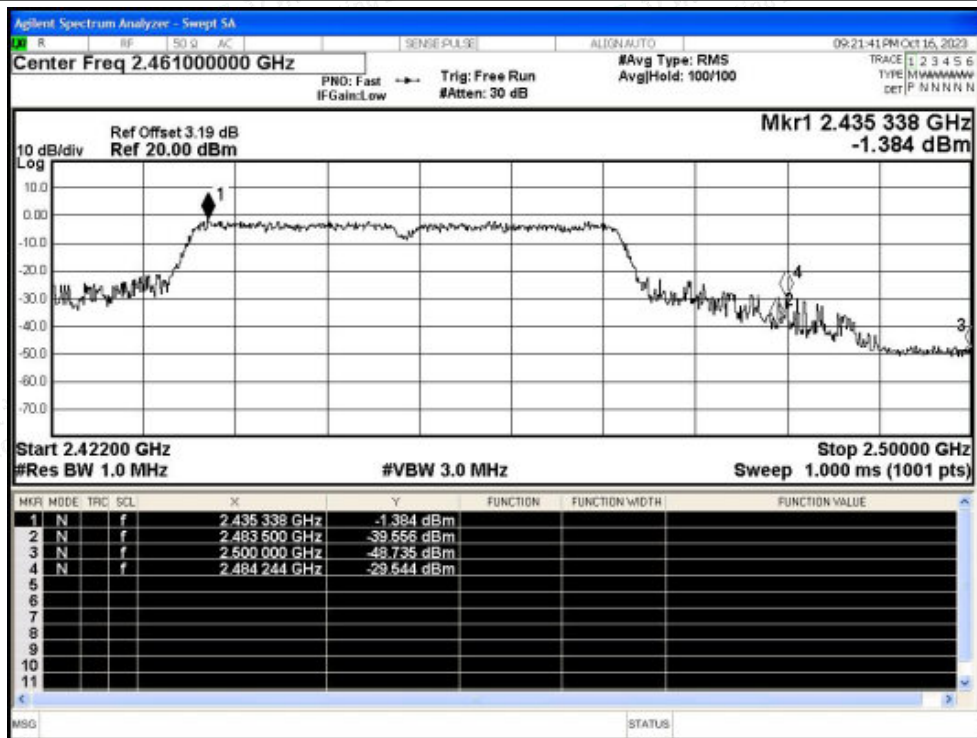


Restrict Band NVNT n40 2422MHz Ant1 Average

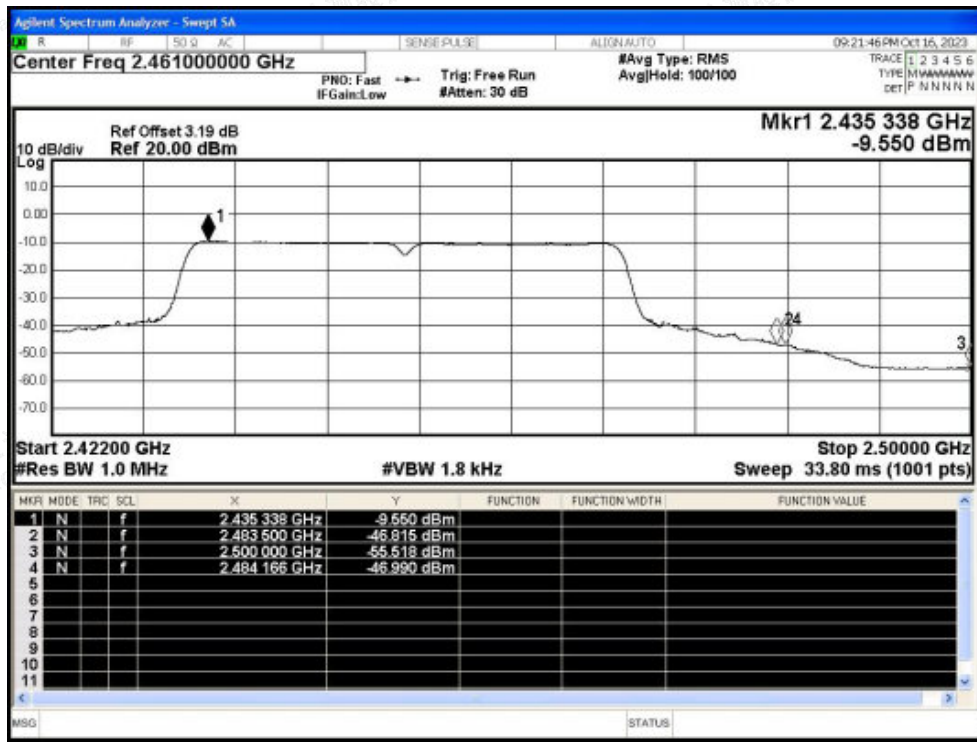




Restrict Band NVNT n40 2452MHz Ant1 Peak



Restrict Band NVNT n40 2452MHz Ant1 Average







Condition	Mode	Frequency (MHz)	Antenna	Spur Freq (MHz)	Power (dBm)	Gain (dBi)	E (dBuV/m)	Detector	Limit (dBuV/m)	Verdict
NVNT	b	2412	Ant2	2310	-50.6	1.76	46.42	Peak	74	Pass
NVNT	b	2412	Ant2	2310	-56.89	1.76	40.13	Average	54	Pass
NVNT	b	2412	Ant2	2389.56	-42.12	1.76	54.9	Peak	74	Pass
NVNT	b	2412	Ant2	2389.443	-48.68	1.76	48.34	Average	54	Pass
NVNT	b	2412	Ant2	2390	-44.46	1.76	52.56	Peak	74	Pass
NVNT	b	2412	Ant2	2390	-50.04	1.76	46.98	Average	54	Pass
NVNT	b	2462	Ant2	2483.5	-46.04	1.76	50.98	Peak	74	Pass
NVNT	b	2462	Ant2	2483.5	-53.48	1.76	43.54	Average	54	Pass
NVNT	b	2462	Ant2	2484.63	-43.38	1.76	53.64	Peak	74	Pass
NVNT	b	2462	Ant2	2484.524	-51.51	1.76	45.51	Average	54	Pass
NVNT	b	2462	Ant2	2500	-49.18	1.76	47.84	Peak	74	Pass
NVNT	b	2462	Ant2	2500	-56.11	1.76	40.91	Average	54	Pass
NVNT	g	2412	Ant2	2310	-49.99	1.76	47.03	Peak	74	Pass
NVNT	g	2412	Ant2	2310	-56.53	1.76	40.49	Average	54	Pass
NVNT	g	2412	Ant2	2389.092	-39.11	1.76	57.91	Peak	74	Pass
NVNT	g	2412	Ant2	2389.911	-52.57	1.76	44.45	Average	54	Pass
NVNT	g	2412	Ant2	2390	-43.51	1.76	53.51	Peak	74	Pass
NVNT	g	2412	Ant2	2390	-52.46	1.76	44.56	Average	54	Pass
NVNT	g	2462	Ant2	2483.5	-37.52	1.76	59.5	Peak	74	Pass
NVNT	g	2462	Ant2	2483.5	-49.54	1.76	47.48	Average	54	Pass
NVNT	g	2462	Ant2	2483.835	-32.47	1.76	64.55	Peak	74	Pass
NVNT	g	2462	Ant2	2483.623	-49.44	1.76	47.58	Average	54	Pass
NVNT	g	2462	Ant2	2500	-49.75	1.76	47.27	Peak	74	Pass
NVNT	g	2462	Ant2	2500	-55.86	1.76	41.16	Average	54	Pass
NVNT	n20	2412	Ant2	2310	-49.18	1.76	47.84	Peak	74	Pass
NVNT	n20	2412	Ant2	2310	-56.53	1.76	40.49	Average	54	Pass
NVNT	n20	2412	Ant2	2389.911	-40.01	1.76	57.01	Peak	74	Pass
NVNT	n20	2412	Ant2	2389.794	-52.68	1.76	44.34	Average	54	Pass
NVNT	n20	2412	Ant2	2390	-40.45	1.76	56.57	Peak	74	Pass
NVNT	n20	2412	Ant2	2390	-52.72	1.76	44.3	Average	54	Pass
NVNT	n20	2462	Ant2	2483.5	-38.71	1.76	58.31	Peak	74	Pass
NVNT	n20	2462	Ant2	2483.5	-50.26	1.76	46.76	Average	54	Pass
NVNT	n20	2462	Ant2	2484.047	-33.34	1.76	63.68	Peak	74	Pass
NVNT	n20	2462	Ant2	2483.57	-49.7	1.76	47.32	Average	54	Pass
NVNT	n20	2462	Ant2	2500	-50.32	1.76	46.7	Peak	74	Pass
NVNT	n20	2462	Ant2	2500	-55.88	1.76	41.14	Average	54	Pass
NVNT	n40	2422	Ant2	2310	-48.22	1.76	48.8	Peak	74	Pass
NVNT	n40	2422	Ant2	2310	-56.18	1.76	40.84	Average	54	Pass
NVNT	n40	2422	Ant2	2389.094	-37.37	1.76	59.65	Peak	74	Pass





NVNT	n40	2422	Ant2	2389.52	-51.82	1.76	45.2	Average	54	Pass
NVNT	n40	2422	Ant2	2390	-43.9	1.76	53.12	Peak	74	Pass
NVNT	n40	2422	Ant2	2390	-52.03	1.76	44.99	Average	54	Pass
NVNT	n40	2452	Ant2	2483.5	-34.54	1.76	62.48	Peak	74	Pass
NVNT	n40	2452	Ant2	2483.5	-48.84	1.76	48.18	Average	54	Pass
NVNT	n40	2452	Ant2	2484.712	-32.45	1.76	64.57	Peak	74	Pass
NVNT	n40	2452	Ant2	2483.776	-48.84	1.76	48.18	Average	54	Pass
NVNT	n40	2452	Ant2	2500	-50.21	1.76	46.81	Peak	74	Pass
NVNT	n40	2452	Ant2	2500	-55.63	1.76	41.39	Average	54	Pass

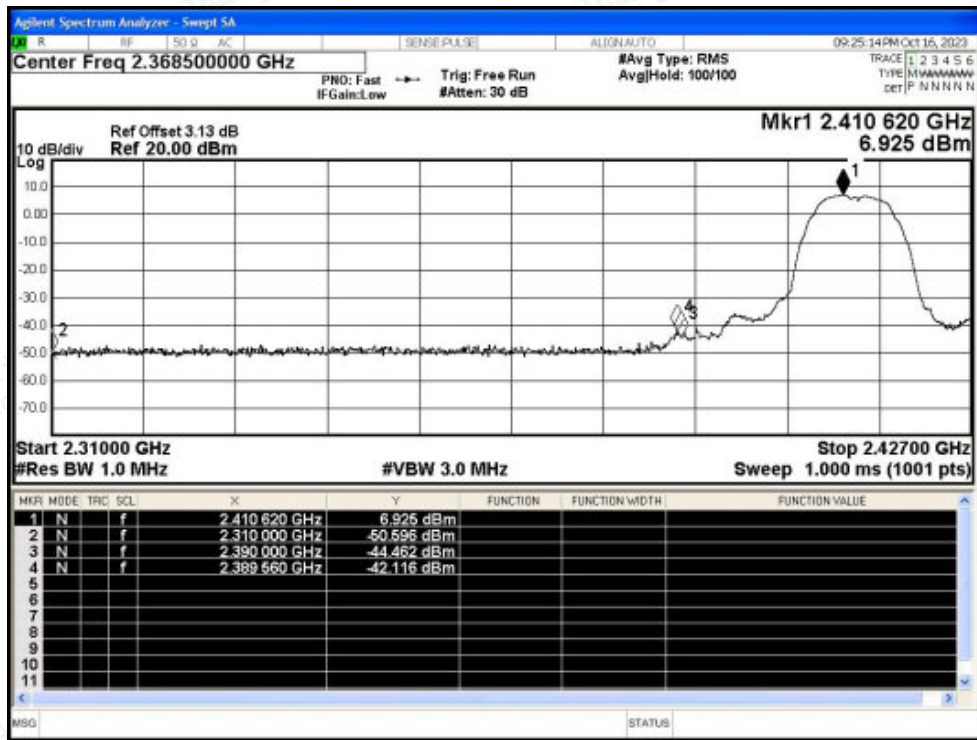


Shenzhen LCS Compliance Testing Laboratory Ltd.  
 Add: 101, 201 Bldg A & 301 Bldg C, Juji Industrial Park Yabianxueziwei, Shajing Street, Baoan District, Shenzhen, 518000, China  
 Tel: +(86) 0755-82591330 | E-mail: webmaster@lcs-cert.com | Web: www.lcs-cert.com  
 Scan code to check authenticity

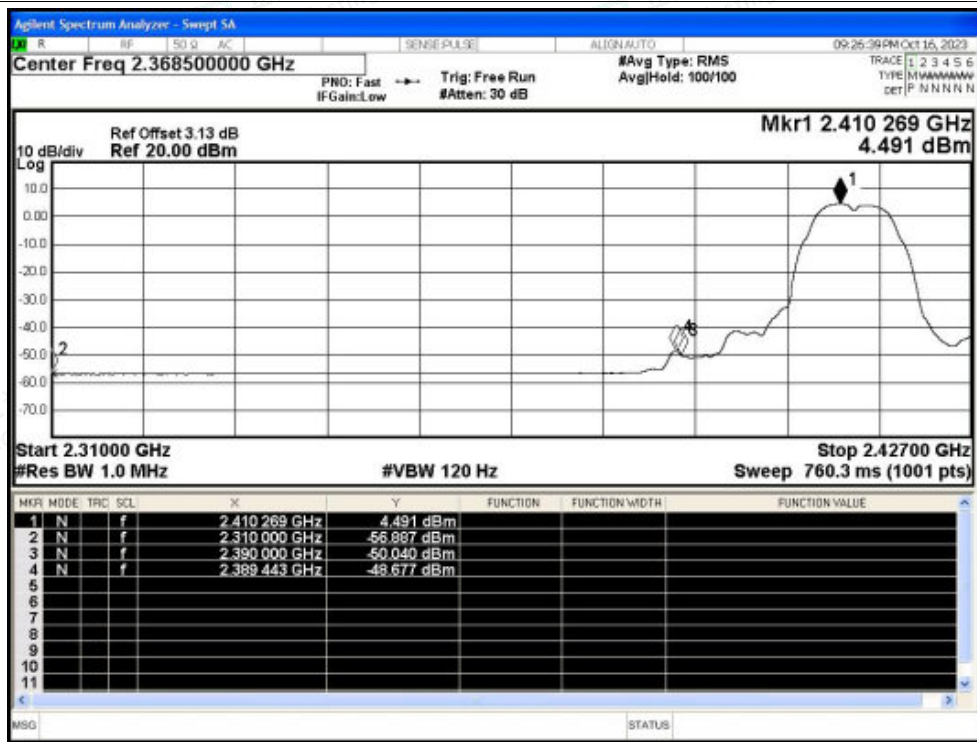


Test Graphs

Restrict Band NVNT b 2412MHz Ant2 Peak

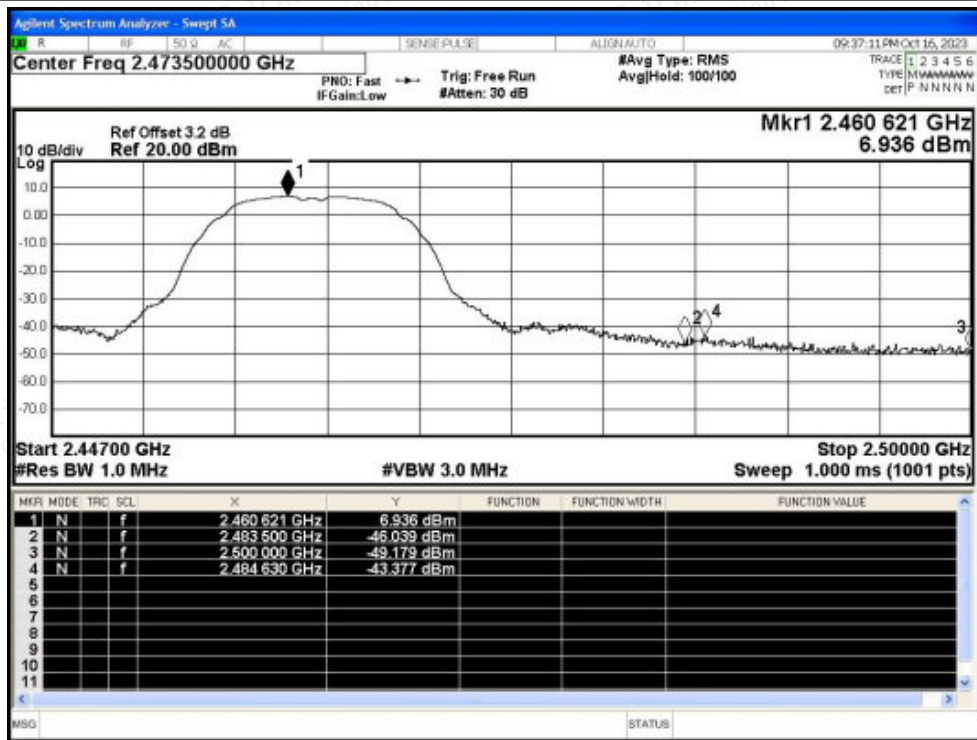


Restrict Band NVNT b 2412MHz Ant2 Average

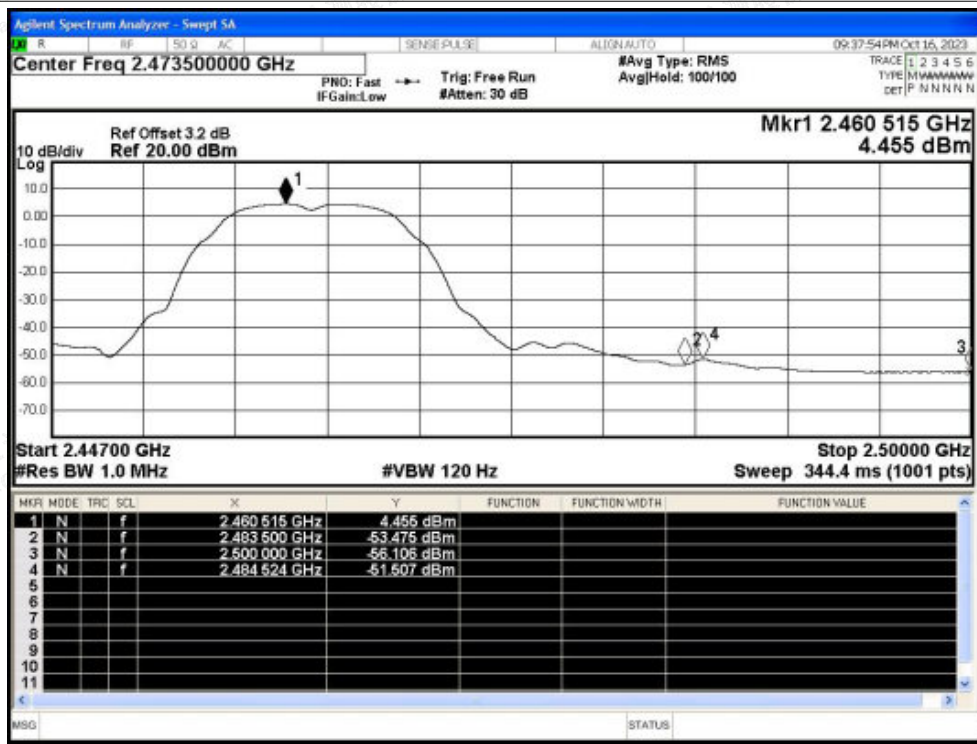




Restrict Band NVNT b 2462MHz Ant2 Peak



Restrict Band NVNT b 2462MHz Ant2 Average

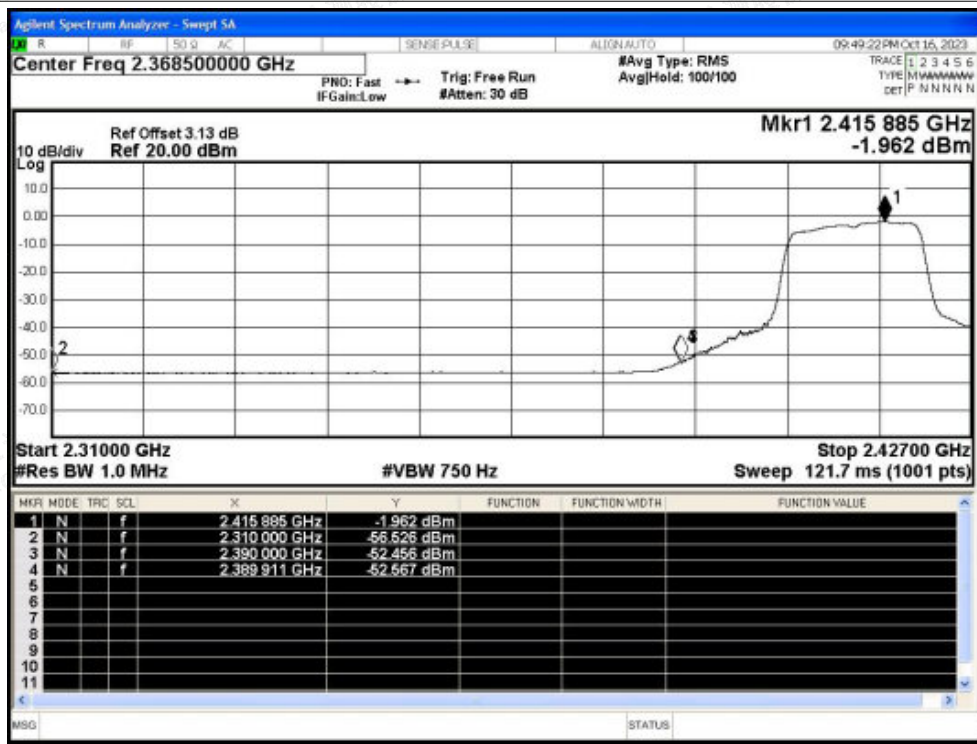




Restrict Band NVNT g 2412MHz Ant2 Peak

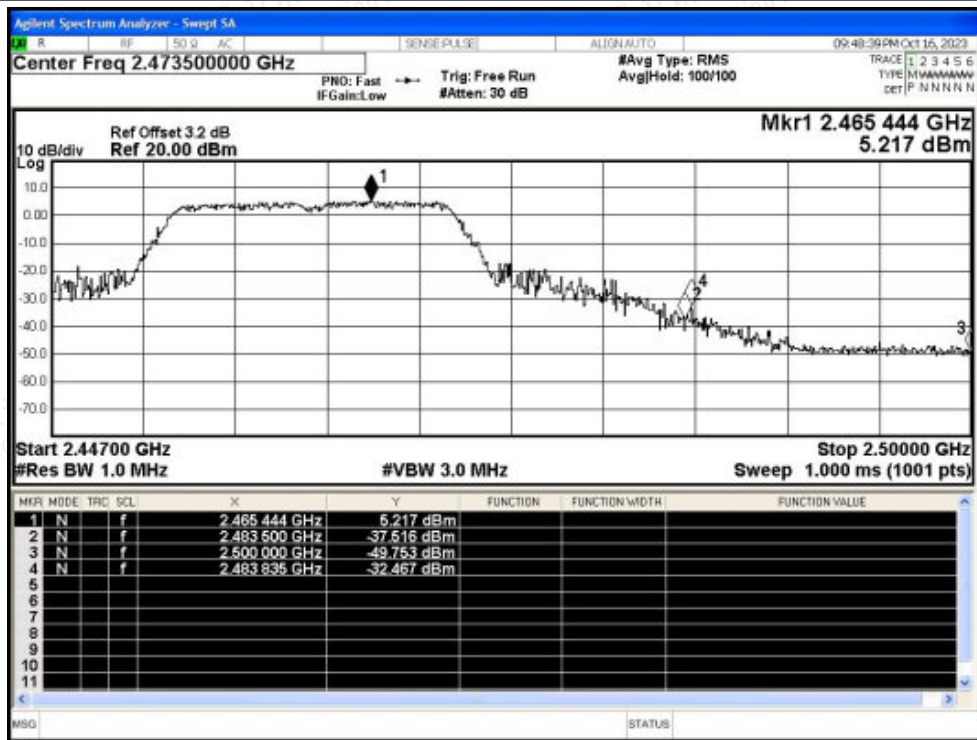


Restrict Band NVNT g 2412MHz Ant2 Average

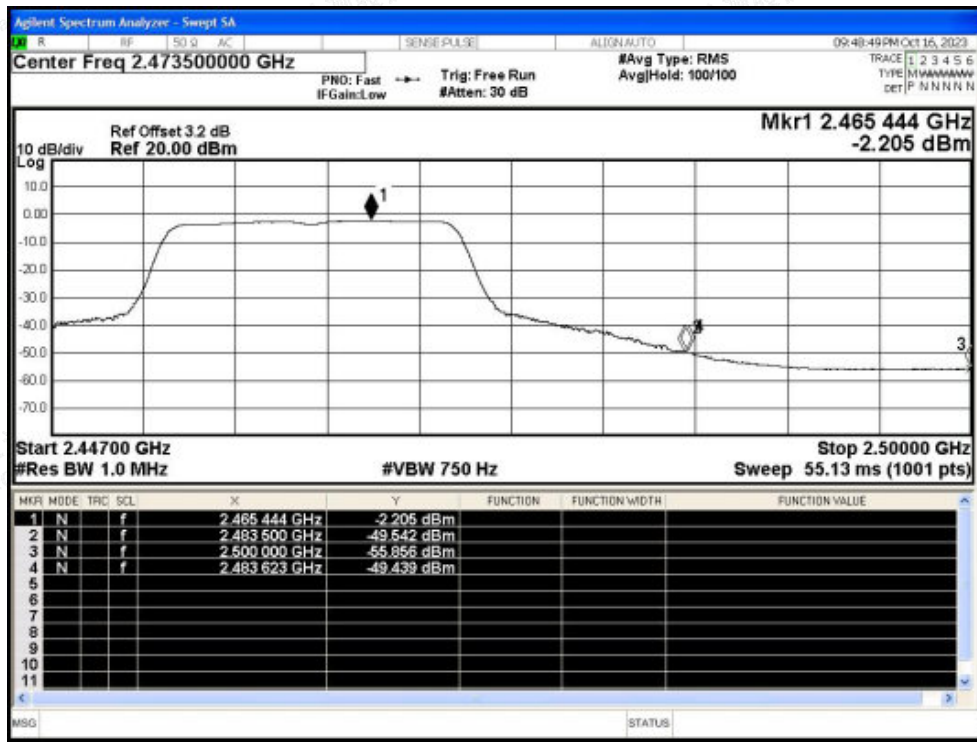




Restrict Band NVNT g 2462MHz Ant2 Peak

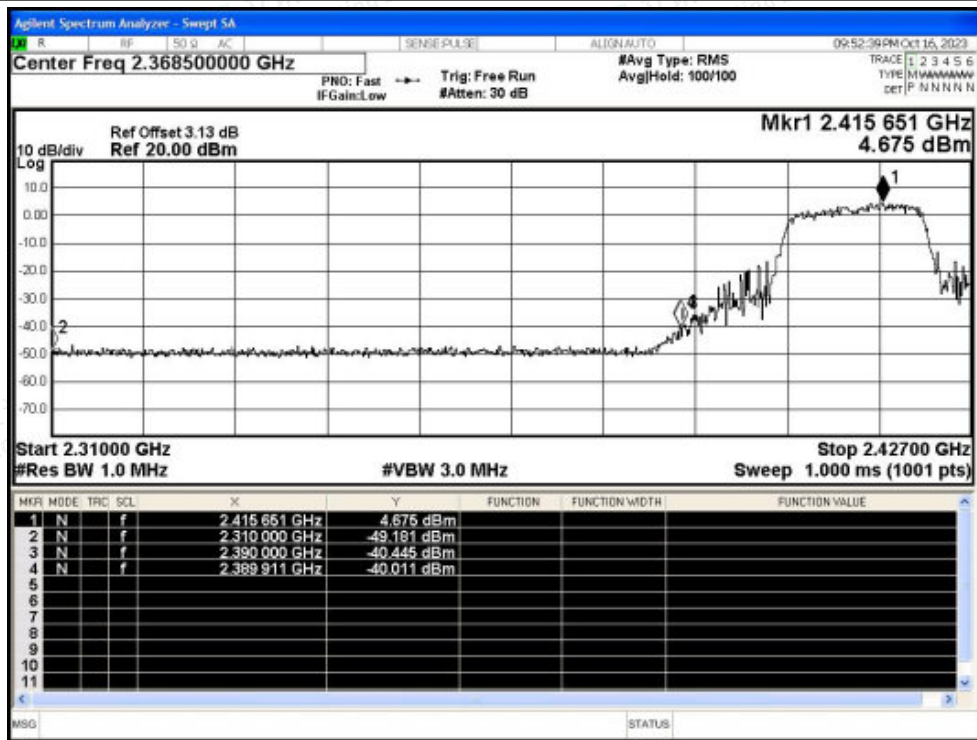


Restrict Band NVNT g 2462MHz Ant2 Average

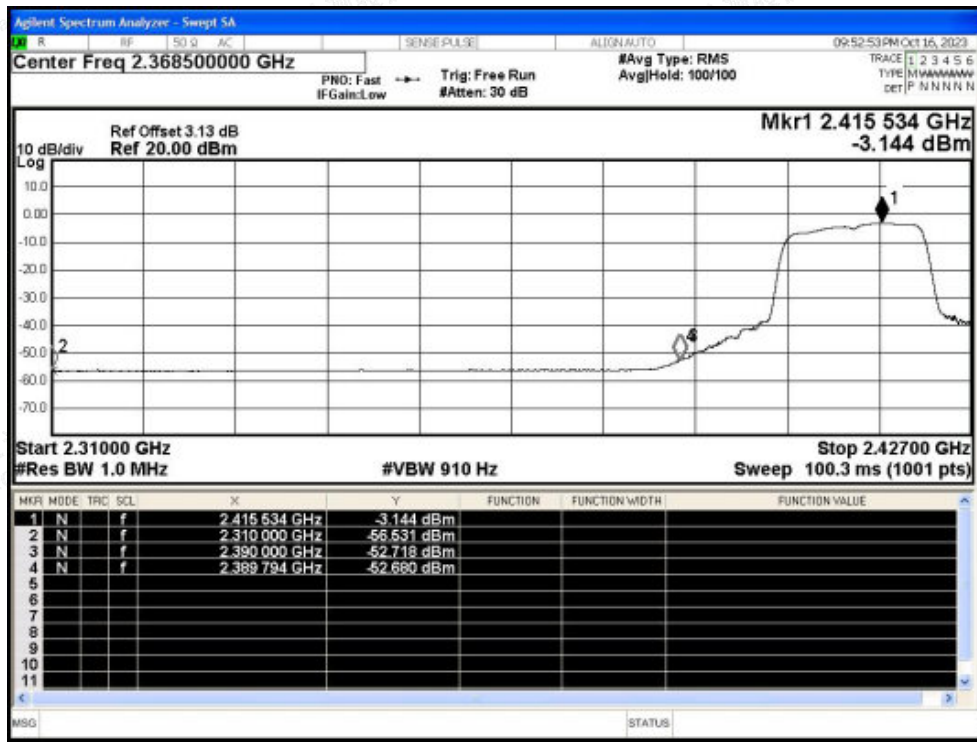




Restrict Band NVNT n20 2412MHz Ant2 Peak

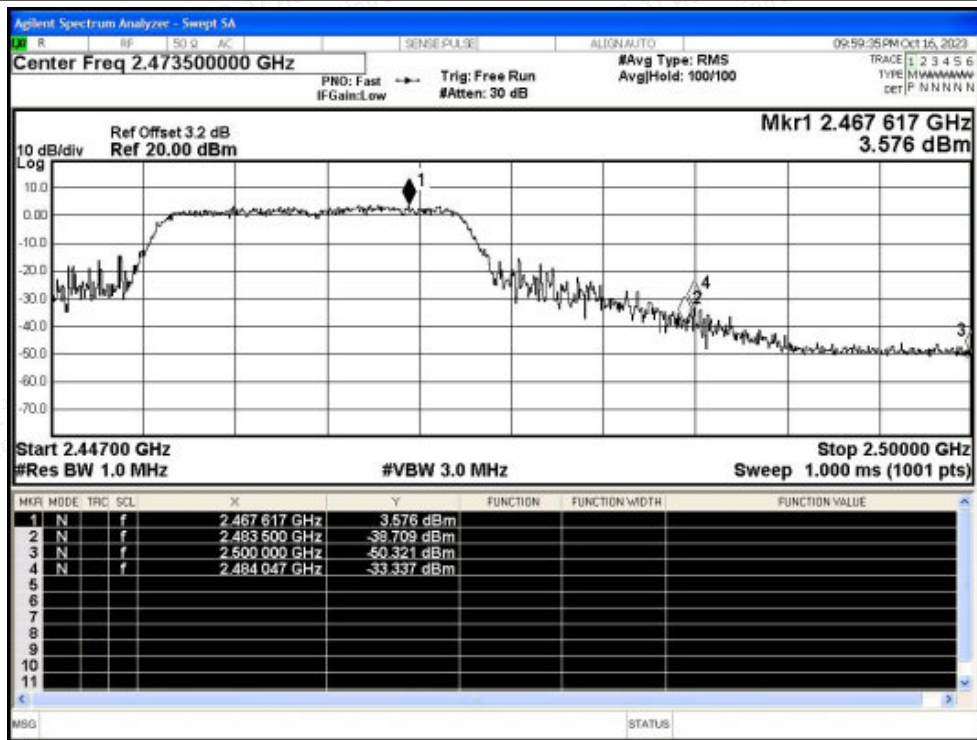


Restrict Band NVNT n20 2412MHz Ant2 Average

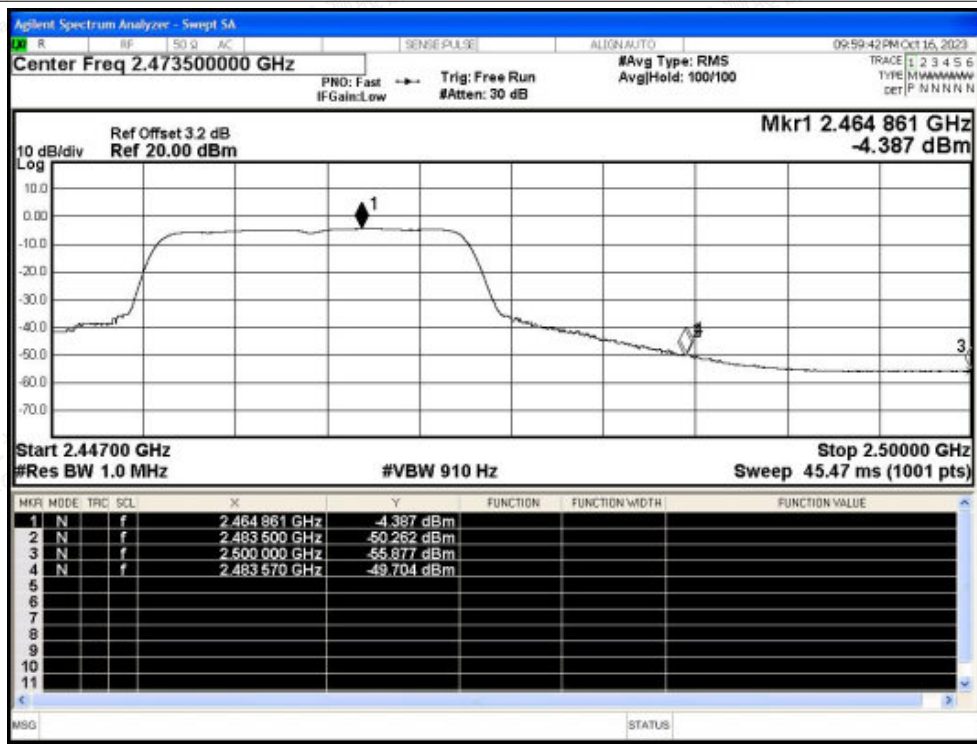




Restrict Band NVNT n20 2462MHz Ant2 Peak



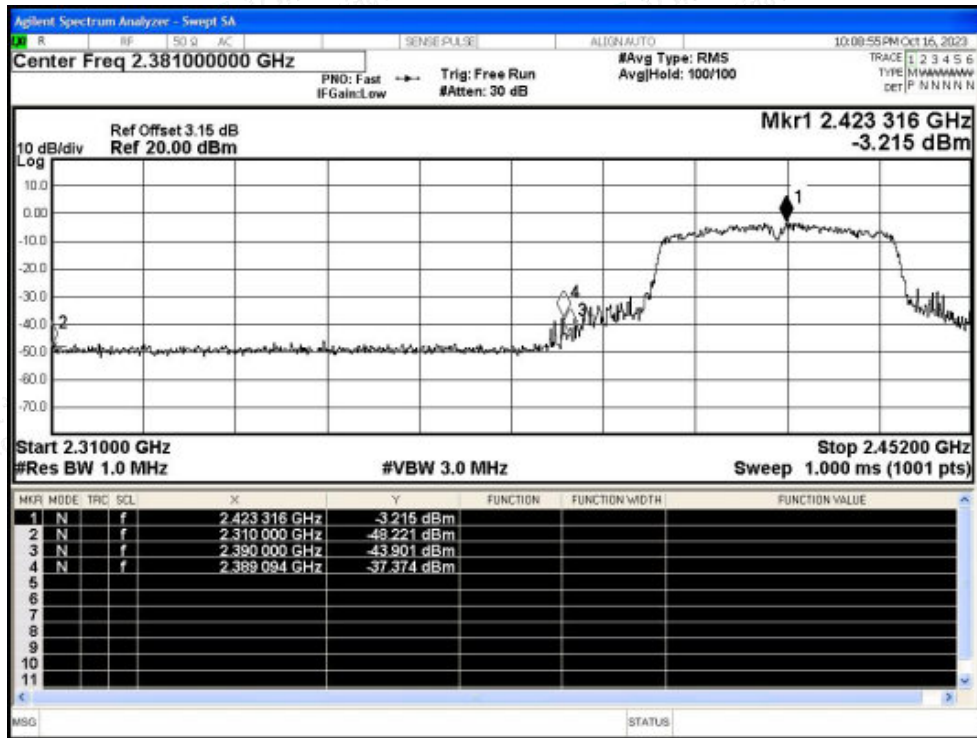
Restrict Band NVNT n20 2462MHz Ant2 Average



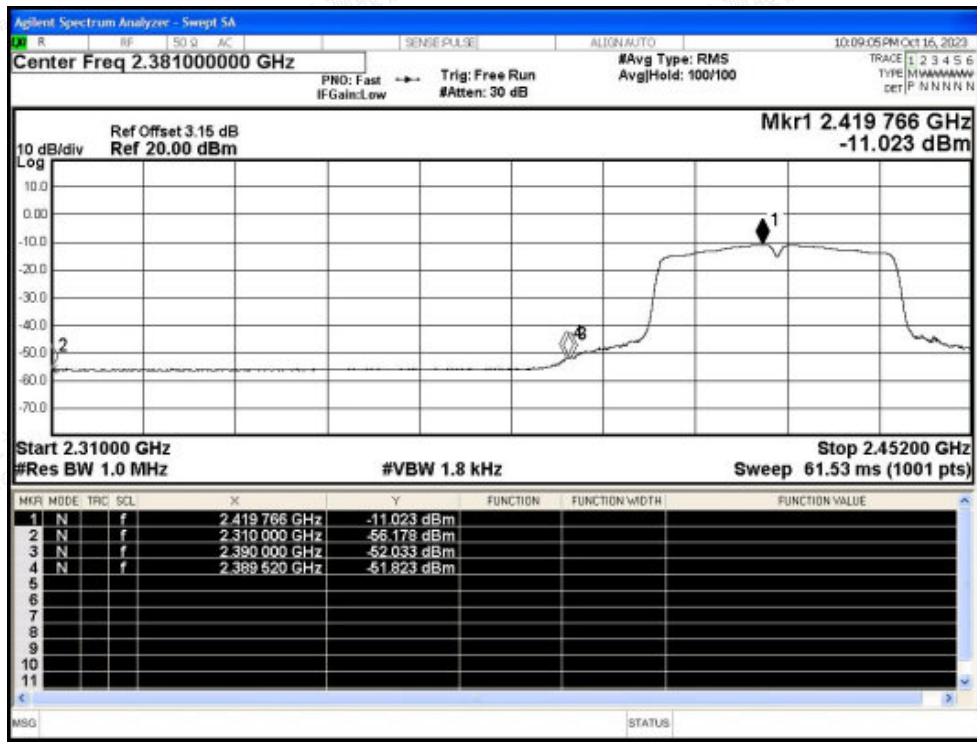




Restrict Band NVNT n40 2422MHz Ant2 Peak

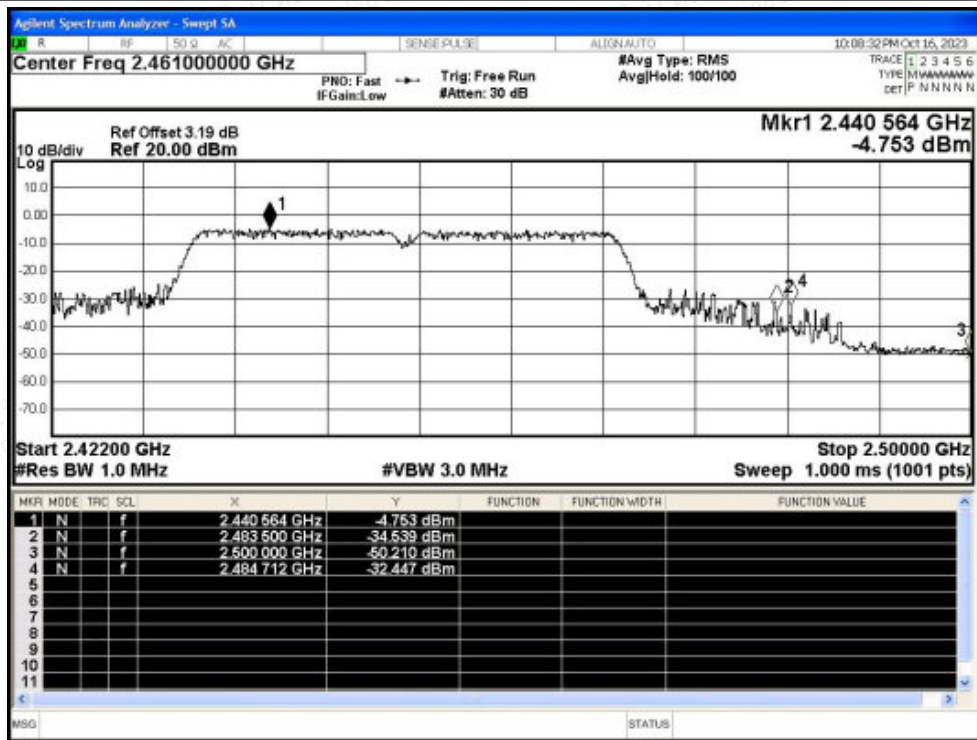


Restrict Band NVNT n40 2422MHz Ant2 Average

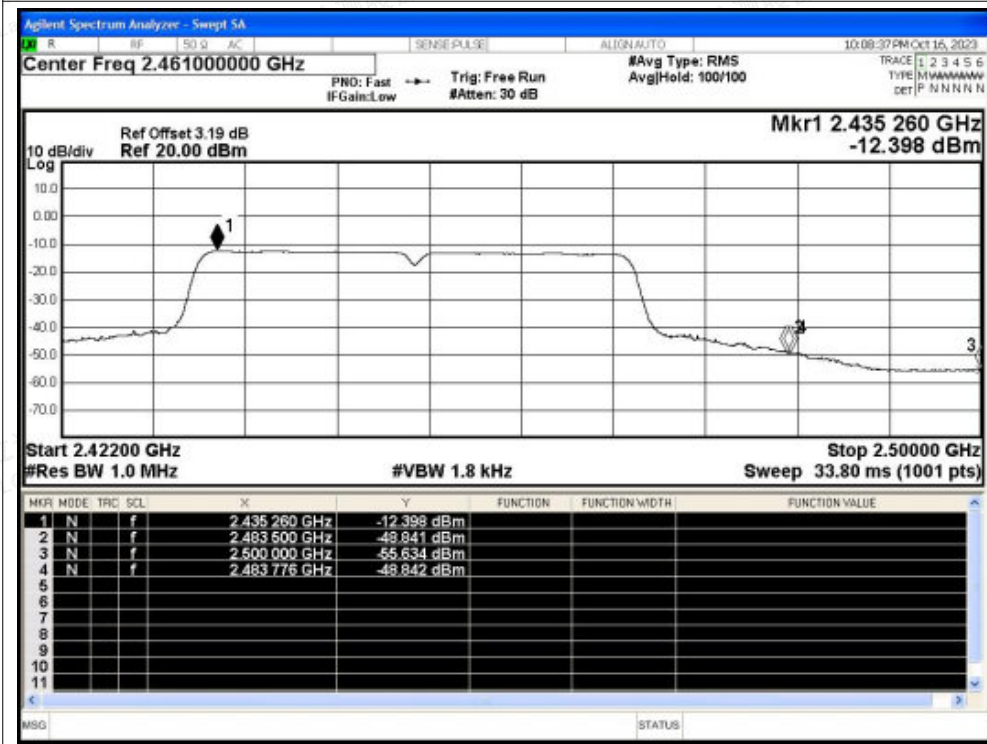




Restrict Band NVNT n40 2452MHz Ant2 Peak



Restrict Band NVNT n40 2452MHz Ant2 Average





MIMO

Condition	Mode	Frequency (MHz)	Ant0 Power (dBm)	Ant1 Power (dBm)	Gain (dBi)	Total E (dBuV/m)	Detector	Limit (dBuV/m)	Verdict
NVNT	n20	2412	-48.32	-46.25	4.50	55.61	Peak	74	Pass
NVNT	n20	2412	-55.27	-55.32	4.50	47.48	Average	54	Pass
NVNT	n20	2412	-44.45	-44.26	4.50	58.42	Peak	74	Pass
NVNT	n20	2412	-54.36	-54.65	4.50	48.27	Average	54	Pass
NVNT	n20	2412	-48.43	-48.54	4.50	54.29	Peak	74	Pass
NVNT	n20	2412	-53.25	-54.74	4.50	48.84	Average	54	Pass
NVNT	n20	2462	-47.15	-46.36	4.50	56.03	Peak	74	Pass
NVNT	n20	2462	-53.87	-53.99	4.50	48.84	Average	54	Pass
NVNT	n20	2462	-45.06	-45.01	4.50	57.74	Peak	74	Pass
NVNT	n20	2462	-53.46	-53.47	4.50	49.31	Average	54	Pass
NVNT	n20	2462	-47.76	-46.08	4.50	55.93	Peak	74	Pass
NVNT	n20	2462	-55.21	-54.67	4.50	47.84	Average	54	Pass
NVNT	n40	2422	-48.45	-47.63	4.50	54.75	Peak	74	Pass
NVNT	n40	2422	-55.74	-55.61	4.50	47.10	Average	54	Pass
NVNT	n40	2422	-45.24	-44.17	4.50	58.10	Peak	74	Pass
NVNT	n40	2422	-53.27	-54.11	4.50	49.10	Average	54	Pass
NVNT	n40	2422	-47.67	-44.43	4.50	57.02	Peak	74	Pass
NVNT	n40	2422	-53.78	-54.32	4.50	48.73	Average	54	Pass
NVNT	n40	2452	-46.21	-46.65	4.50	56.35	Peak	74	Pass
NVNT	n40	2452	-52.33	-52.56	4.50	50.33	Average	54	Pass
NVNT	n40	2452	-43.65	-43.76	4.50	59.07	Peak	74	Pass
NVNT	n40	2452	-52.15	-52.46	4.50	50.47	Average	54	Pass
NVNT	n40	2452	-47.32	-48.31	4.50	54.98	Peak	74	Pass
NVNT	n40	2452	-54.32	-54.44	4.50	48.39	Average	54	Pass



Shenzhen LCS Compliance Testing Laboratory Ltd.  
 Add: 101, 201 Bldg A & 301 Bldg C, Juji Industrial Park Yabianxueziwei, Shajing Street, Baoan District, Shenzhen, 518000, China  
 Tel: +(86) 0755-82591330 | E-mail: webmaster@lcs-cert.com | Web: www.lcs-cert.com  
 Scan code to check authenticity