



Appendix D

RF Test Data for 5.2GWIFI (Conducted Measurement)


Product Name: Smart Android Car TV

Test Model: AT133



Environmental Conditions

| | |
|--------------------|-----------|
| Temperature: | 23.8° C |
| Relative Humidity: | 52.3% |
| ATM Pressure: | 100.0 kPa |
| Test Engineer: | Joker Hu |
| Supervised by: | Ling Zhu |





D.1 -26dB Bandwidth

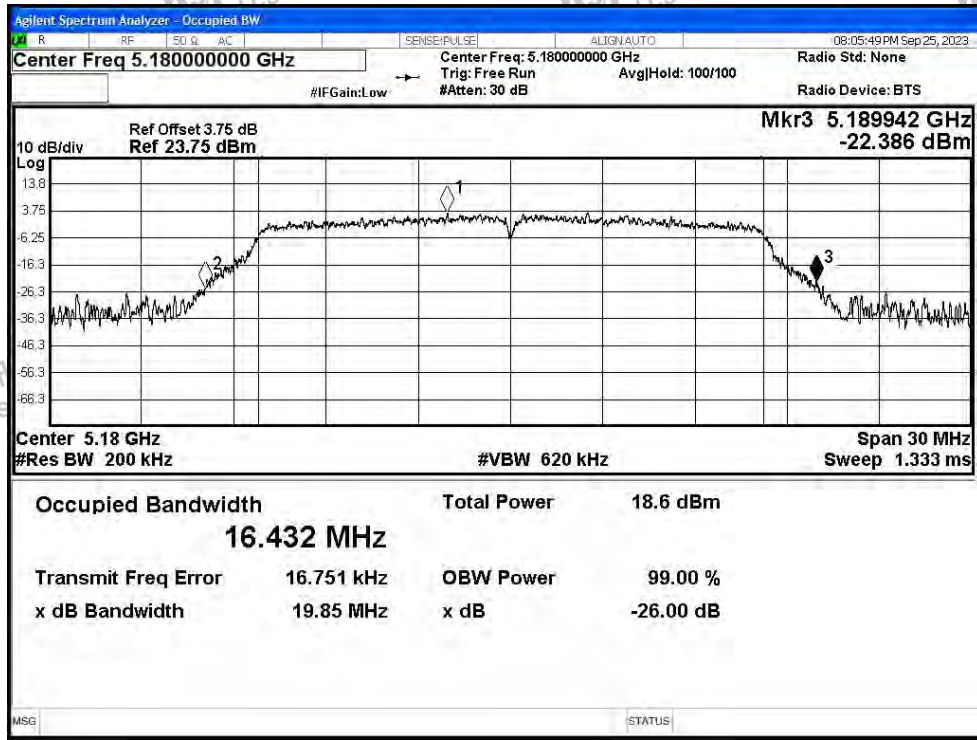
| Condition | Mode | Frequency (MHz) | Antenna | -26 dB Bandwidth (MHz) | Limit -26 dB Bandwidth (MHz) | Verdict |
|-----------|------|-----------------|---------|------------------------|------------------------------|---------|
| NVNT | a | 5180 | Ant1 | 19.85 | >=0.5 | Pass |
| NVNT | a | 5200 | Ant1 | 19.727 | >=0.5 | Pass |
| NVNT | a | 5240 | Ant1 | 19.826 | >=0.5 | Pass |
| NVNT | n20 | 5180 | Ant1 | 19.973 | >=0.5 | Pass |
| NVNT | n20 | 5200 | Ant1 | 20.202 | >=0.5 | Pass |
| NVNT | n20 | 5240 | Ant1 | 20.091 | >=0.5 | Pass |
| NVNT | n40 | 5190 | Ant1 | 40.352 | >=0.5 | Pass |
| NVNT | n40 | 5230 | Ant1 | 40.07 | >=0.5 | Pass |
| NVNT | ac20 | 5180 | Ant1 | 20.105 | >=0.5 | Pass |
| NVNT | ac20 | 5200 | Ant1 | 20.31 | >=0.5 | Pass |
| NVNT | ac20 | 5240 | Ant1 | 20.037 | >=0.5 | Pass |
| NVNT | ac40 | 5190 | Ant1 | 40.284 | >=0.5 | Pass |
| NVNT | ac40 | 5230 | Ant1 | 40.265 | >=0.5 | Pass |
| NVNT | ac80 | 5210 | Ant1 | 80.302 | >=0.5 | Pass |



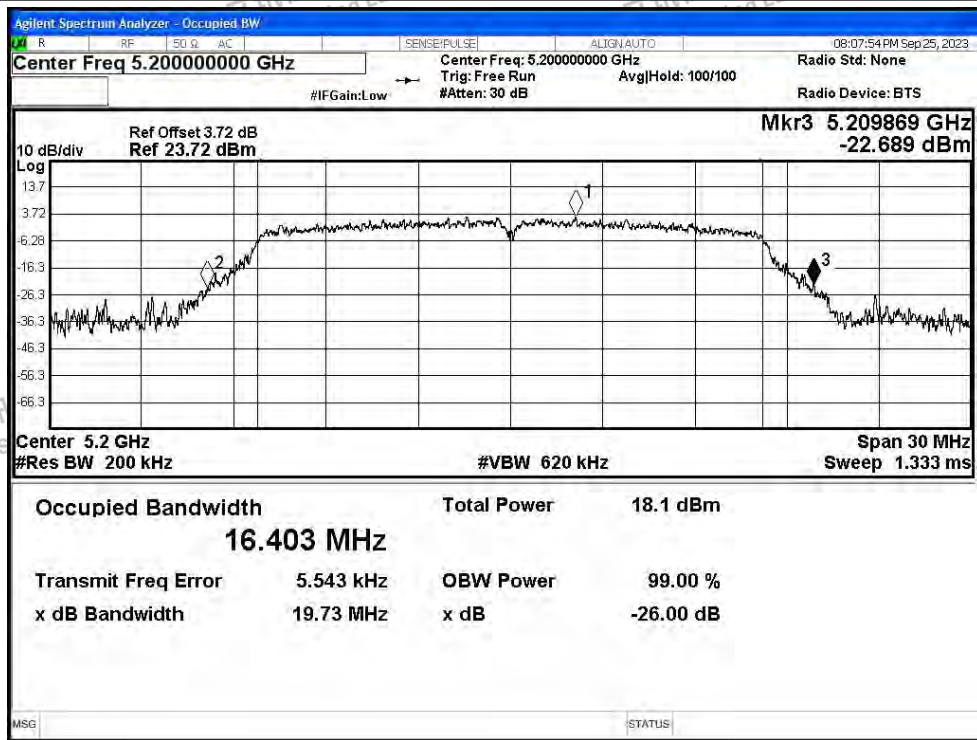


Test Graphs

-26dB Bandwidth NVNT a 5180MHz Ant1

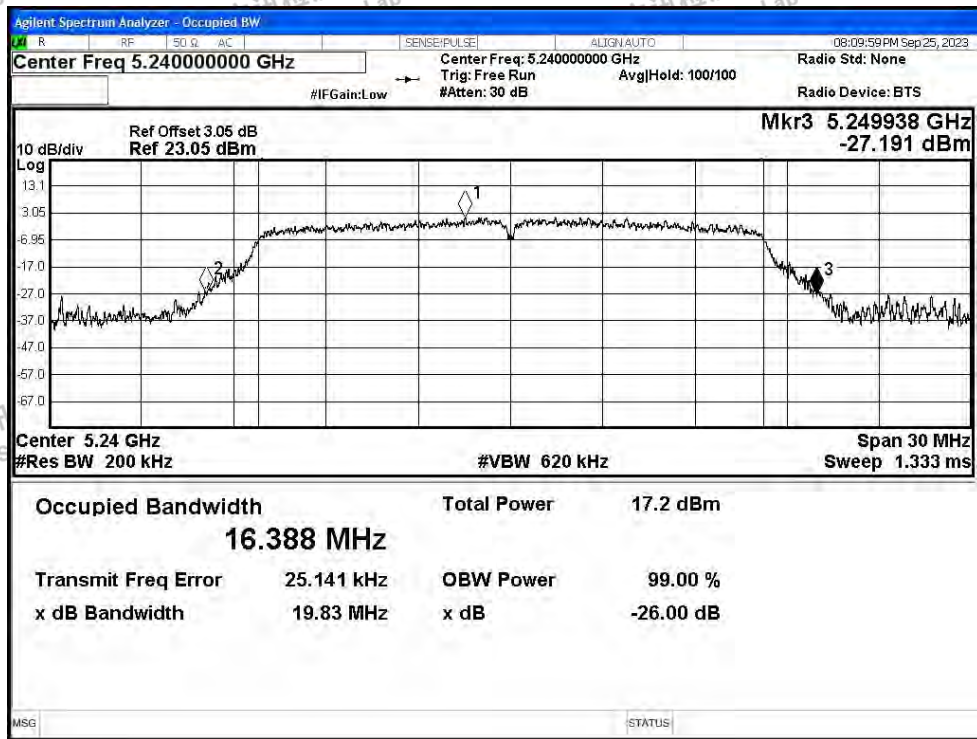


-26dB Bandwidth NVNT a 5200MHz Ant1

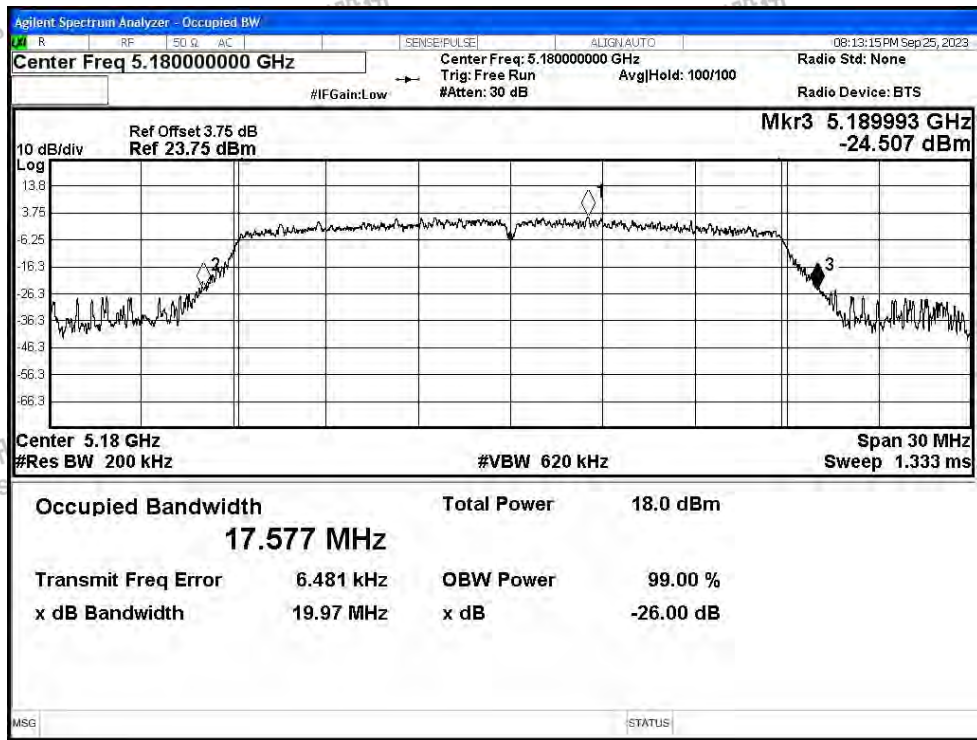




-26dB Bandwidth NVNT a 5240MHz Ant1



-26dB Bandwidth NVNT n20 5180MHz Ant1



Shenzhen LCS Compliance Testing Laboratory Ltd.

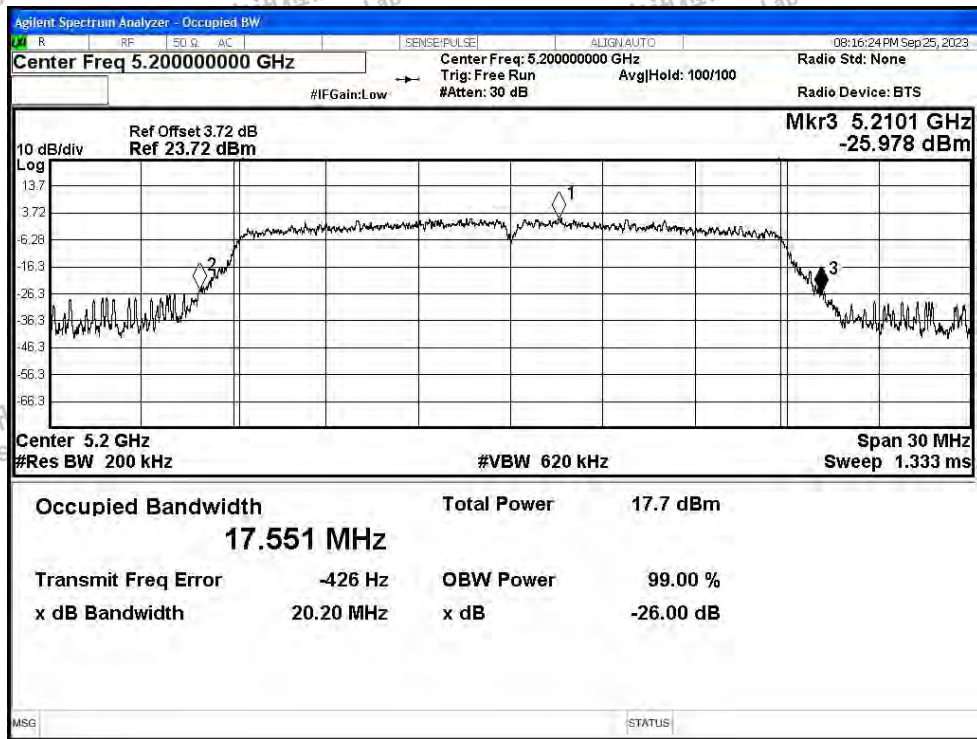
Add: 101, 201 Bldg A & 301 Bldg C, Juji Industrial Park Yabianxueziwei, Shajing Street, Baoan District, Shenzhen, 518000, China

Tel: +(86) 0755-82591330 | E-mail: webmaster@lcs-cert.com | Web: www.lcs-cert.com

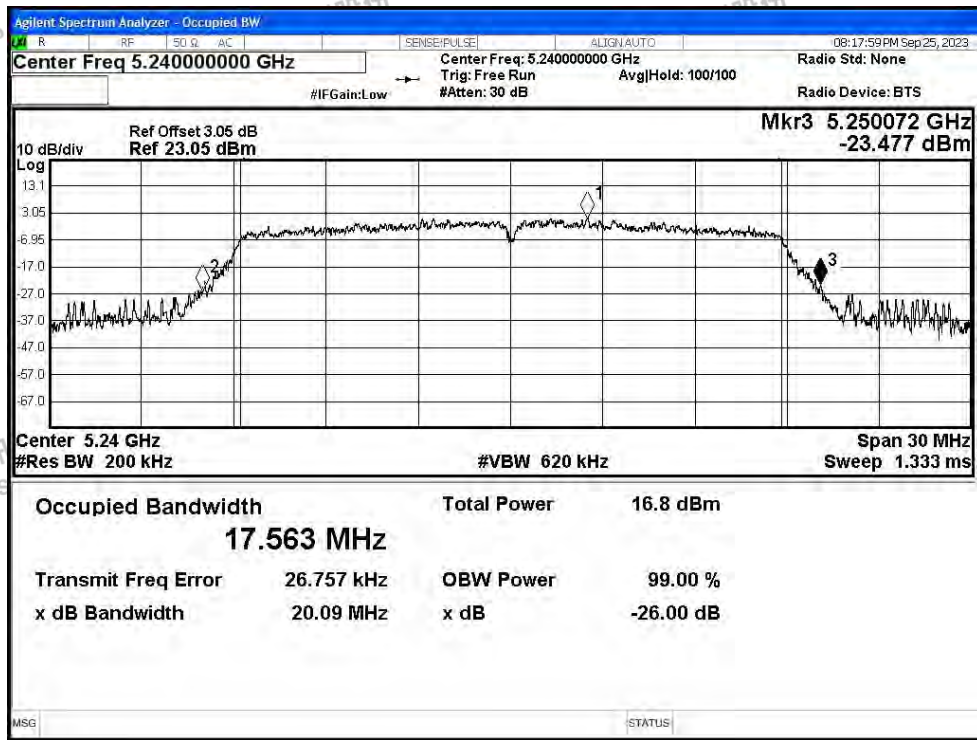
Scan code to check authenticity



-26dB Bandwidth NVNT n20 5200MHz Ant1

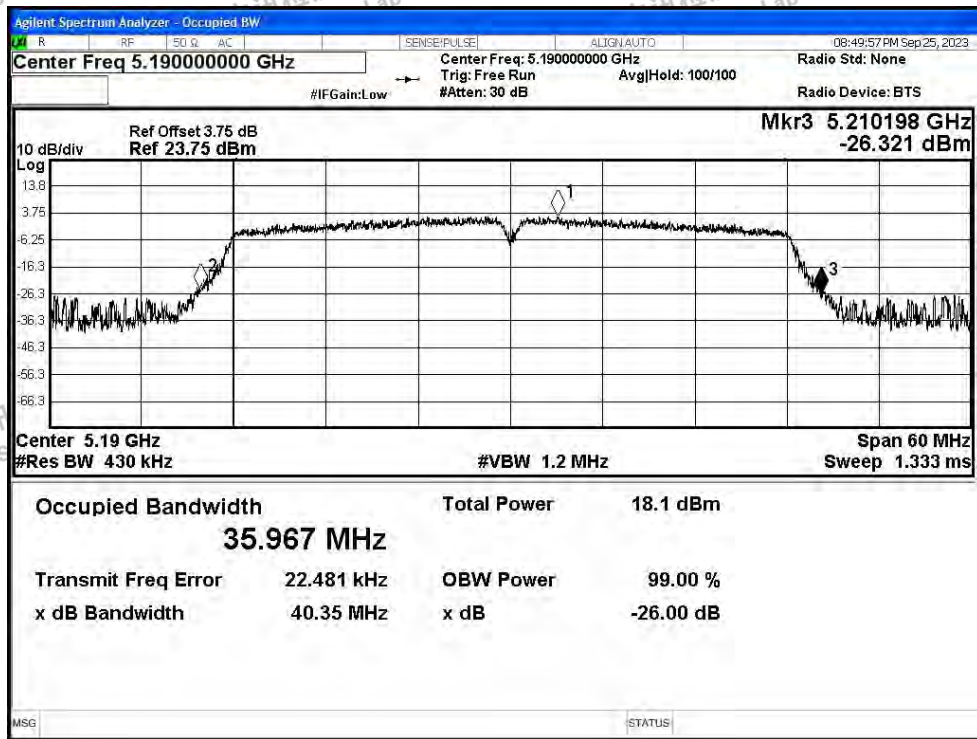


-26dB Bandwidth NVNT n20 5240MHz Ant1

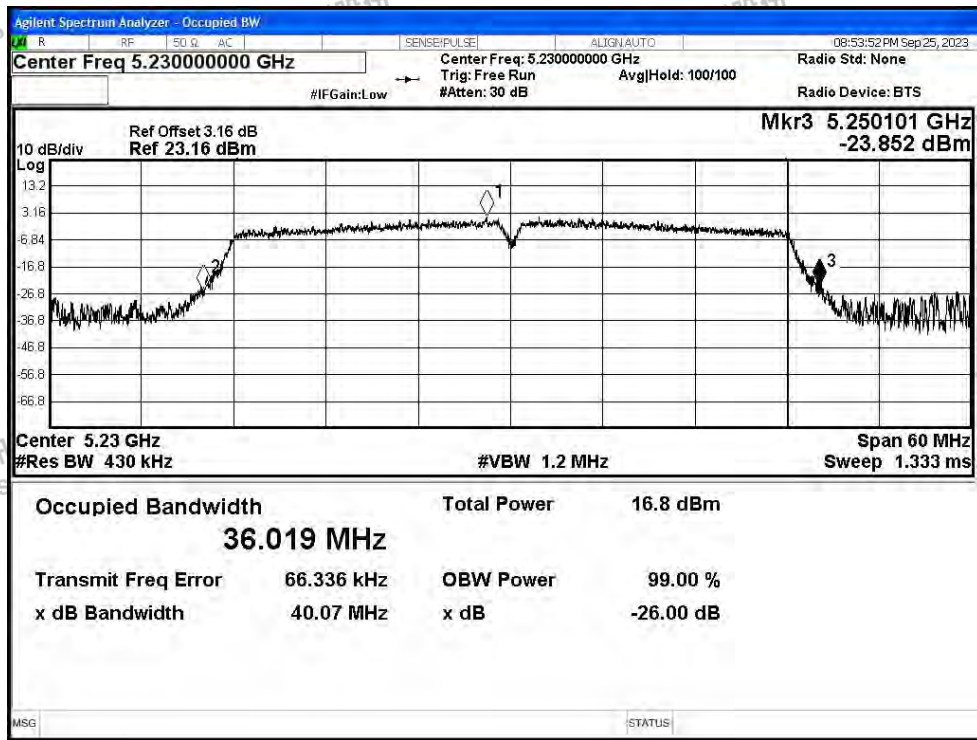




-26dB Bandwidth NVNT n40 5190MHz Ant1



-26dB Bandwidth NVNT n40 5230MHz Ant1



Shenzhen LCS Compliance Testing Laboratory Ltd.

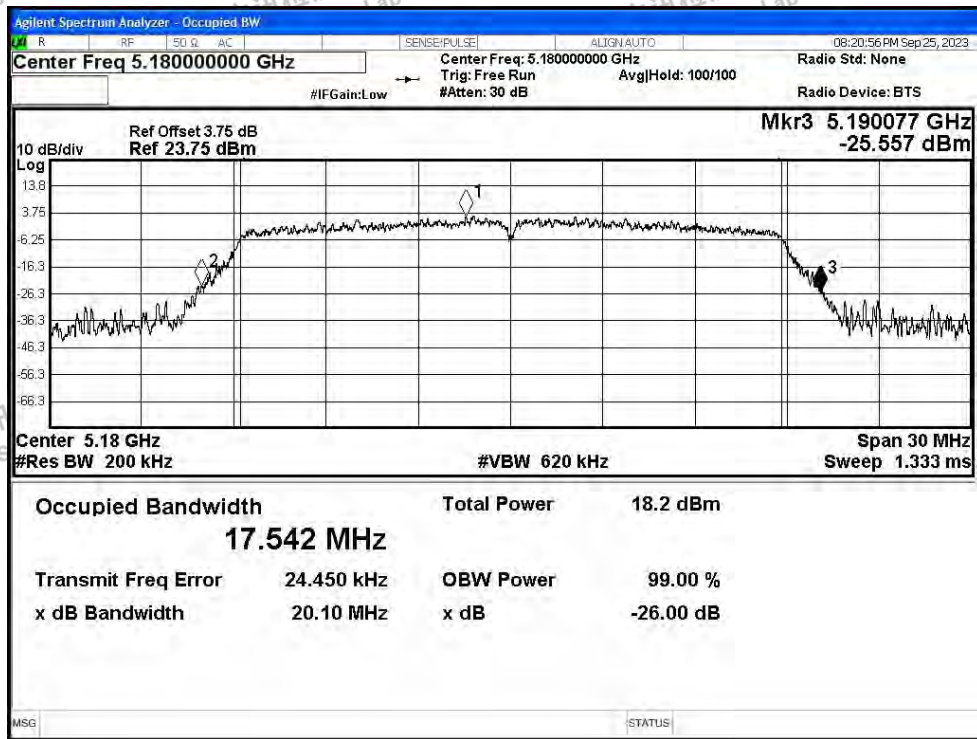
Add: 101, 201 Bldg A & 301 Bldg C, Juji Industrial Park Yabianxueziwei, Shajing Street, Baoan District, Shenzhen, 518000, China

Tel: +(86) 0755-82591330 | E-mail: webmaster@lcs-cert.com | Web: www.lcs-cert.com

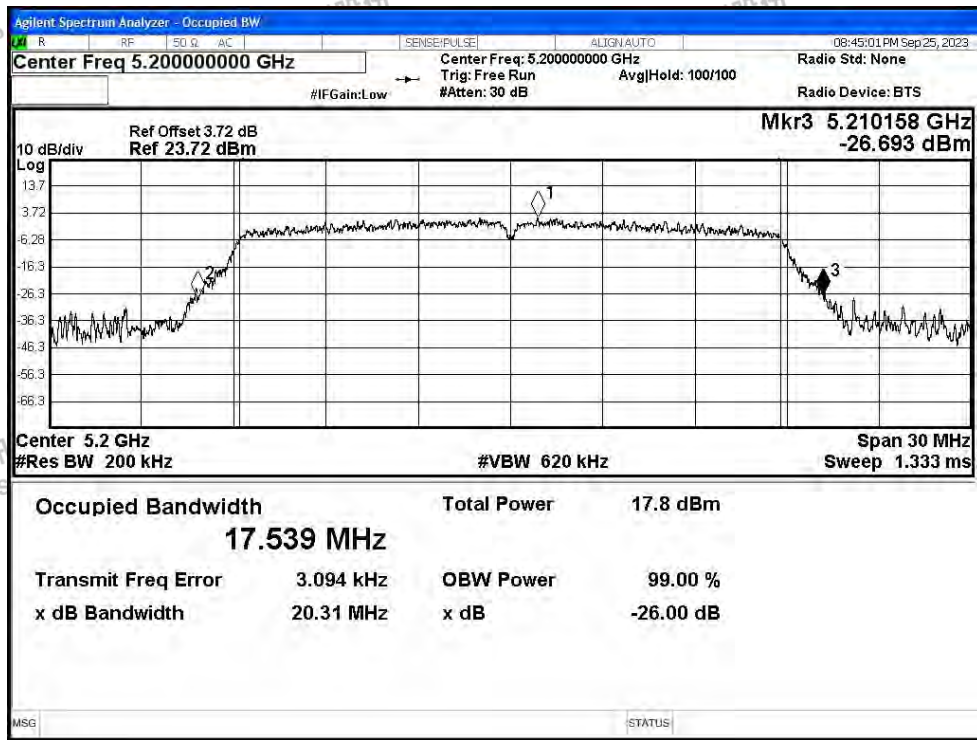
Scan code to check authenticity



-26dB Bandwidth NVNT ac20 5180MHz Ant1

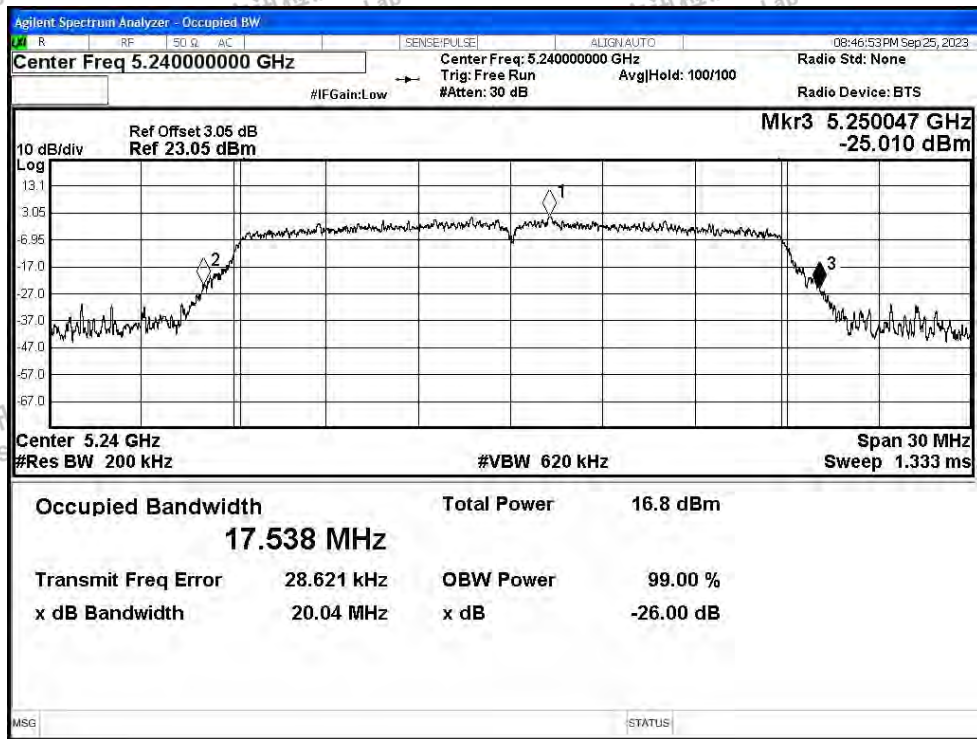


-26dB Bandwidth NVNT ac20 5200MHz Ant1

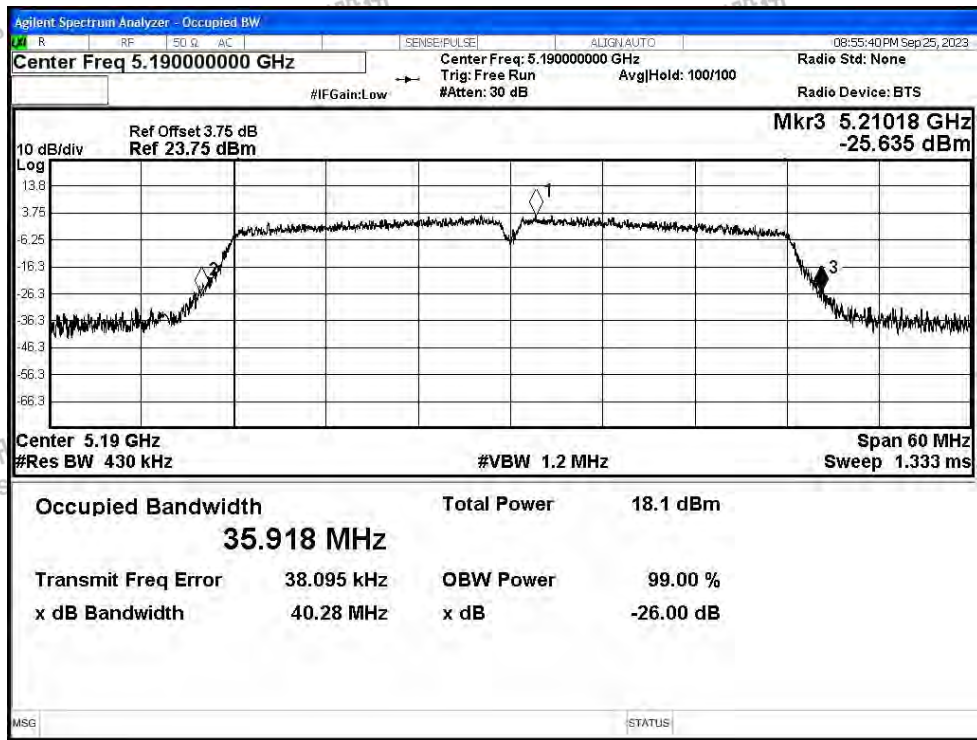




-26dB Bandwidth NVNT ac20 5240MHz Ant1

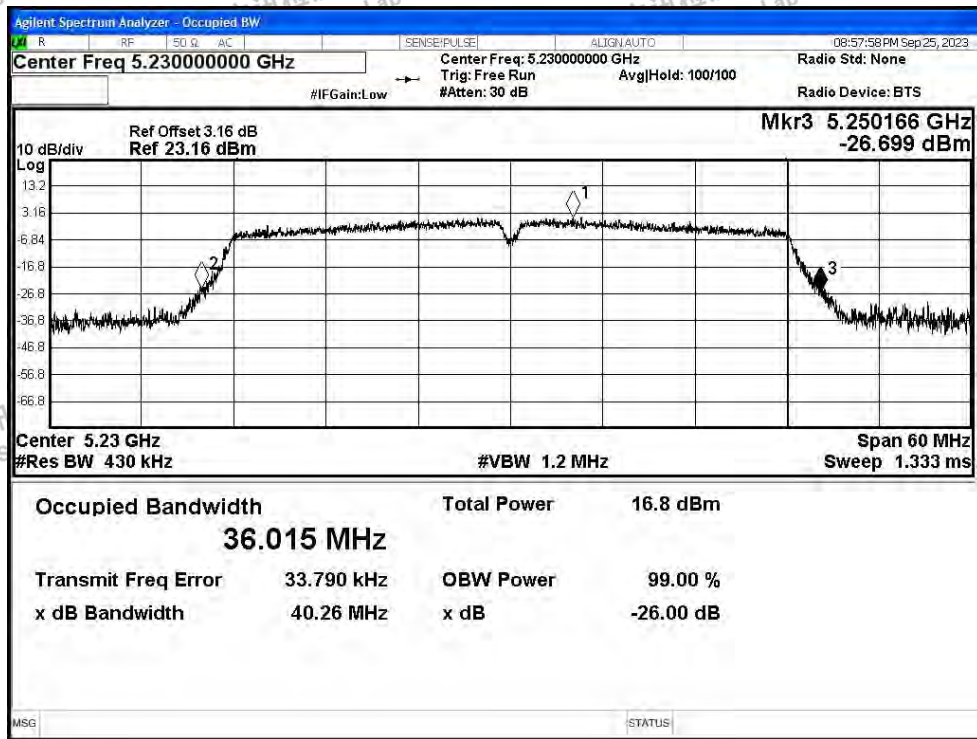


-26dB Bandwidth NVNT ac40 5190MHz Ant1

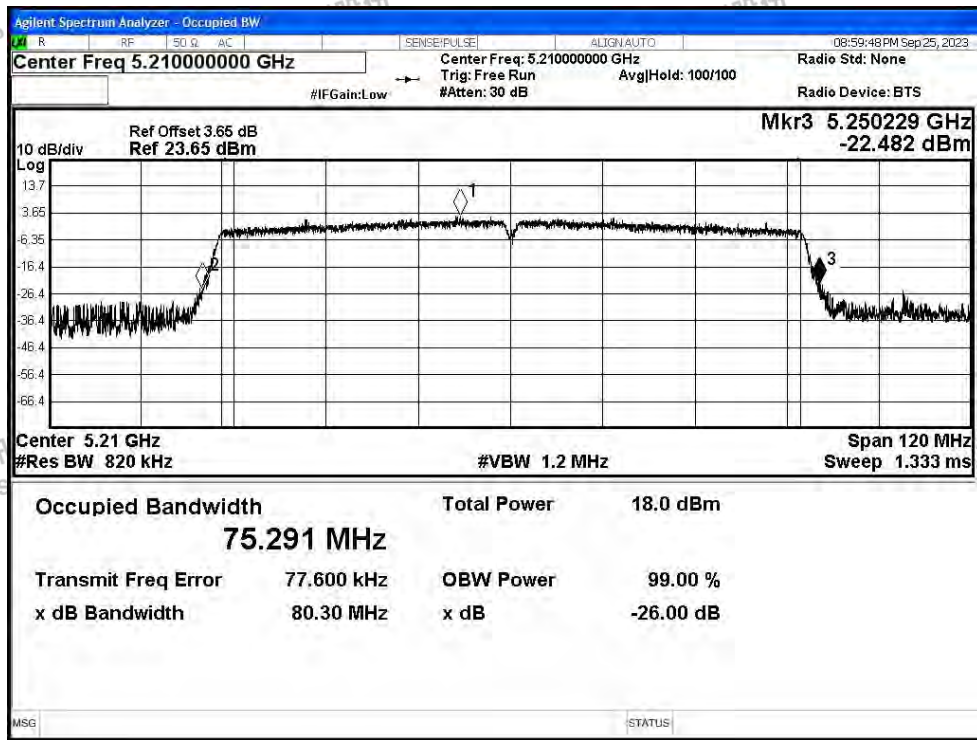




-26dB Bandwidth NVNT ac40 5230MHz Ant1



-26dB Bandwidth NVNT ac80 5210MHz Ant1





D.2 Maximum Conducted Output Power

| Condition | Mode | Frequency (MHz) | Antenna | Total Power (dBm) | Limit (dBm) | Verdict |
|-----------|------|-----------------|---------|-------------------|-------------|---------|
| NVNT | a | 5180 | Ant1 | 13.03 | 24 | Pass |
| NVNT | a | 5200 | Ant1 | 12.71 | 24 | Pass |
| NVNT | a | 5240 | Ant1 | 11.82 | 24 | Pass |
| NVNT | n20 | 5180 | Ant1 | 12.57 | 24 | Pass |
| NVNT | n20 | 5200 | Ant1 | 12.27 | 24 | Pass |
| NVNT | n20 | 5240 | Ant1 | 10.88 | 24 | Pass |
| NVNT | n40 | 5190 | Ant1 | 12.64 | 24 | Pass |
| NVNT | n40 | 5230 | Ant1 | 11.16 | 24 | Pass |
| NVNT | ac20 | 5180 | Ant1 | 12.62 | 24 | Pass |
| NVNT | ac20 | 5200 | Ant1 | 12.36 | 24 | Pass |
| NVNT | ac20 | 5240 | Ant1 | 11.24 | 24 | Pass |
| NVNT | ac40 | 5190 | Ant1 | 12.56 | 24 | Pass |
| NVNT | ac40 | 5230 | Ant1 | 11.17 | 24 | Pass |
| NVNT | ac80 | 5210 | Ant1 | 11.6 | 24 | Pass |





D.3 Maximum Power Spectral Density Level

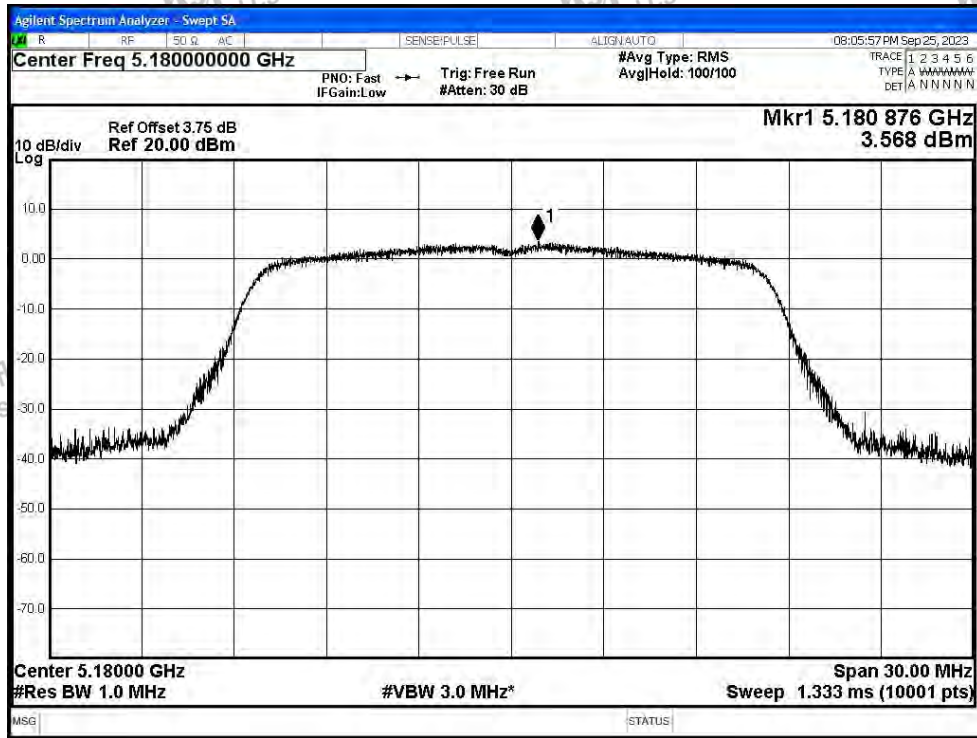
| Condition | Mode | Frequency (MHz) | Antenna | Total PSD (dBm) | Limit (dBm) | Verdict |
|-----------|------|-----------------|---------|-----------------|-------------|---------|
| NVNT | a | 5180 | Ant1 | 3.71 | 11 | Pass |
| NVNT | a | 5200 | Ant1 | 3.25 | 11 | Pass |
| NVNT | a | 5240 | Ant1 | 2.32 | 11 | Pass |
| NVNT | n20 | 5180 | Ant1 | 2.85 | 11 | Pass |
| NVNT | n20 | 5200 | Ant1 | 2.36 | 11 | Pass |
| NVNT | n20 | 5240 | Ant1 | 1.93 | 11 | Pass |
| NVNT | n40 | 5190 | Ant1 | -0.13 | 11 | Pass |
| NVNT | n40 | 5230 | Ant1 | -1.54 | 11 | Pass |
| NVNT | ac20 | 5180 | Ant1 | 2.94 | 11 | Pass |
| NVNT | ac20 | 5200 | Ant1 | 2.36 | 11 | Pass |
| NVNT | ac20 | 5240 | Ant1 | 1.24 | 11 | Pass |
| NVNT | ac40 | 5190 | Ant1 | -0.26 | 11 | Pass |
| NVNT | ac40 | 5230 | Ant1 | -1.6 | 11 | Pass |
| NVNT | ac80 | 5210 | Ant1 | -3.98 | 11 | Pass |



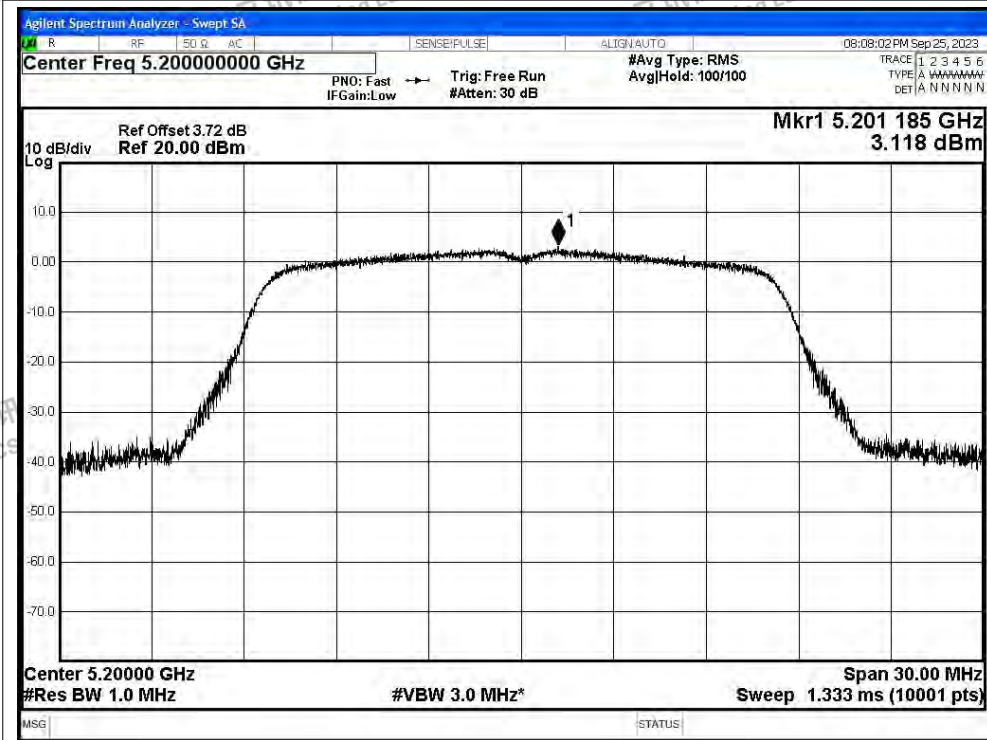


Test Graphs

PSD NVNT a 5180MHz Ant1

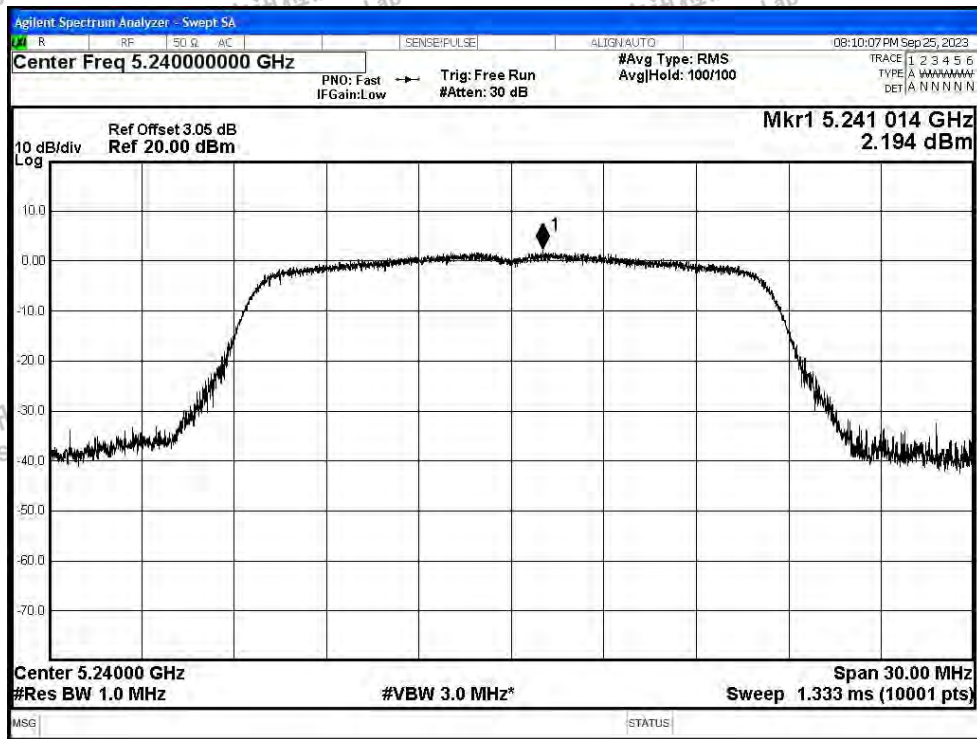


PSD NVNT a 5200MHz Ant1

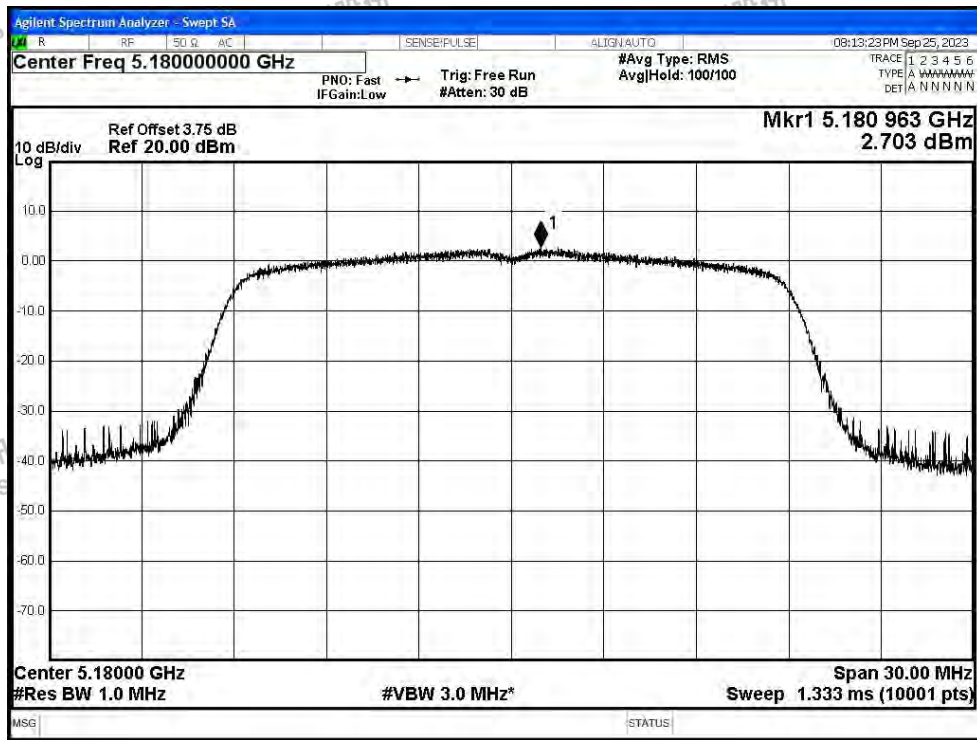


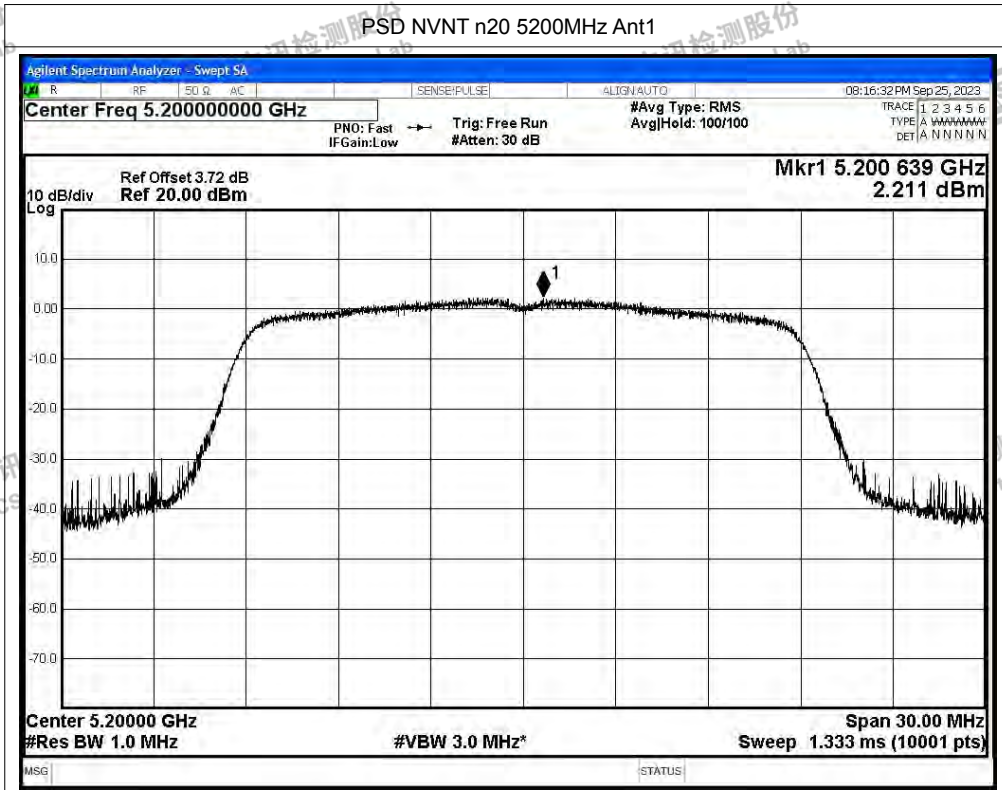


PSD NVNT a 5240MHz Ant1

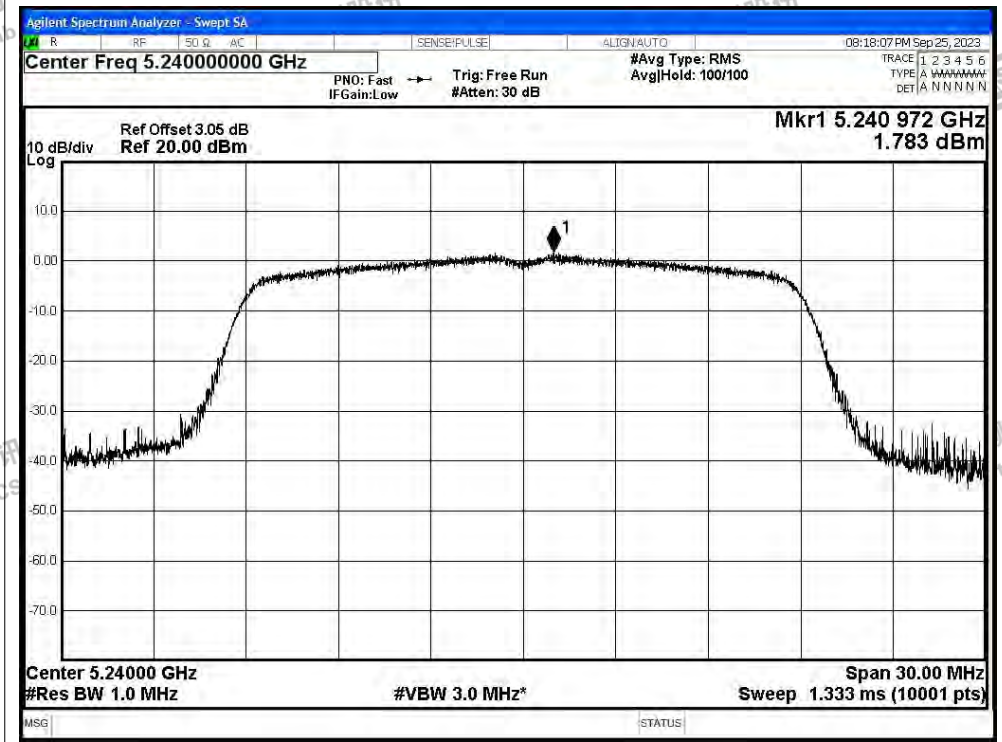


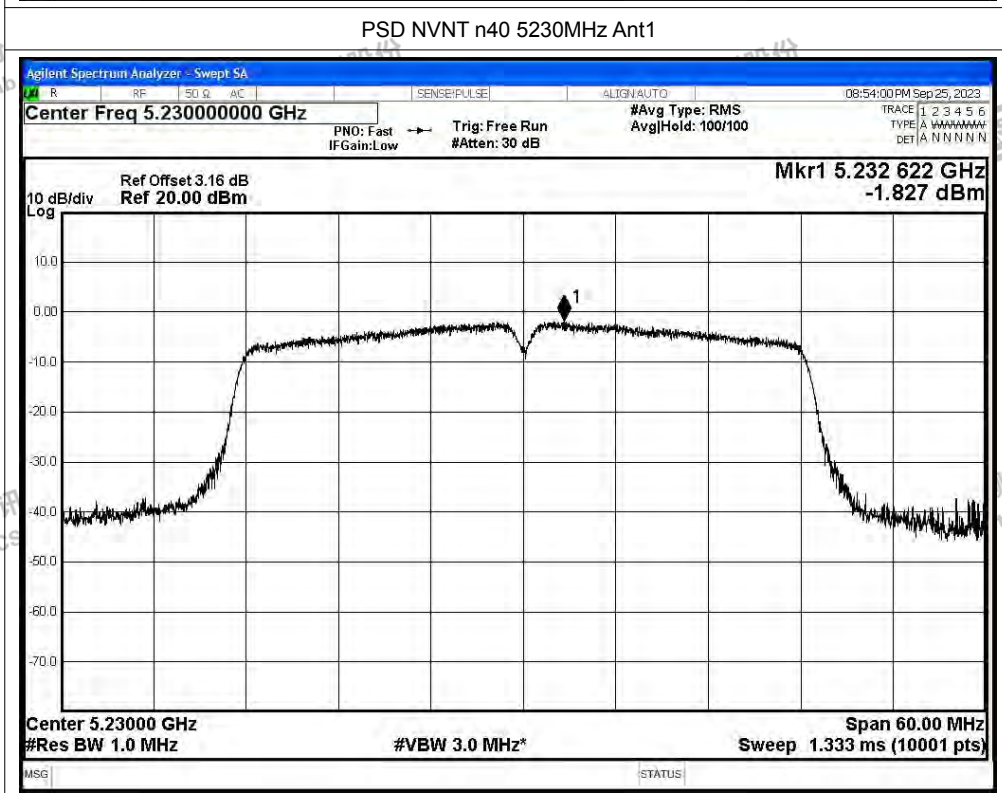
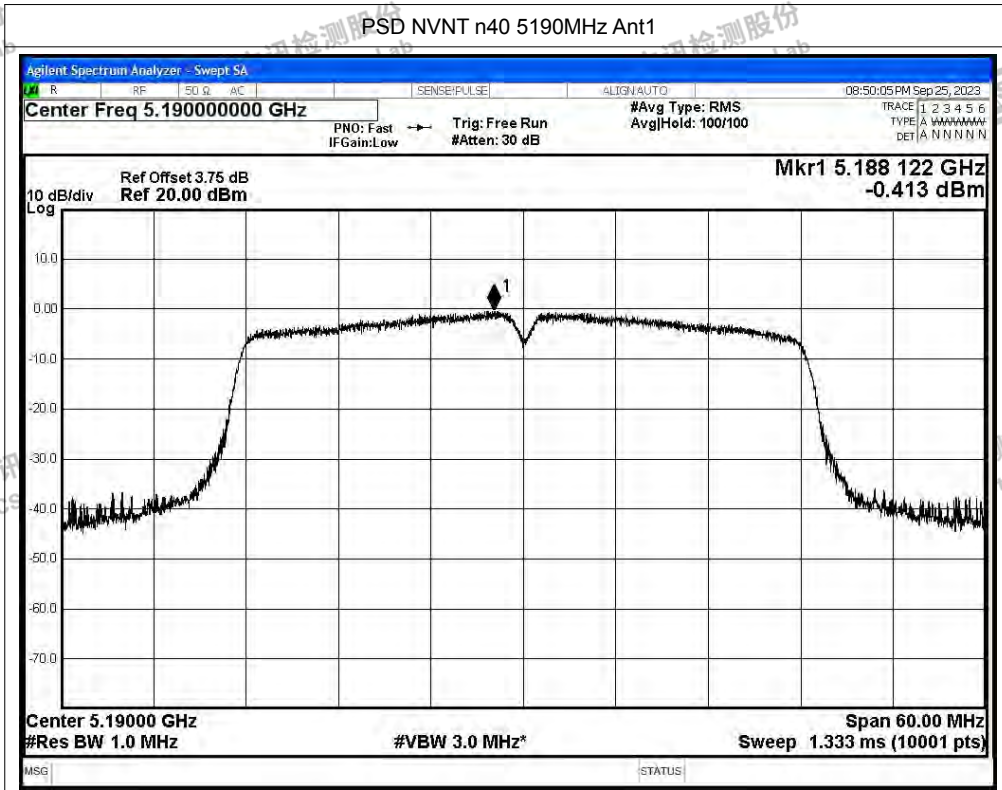
PSD NVNT n20 5180MHz Ant1





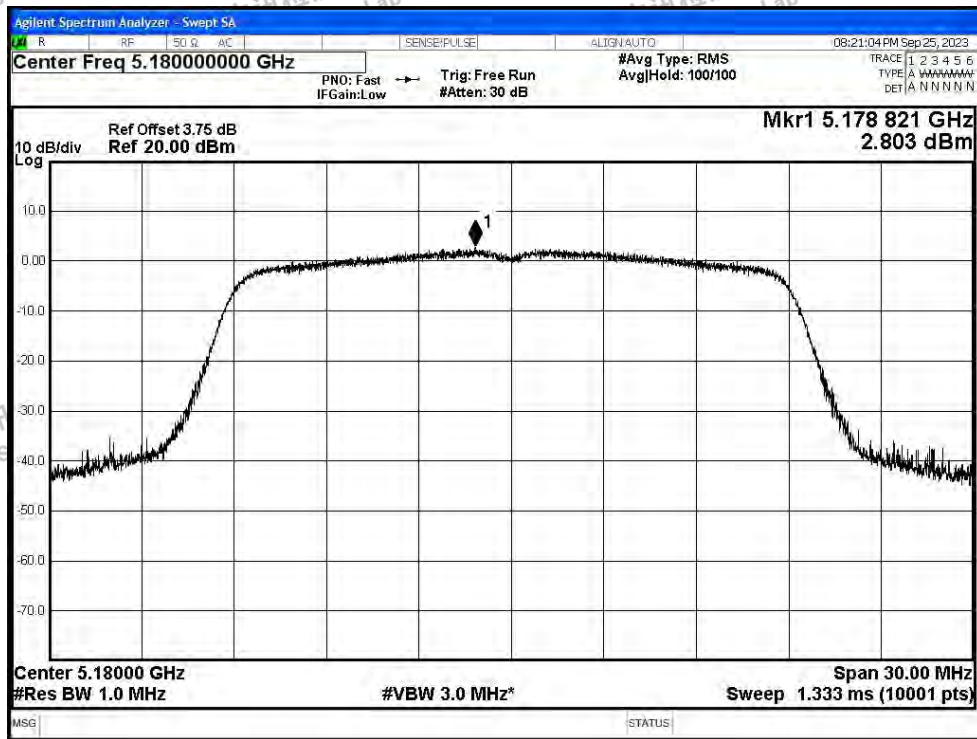
PSD NVNT n20 5240MHz Ant1



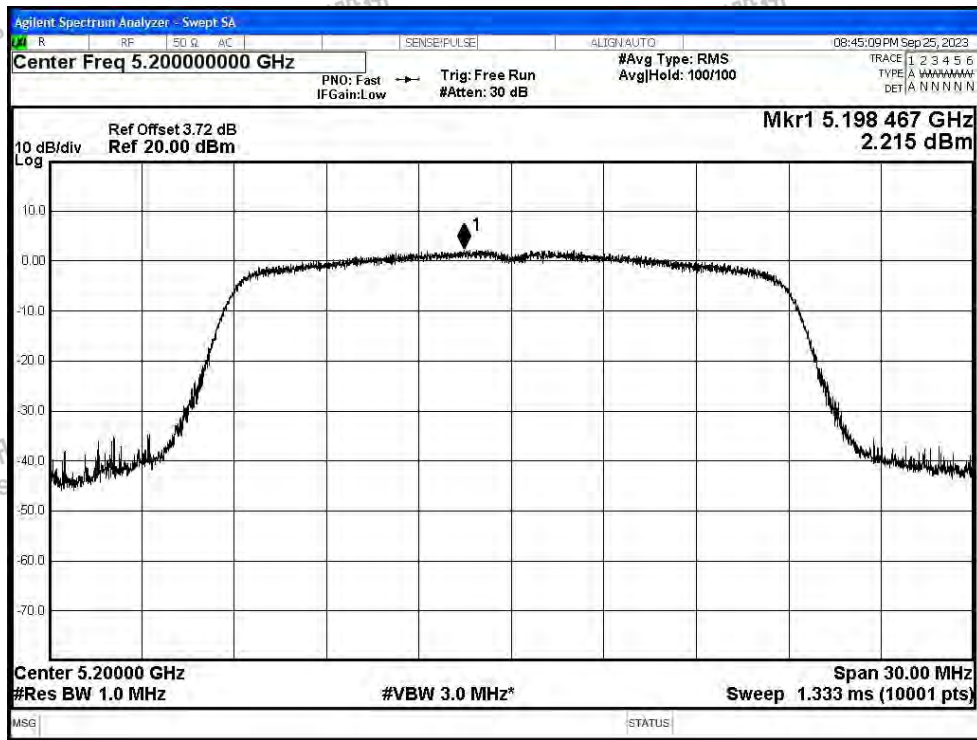




PSD NVNT ac20 5180MHz Ant1

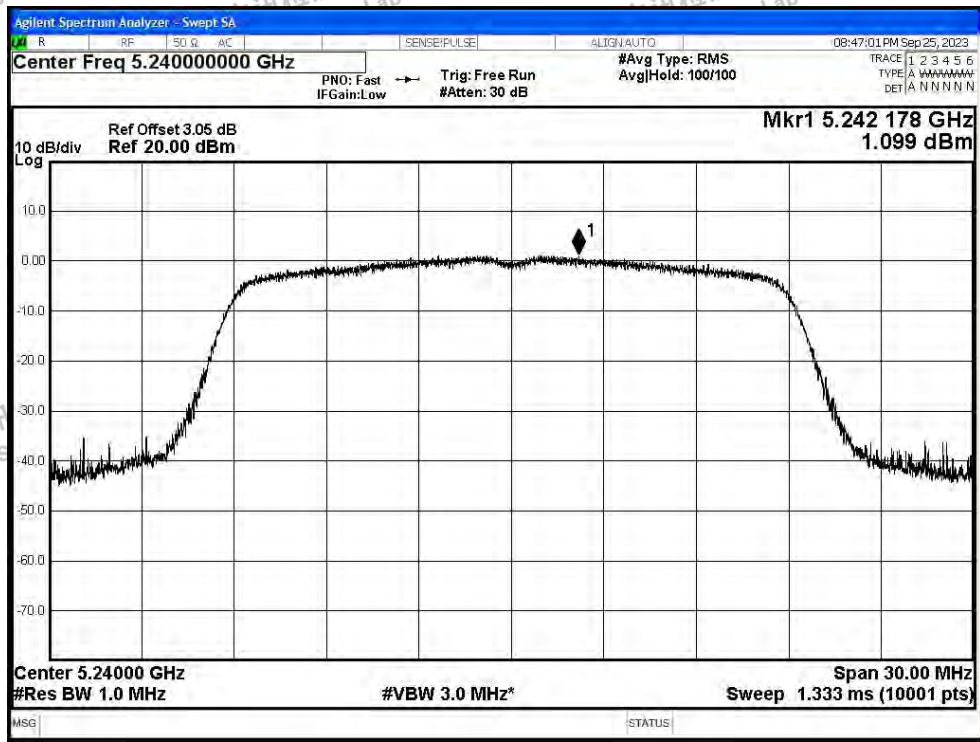


PSD NVNT ac20 5200MHz Ant1

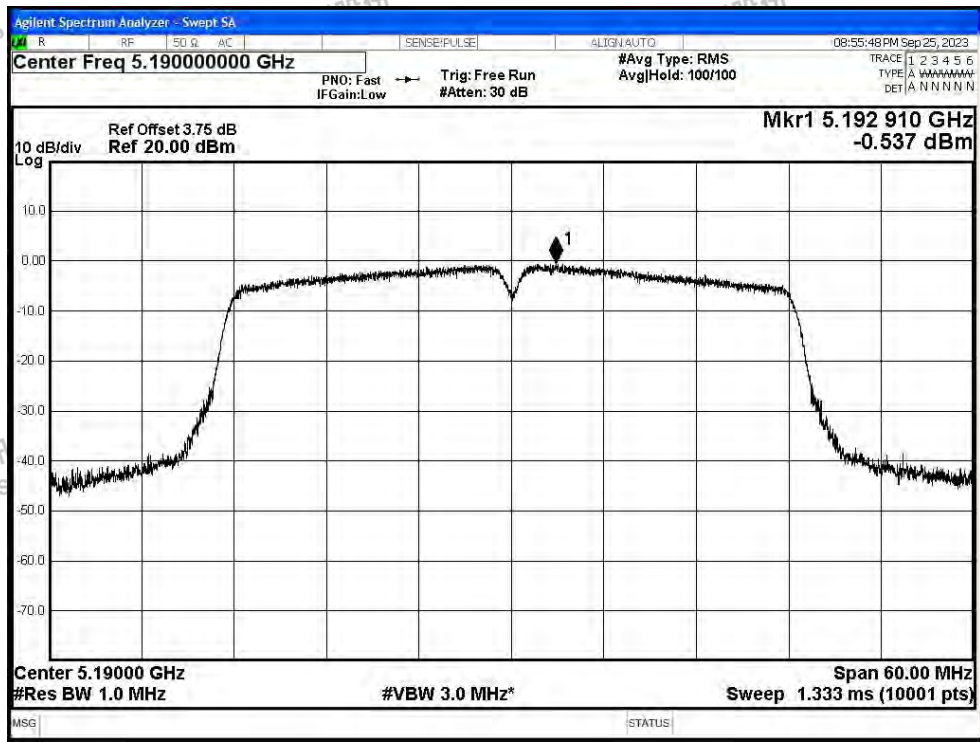




PSD NVNT ac20 5240MHz Ant1

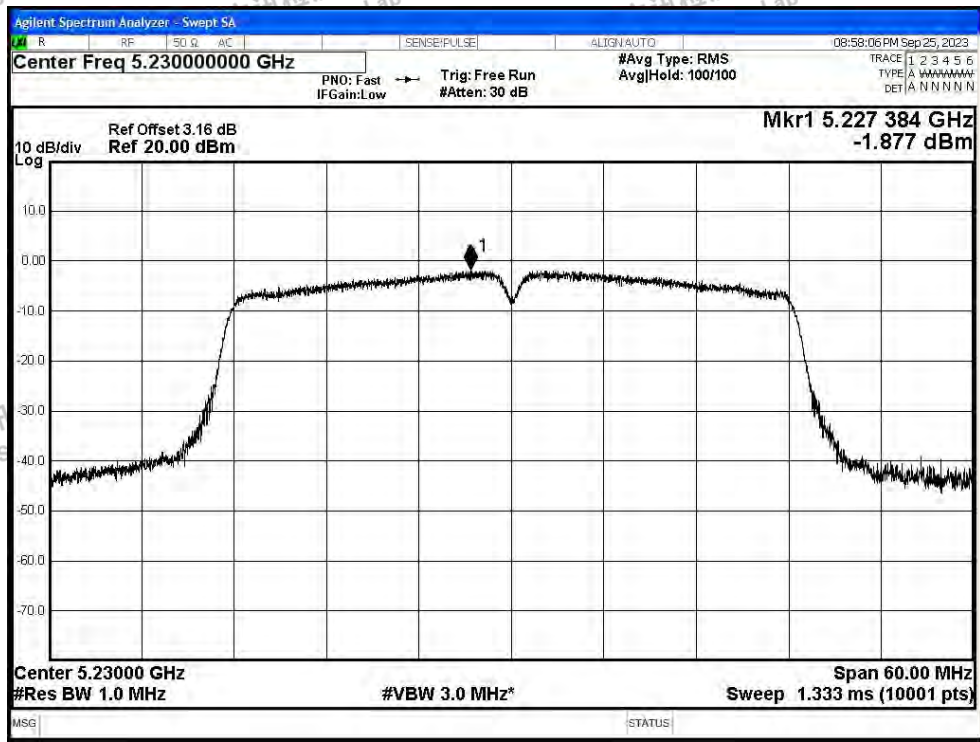


PSD NVNT ac40 5190MHz Ant1

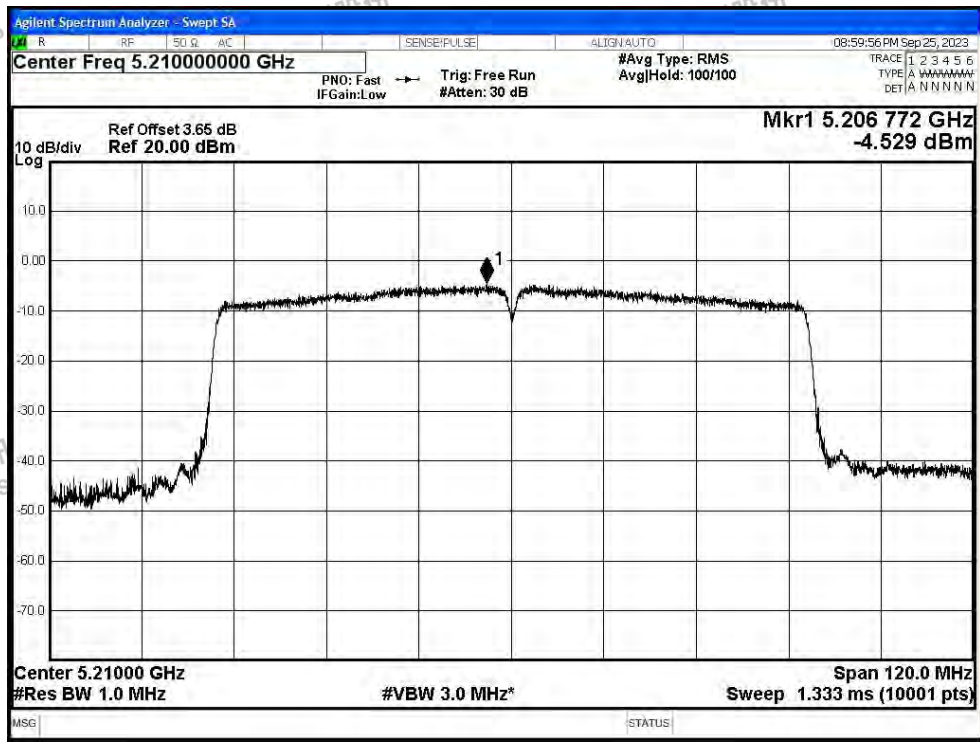




PSD NVNT ac40 5230MHz Ant1



PSD NVNT ac80 5210MHz Ant1





D.4 Restrict Band

| Condition | Mode | Frequency (MHz) | Antenna | Spur Freq (MHz) | Power (dBm) | Gain (dBi) | E (dBuV/m) | Detector | Limit (dBuV/m) | Verdict |
|-----------|------|-----------------|---------|-----------------|-------------|------------|------------|----------|----------------|---------|
| NVNT | a | 5180 | Ant1 | 4500 | -51.33 | 2 | 45.9 | Peak | 68.2 | Pass |
| NVNT | a | 5180 | Ant1 | 4500 | -57.2 | 2 | 40.03 | Average | 54 | Pass |
| NVNT | a | 5180 | Ant1 | 5148.9 | -33.72 | 2 | 63.51 | Peak | 68.2 | Pass |
| NVNT | a | 5180 | Ant1 | 5149.6 | -45.13 | 2 | 52.1 | Average | 54 | Pass |
| NVNT | a | 5180 | Ant1 | 5150 | -33.92 | 2 | 63.31 | Peak | 68.2 | Pass |
| NVNT | a | 5180 | Ant1 | 5150 | -45.09 | 2 | 52.14 | Average | 54 | Pass |
| NVNT | a | 5240 | Ant1 | 5350 | -46.73 | 2 | 50.5 | Peak | 68.2 | Pass |
| NVNT | a | 5240 | Ant1 | 5350 | -54.86 | 2 | 42.37 | Average | 54 | Pass |
| NVNT | a | 5240 | Ant1 | 5378.64 | -45.62 | 2 | 51.61 | Peak | 68.2 | Pass |
| NVNT | a | 5240 | Ant1 | 5357.04 | -54.82 | 2 | 42.41 | Average | 54 | Pass |
| NVNT | a | 5240 | Ant1 | 5460 | -47.52 | 2 | 49.71 | Peak | 68.2 | Pass |
| NVNT | a | 5240 | Ant1 | 5460 | -56.7 | 2 | 40.53 | Average | 54 | Pass |
| NVNT | n20 | 5180 | Ant1 | 4500 | -49.99 | 2 | 47.24 | Peak | 68.2 | Pass |
| NVNT | n20 | 5180 | Ant1 | 4500 | -57.15 | 2 | 40.08 | Average | 54 | Pass |
| NVNT | n20 | 5180 | Ant1 | 5142.6 | -33.88 | 2 | 63.35 | Peak | 68.2 | Pass |
| NVNT | n20 | 5180 | Ant1 | 5149.6 | -45.76 | 2 | 51.47 | Average | 54 | Pass |
| NVNT | n20 | 5180 | Ant1 | 5150 | -33.64 | 2 | 63.59 | Peak | 68.2 | Pass |
| NVNT | n20 | 5180 | Ant1 | 5150 | -45.66 | 2 | 51.57 | Average | 54 | Pass |
| NVNT | n20 | 5240 | Ant1 | 5350 | -48.26 | 2 | 48.97 | Peak | 68.2 | Pass |
| NVNT | n20 | 5240 | Ant1 | 5350 | -54.77 | 2 | 42.46 | Average | 54 | Pass |
| NVNT | n20 | 5240 | Ant1 | 5353.68 | -45.93 | 2 | 51.3 | Peak | 68.2 | Pass |
| NVNT | n20 | 5240 | Ant1 | 5360.16 | -54.65 | 2 | 42.58 | Average | 54 | Pass |
| NVNT | n20 | 5240 | Ant1 | 5460 | -50.08 | 2 | 47.15 | Peak | 68.2 | Pass |
| NVNT | n20 | 5240 | Ant1 | 5460 | -56.37 | 2 | 40.86 | Average | 54 | Pass |
| NVNT | n40 | 5190 | Ant1 | 4500 | -50.98 | 2 | 46.25 | Peak | 68.2 | Pass |
| NVNT | n40 | 5190 | Ant1 | 4500 | -56.69 | 2 | 40.54 | Average | 54 | Pass |
| NVNT | n40 | 5190 | Ant1 | 5147.51 | -42.87 | 2 | 54.36 | Peak | 68.2 | Pass |
| NVNT | n40 | 5190 | Ant1 | 5143.13 | -52.62 | 2 | 44.61 | Average | 54 | Pass |
| NVNT | n40 | 5190 | Ant1 | 5150 | -46.94 | 2 | 50.29 | Peak | 68.2 | Pass |
| NVNT | n40 | 5190 | Ant1 | 5150 | -52.98 | 2 | 44.25 | Average | 54 | Pass |
| NVNT | n40 | 5230 | Ant1 | 5350 | -48.03 | 2 | 49.2 | Peak | 68.2 | Pass |
| NVNT | n40 | 5230 | Ant1 | 5350 | -54.49 | 2 | 42.74 | Average | 54 | Pass |
| NVNT | n40 | 5230 | Ant1 | 5421.66 | -45.56 | 2 | 51.67 | Peak | 68.2 | Pass |
| NVNT | n40 | 5230 | Ant1 | 5350.65 | -54.37 | 2 | 42.86 | Average | 54 | Pass |
| NVNT | n40 | 5230 | Ant1 | 5460 | -48.61 | 2 | 48.62 | Peak | 68.2 | Pass |
| NVNT | n40 | 5230 | Ant1 | 5460 | -56.17 | 2 | 41.06 | Average | 54 | Pass |
| NVNT | ac20 | 5180 | Ant1 | 4500 | -50.23 | 2 | 47 | Peak | 68.2 | Pass |
| NVNT | ac20 | 5180 | Ant1 | 4500 | -57.25 | 2 | 39.98 | Average | 54 | Pass |





| | | | | | | | | | | |
|------|------|------|------|---------|--------|---|-------|---------|------|------|
| NVNT | ac20 | 5180 | Ant1 | 5143.3 | -34.69 | 2 | 62.54 | Peak | 68.2 | Pass |
| NVNT | ac20 | 5180 | Ant1 | 5149.6 | -47.19 | 2 | 50.04 | Average | 54 | Pass |
| NVNT | ac20 | 5180 | Ant1 | 5150 | -34.33 | 2 | 62.9 | Peak | 68.2 | Pass |
| NVNT | ac20 | 5180 | Ant1 | 5150 | -47.33 | 2 | 49.9 | Average | 54 | Pass |
| NVNT | ac20 | 5240 | Ant1 | 5350 | -48.64 | 2 | 48.59 | Peak | 68.2 | Pass |
| NVNT | ac20 | 5240 | Ant1 | 5350 | -54.7 | 2 | 42.53 | Average | 54 | Pass |
| NVNT | ac20 | 5240 | Ant1 | 5355.36 | -45.72 | 2 | 51.51 | Peak | 68.2 | Pass |
| NVNT | ac20 | 5240 | Ant1 | 5351.76 | -54.65 | 2 | 42.58 | Average | 54 | Pass |
| NVNT | ac20 | 5240 | Ant1 | 5460 | -48.92 | 2 | 48.31 | Peak | 68.2 | Pass |
| NVNT | ac20 | 5240 | Ant1 | 5460 | -56.19 | 2 | 41.04 | Average | 54 | Pass |
| NVNT | ac40 | 5190 | Ant1 | 4500 | -49.88 | 2 | 47.35 | Peak | 68.2 | Pass |
| NVNT | ac40 | 5190 | Ant1 | 4500 | -56.71 | 2 | 40.52 | Average | 54 | Pass |
| NVNT | ac40 | 5190 | Ant1 | 5145.32 | -32.13 | 2 | 65.1 | Peak | 68.2 | Pass |
| NVNT | ac40 | 5190 | Ant1 | 5148.97 | -43.55 | 2 | 53.68 | Average | 54 | Pass |
| NVNT | ac40 | 5190 | Ant1 | 5150 | -34.97 | 2 | 62.26 | Peak | 68.2 | Pass |
| NVNT | ac40 | 5190 | Ant1 | 5150 | -43.58 | 2 | 53.65 | Average | 54 | Pass |
| NVNT | ac40 | 5230 | Ant1 | 5350 | -47.03 | 2 | 50.2 | Peak | 68.2 | Pass |
| NVNT | ac40 | 5230 | Ant1 | 5350 | -54.54 | 2 | 42.69 | Average | 54 | Pass |
| NVNT | ac40 | 5230 | Ant1 | 5354.16 | -45.41 | 2 | 51.82 | Peak | 68.2 | Pass |
| NVNT | ac40 | 5230 | Ant1 | 5356.59 | -54.36 | 2 | 42.87 | Average | 54 | Pass |
| NVNT | ac40 | 5230 | Ant1 | 5460 | -50.94 | 2 | 46.29 | Peak | 68.2 | Pass |
| NVNT | ac40 | 5230 | Ant1 | 5460 | -56.09 | 2 | 41.14 | Average | 54 | Pass |
| NVNT | ac80 | 5210 | Ant1 | 5350 | -43.38 | 2 | 53.85 | Peak | 68.2 | Pass |
| NVNT | ac80 | 5210 | Ant1 | 5350 | -50.45 | 2 | 46.78 | Average | 54 | Pass |
| NVNT | ac80 | 5210 | Ant1 | 5356.71 | -37.02 | 2 | 60.21 | Peak | 68.2 | Pass |
| NVNT | ac80 | 5210 | Ant1 | 5353.74 | -50.38 | 2 | 46.85 | Average | 54 | Pass |
| NVNT | ac80 | 5210 | Ant1 | 5460 | -50.1 | 2 | 47.13 | Peak | 68.2 | Pass |
| NVNT | ac80 | 5210 | Ant1 | 5460 | -55.32 | 2 | 41.91 | Average | 54 | Pass |
| NVNT | ac80 | 5210 | Ant1 | 4500 | -50.18 | 2 | 47.05 | Peak | 68.2 | Pass |
| NVNT | ac80 | 5210 | Ant1 | 4500 | -56.73 | 2 | 40.5 | Average | 54 | Pass |
| NVNT | ac80 | 5210 | Ant1 | 5138.32 | -44.51 | 2 | 52.72 | Peak | 68.2 | Pass |
| NVNT | ac80 | 5210 | Ant1 | 5149.38 | -50.91 | 2 | 46.32 | Average | 54 | Pass |
| NVNT | ac80 | 5210 | Ant1 | 5150 | -43.55 | 2 | 53.68 | Peak | 68.2 | Pass |
| NVNT | ac80 | 5210 | Ant1 | 5150 | -50.98 | 2 | 46.25 | Average | 54 | Pass |

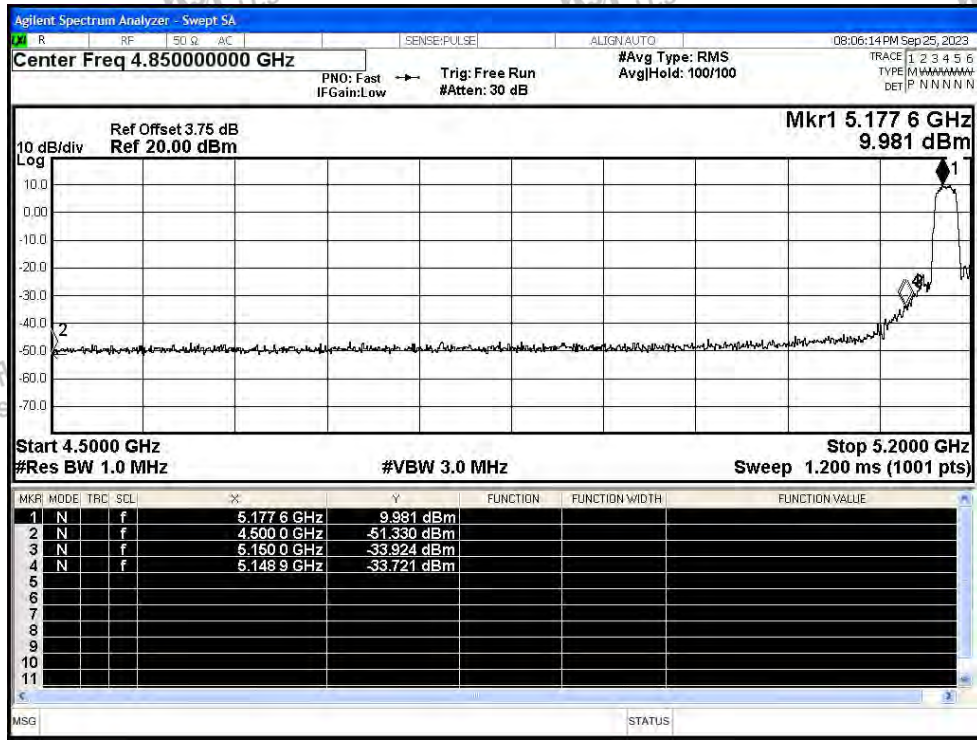


Shenzhen LCS Compliance Testing Laboratory Ltd.
 Add: 101, 201 Bldg A & 301 Bldg C, Juji Industrial Park Yabianxueziwei, Shajing Street, Baoan District, Shenzhen, 518000, China
 Tel: +(86) 0755-82591330 | E-mail: webmaster@lcs-cert.com | Web: www.lcs-cert.com
 Scan code to check authenticity

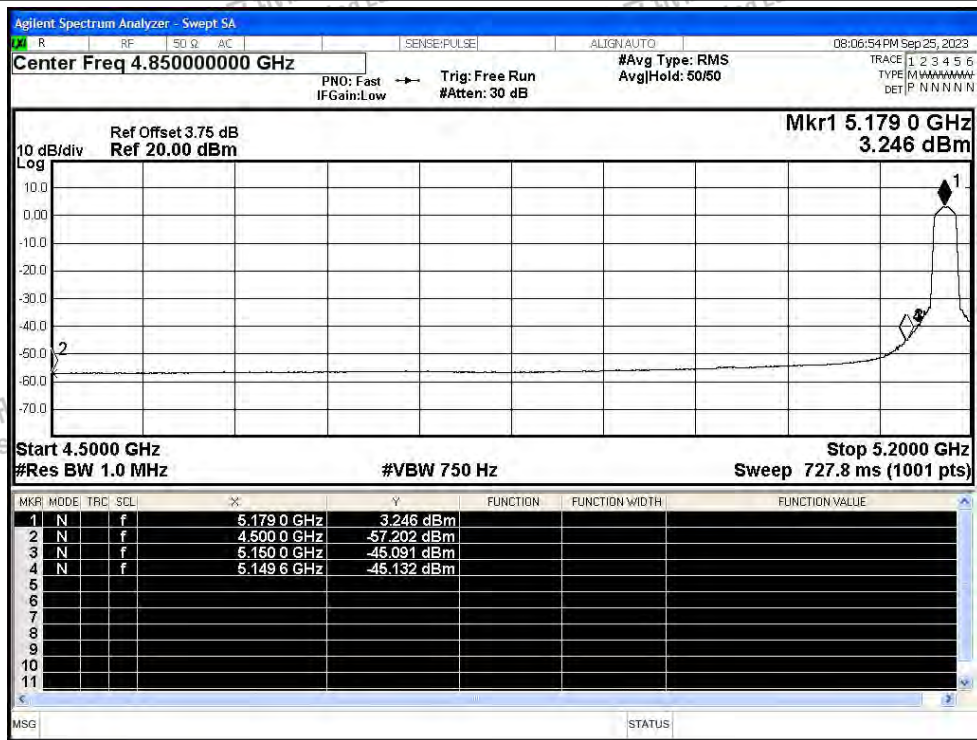


Test Graphs

Restrict Band NVNT a 5180MHz Ant1 Peak

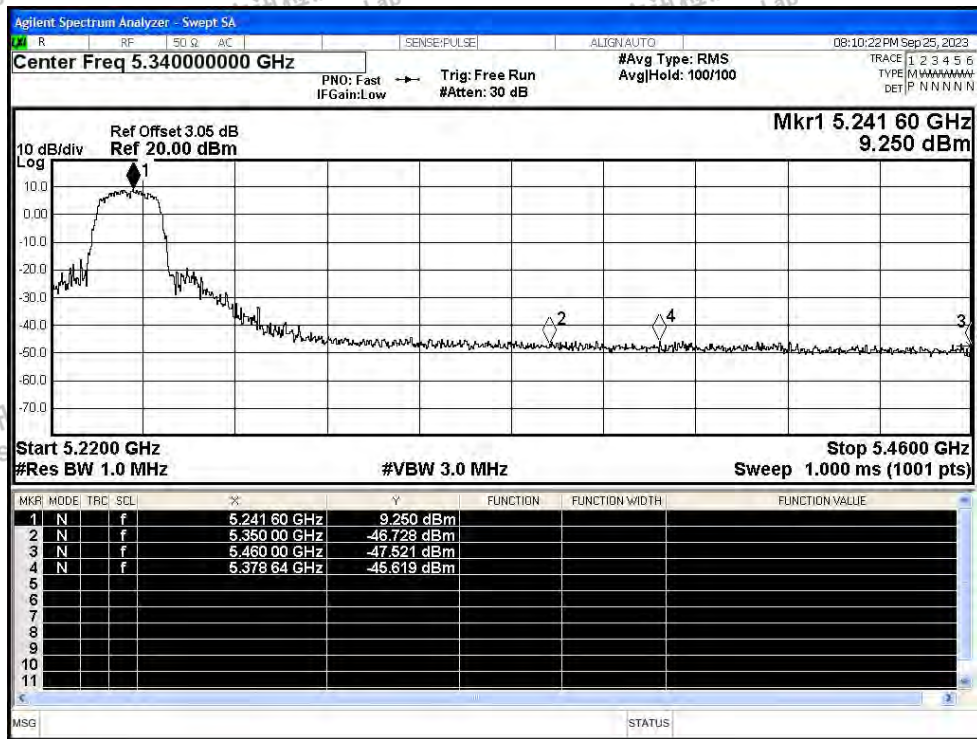


Restrict Band NVNT a 5180MHz Ant1 Average

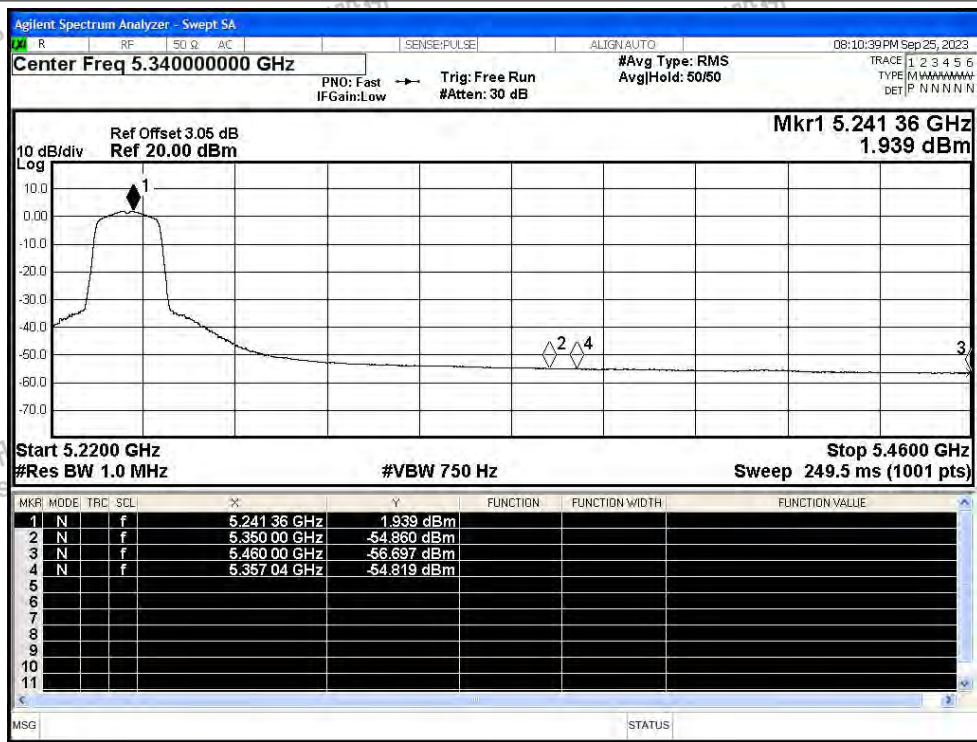


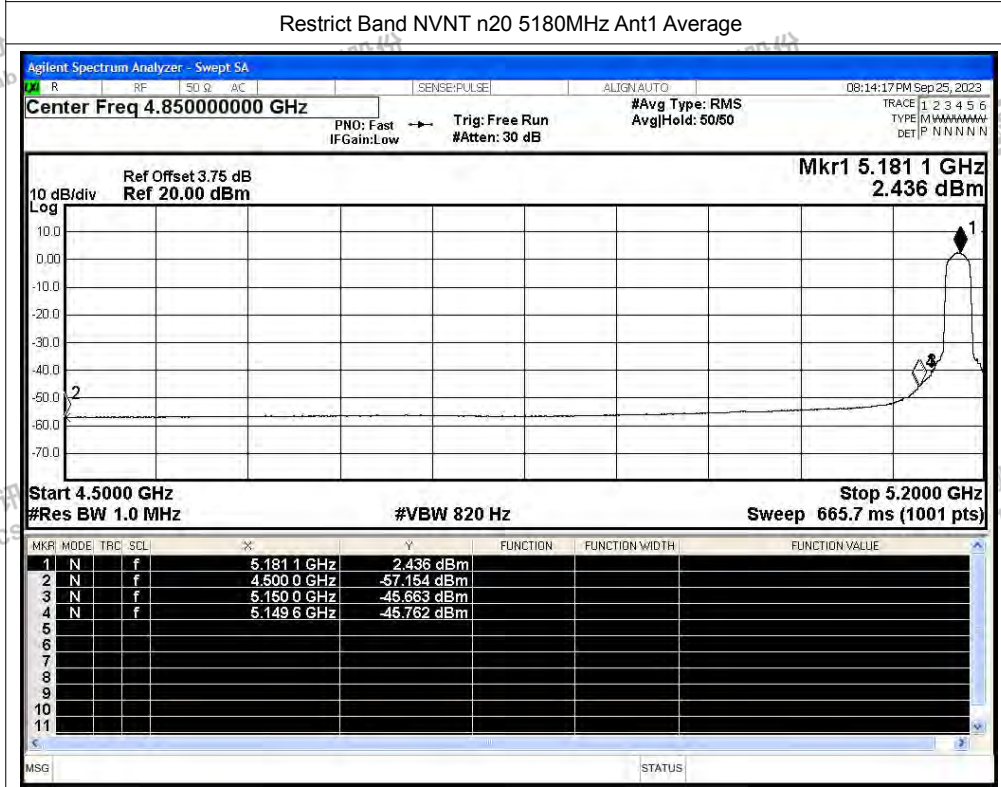
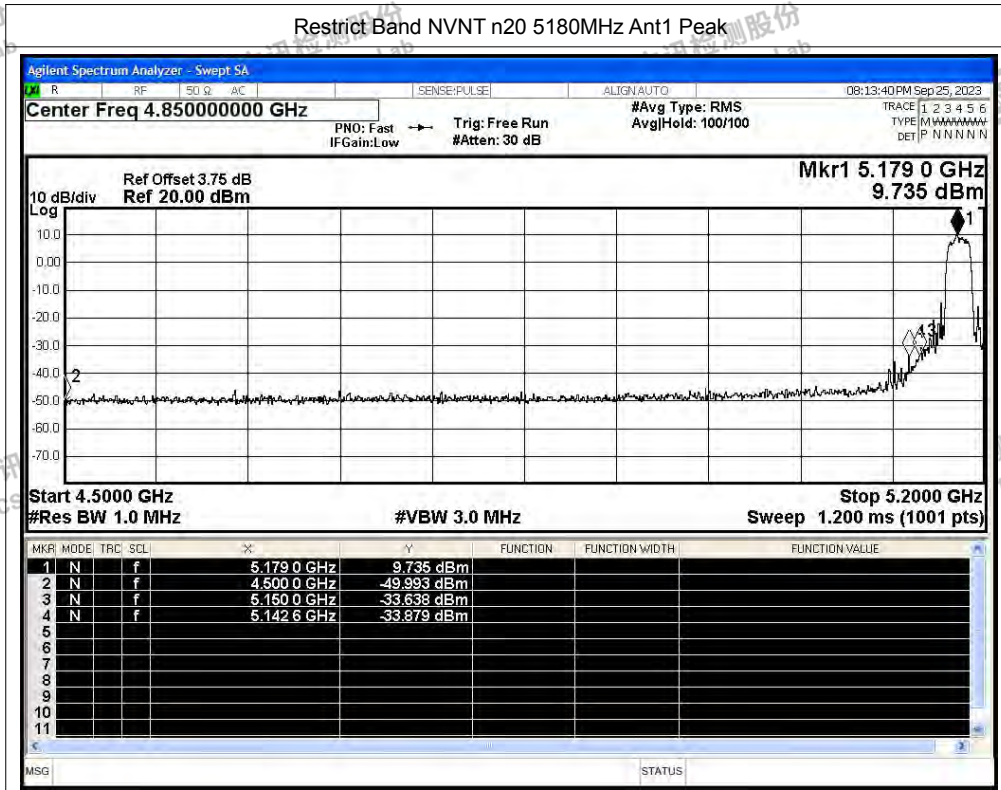


Restrict Band NVNT a 5240MHz Ant1 Peak



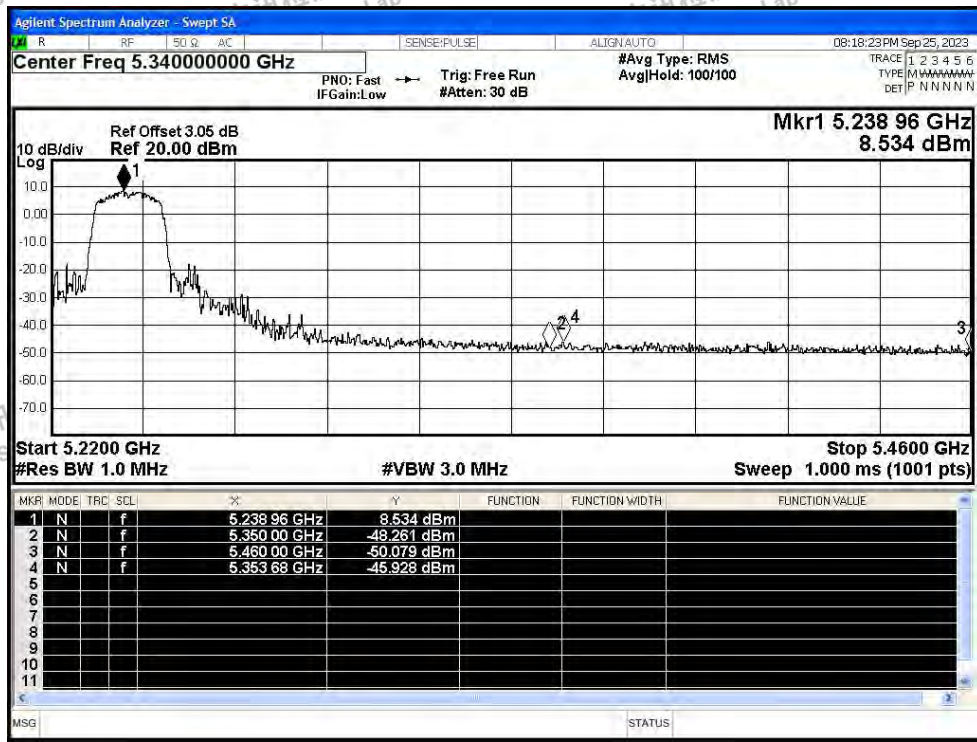
Restrict Band NVNT a 5240MHz Ant1 Average



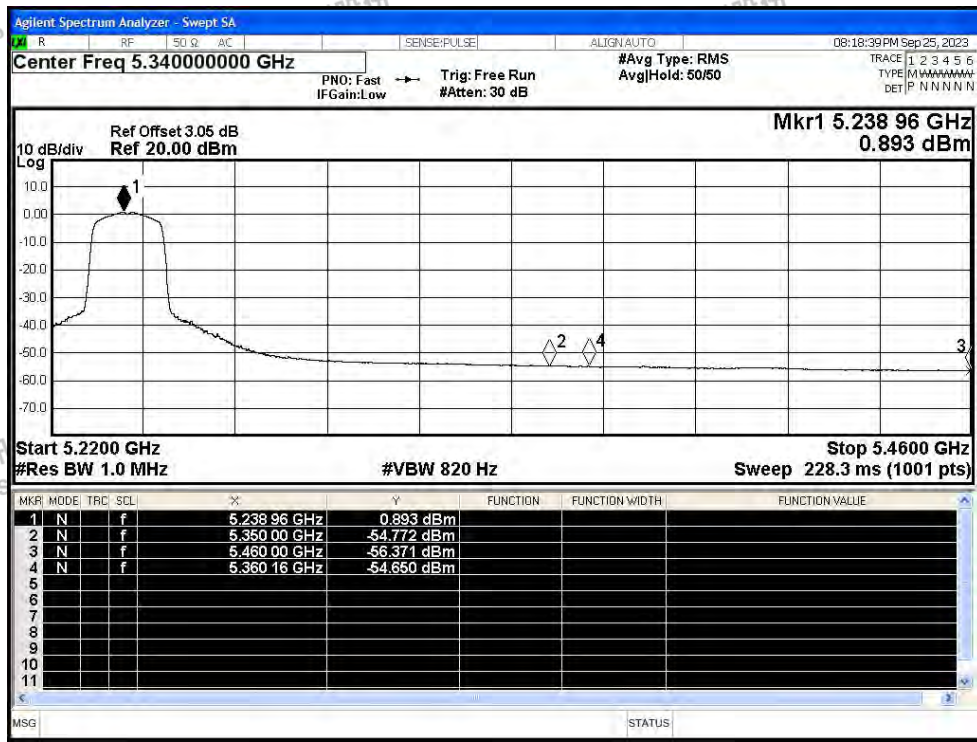




Restrict Band NVNT n20 5240MHz Ant1 Peak

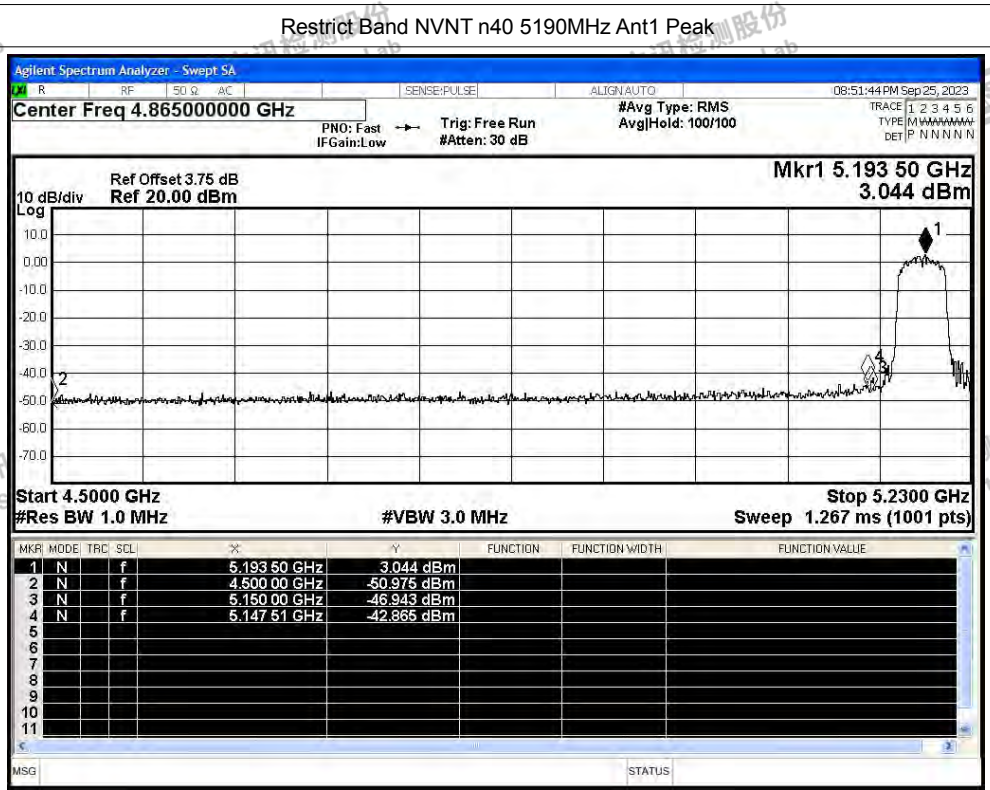


Restrict Band NVNT n20 5240MHz Ant1 Average

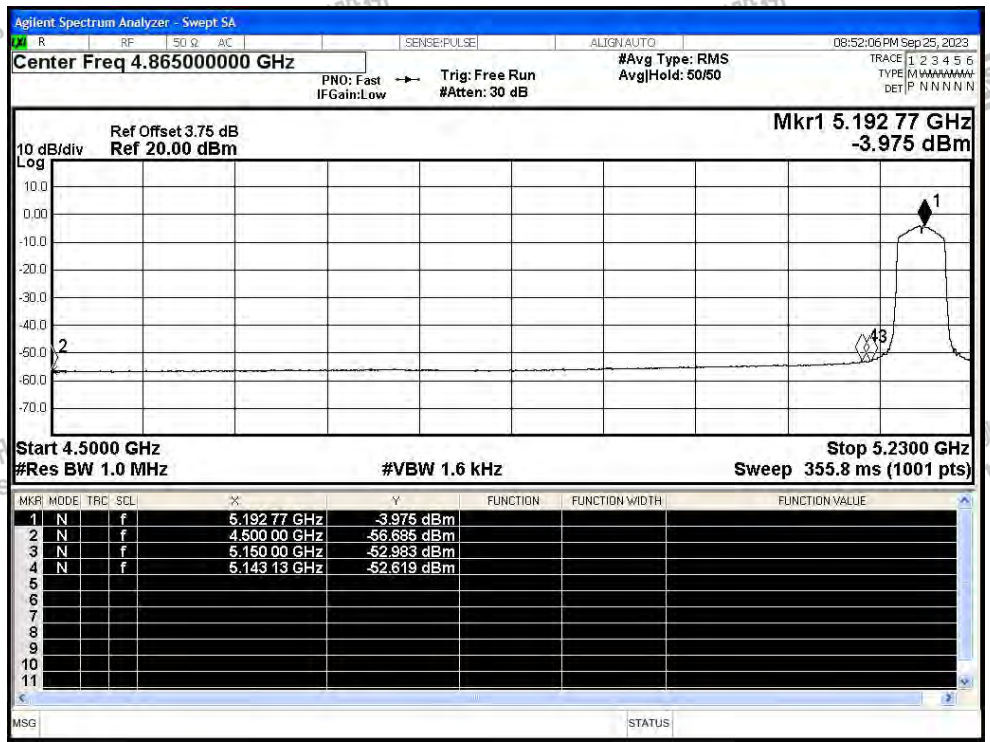




Restrict Band NVNT n40 5190MHz Ant1 Peak



Restrict Band NVNT n40 5190MHz Ant1 Average

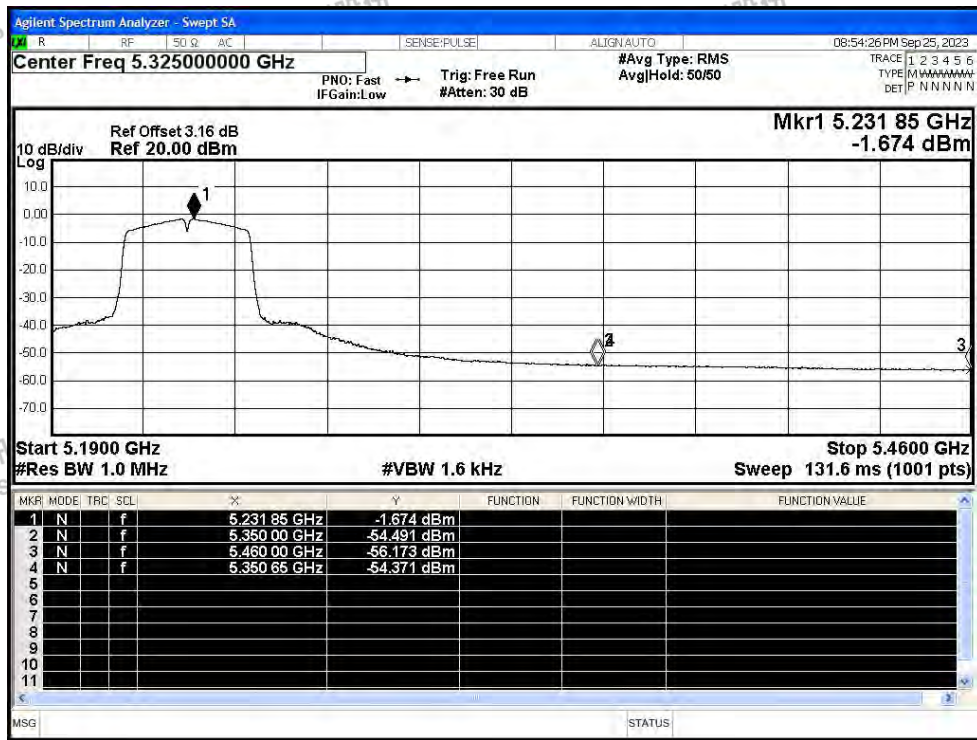




Restrict Band NVNT n40 5230MHz Ant1 Peak

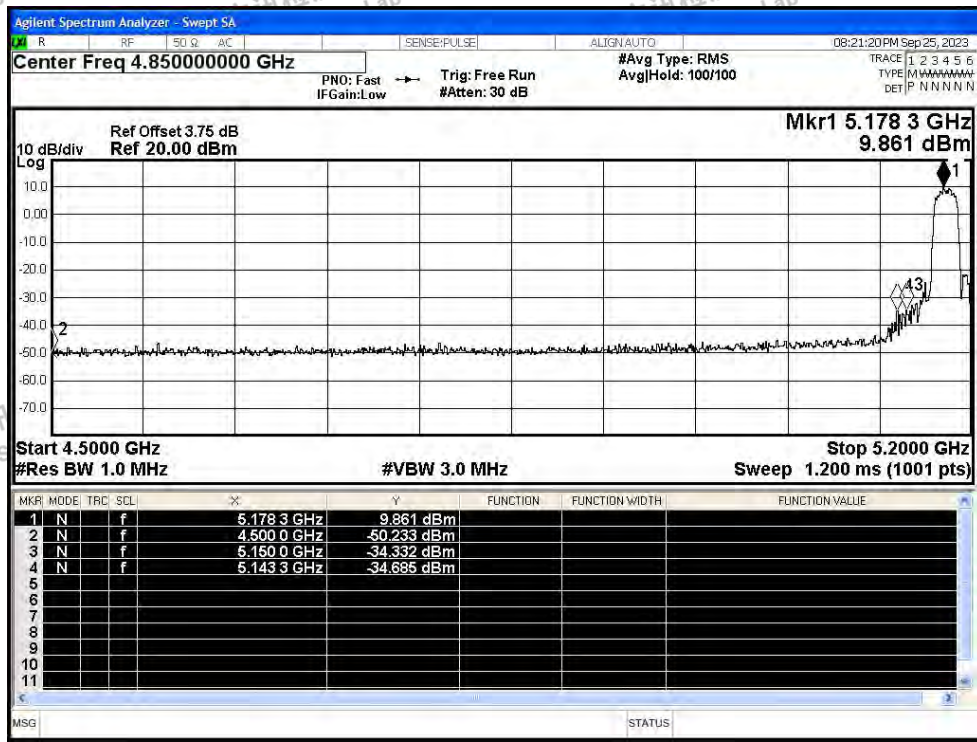


Restrict Band NVNT n40 5230MHz Ant1 Average

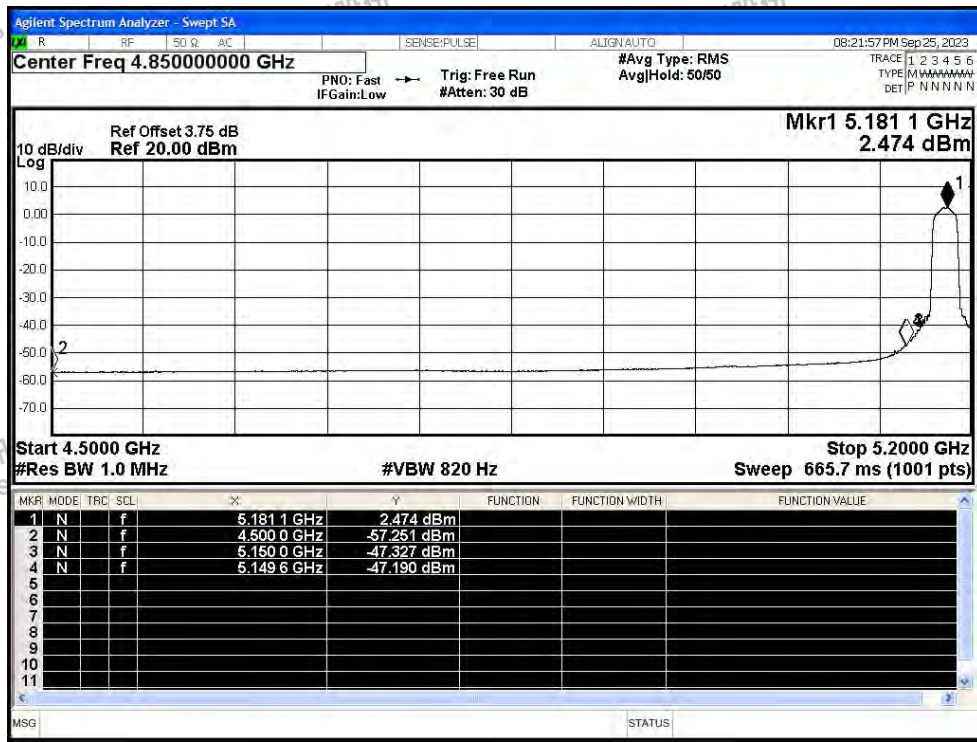




Restrict Band NVNT ac20 5180MHz Ant1 Peak

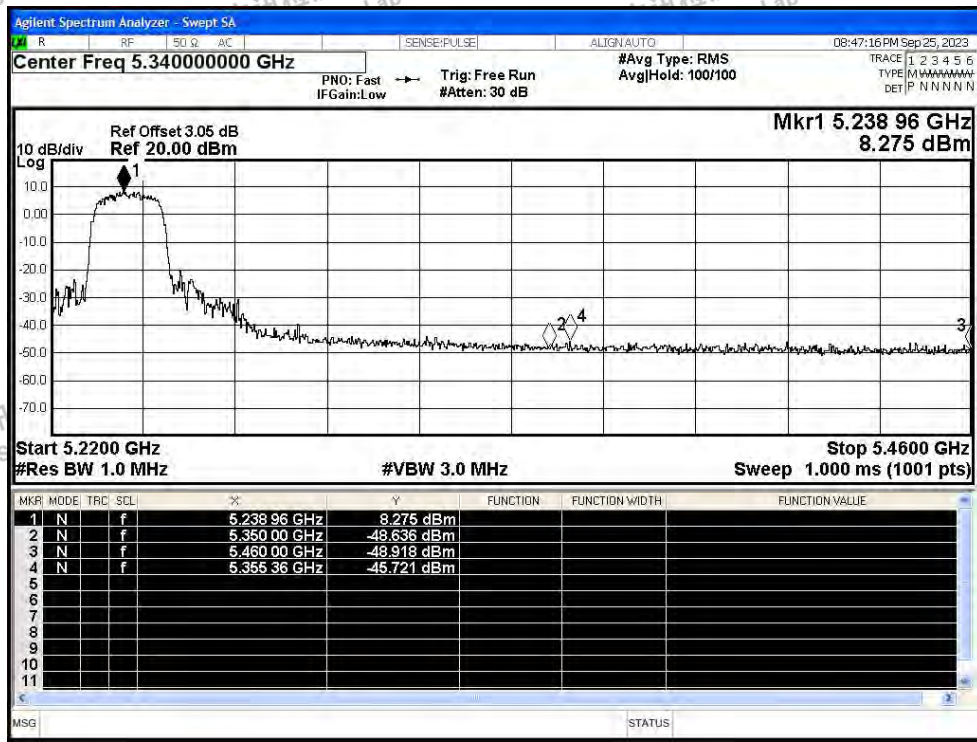


Restrict Band NVNT ac20 5180MHz Ant1 Average

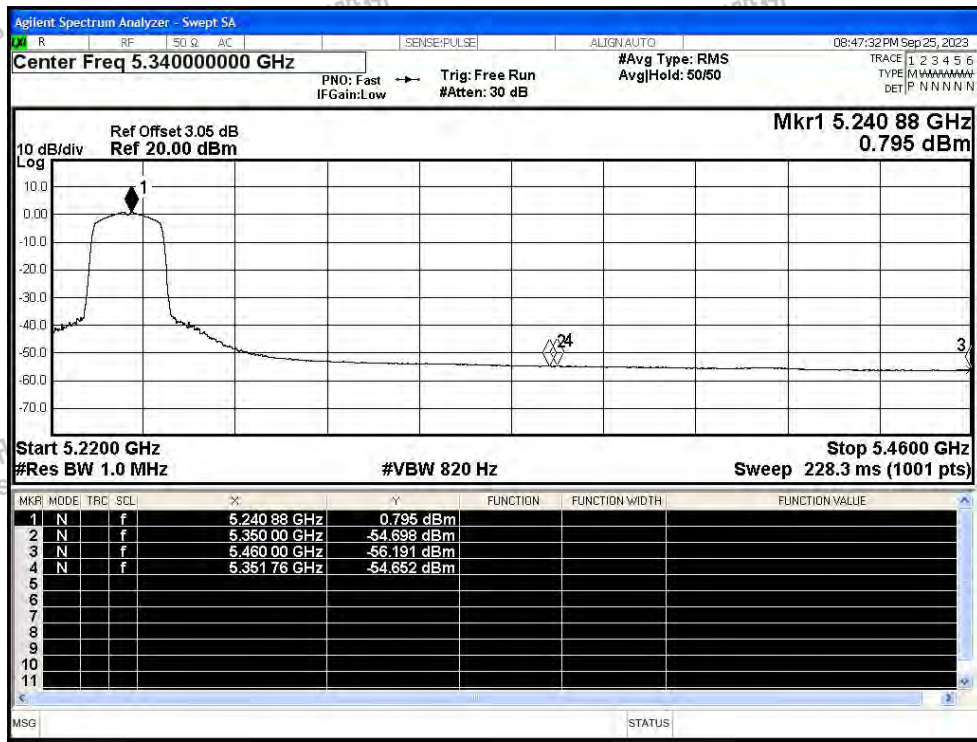


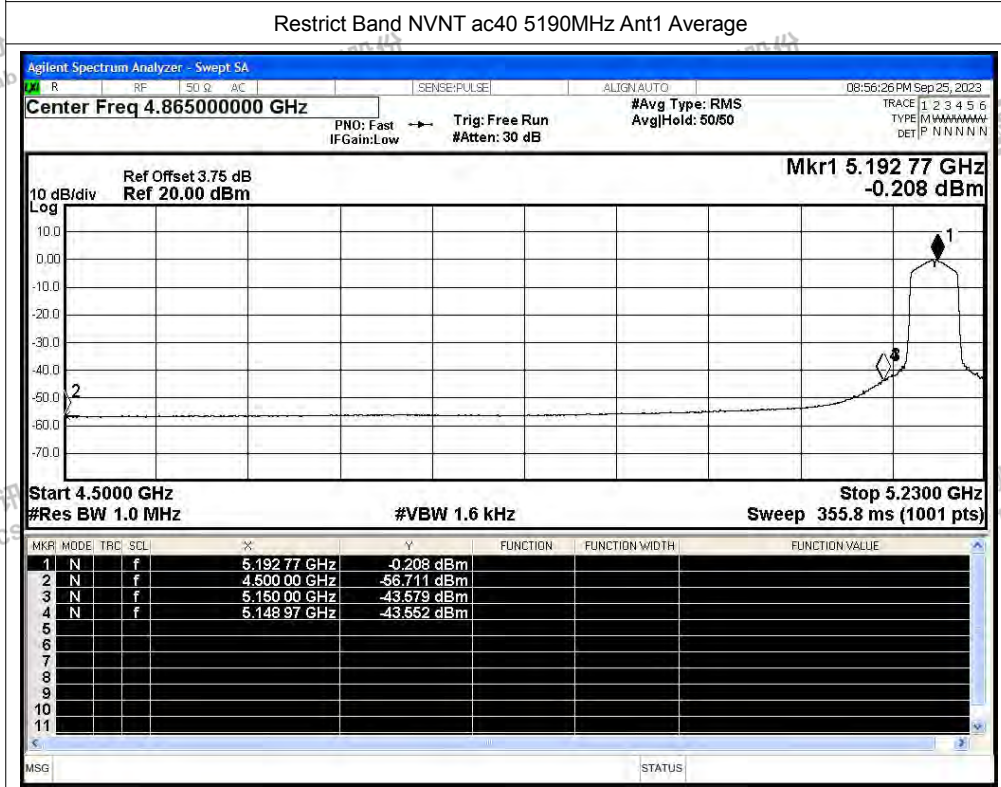
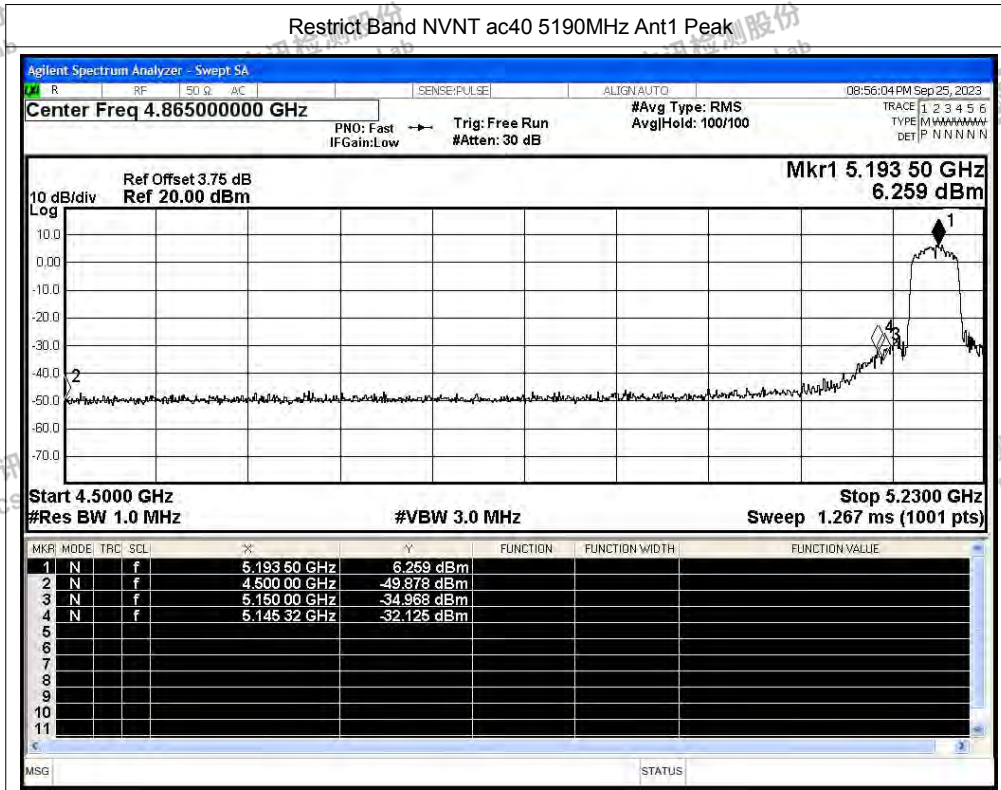


Restrict Band NVNT ac20 5240MHz Ant1 Peak



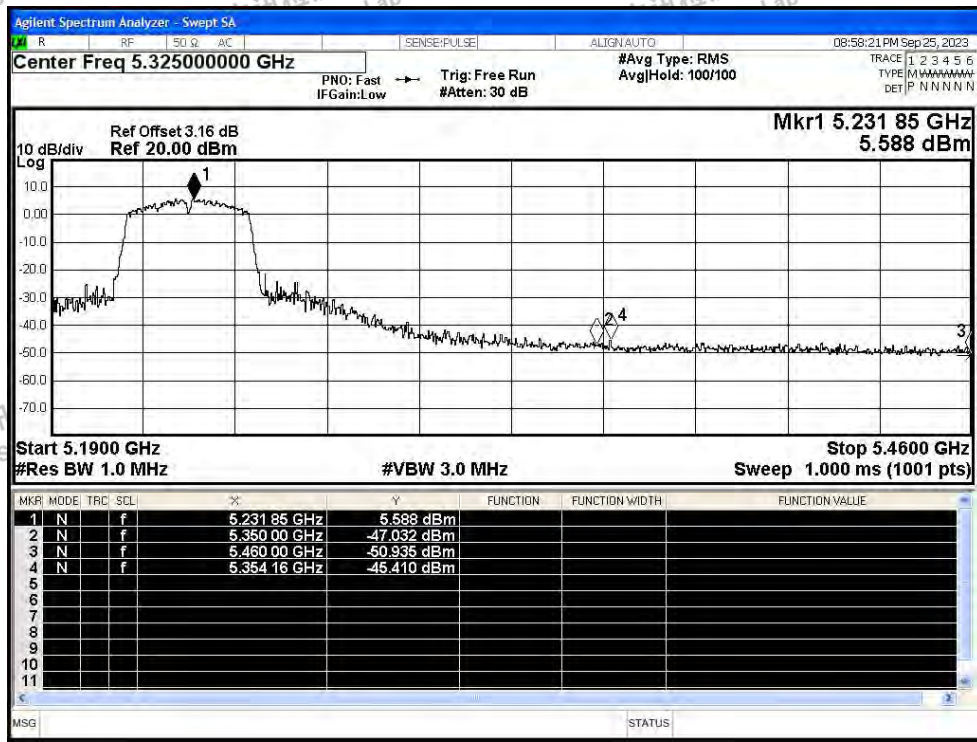
Restrict Band NVNT ac20 5240MHz Ant1 Average



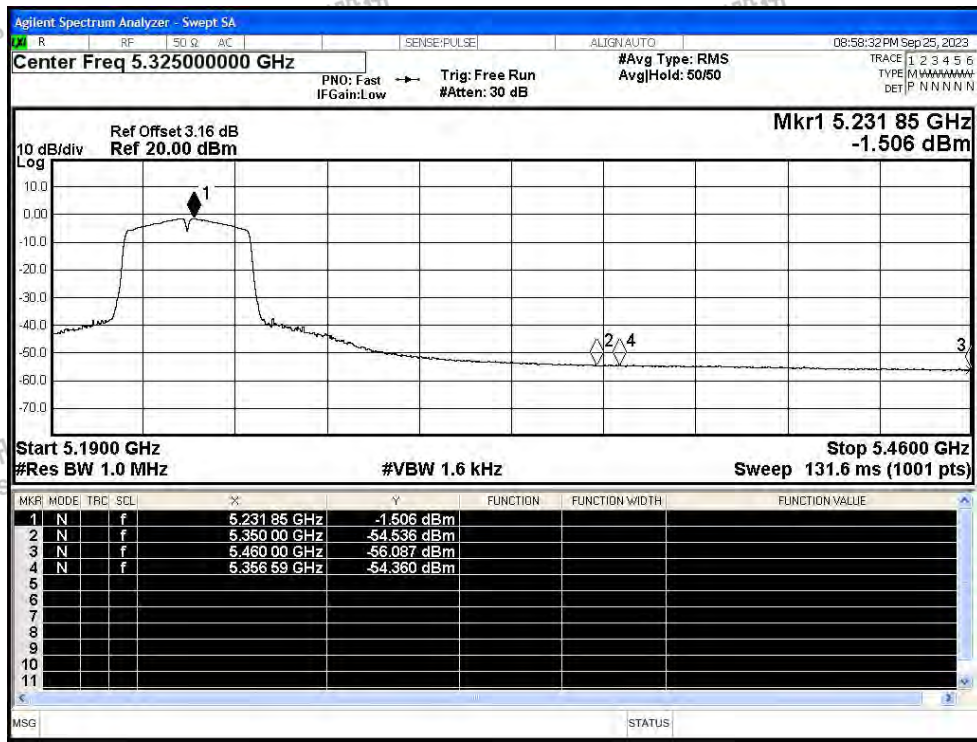




Restrict Band NVNT ac40 5230MHz Ant1 Peak

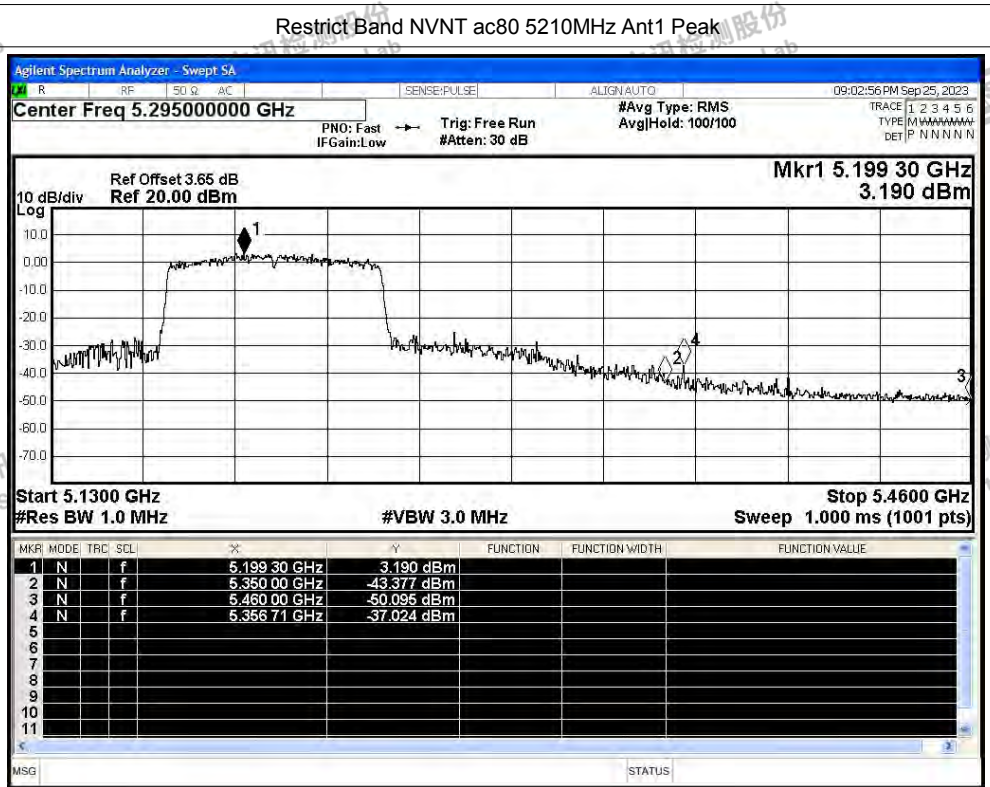


Restrict Band NVNT ac40 5230MHz Ant1 Average

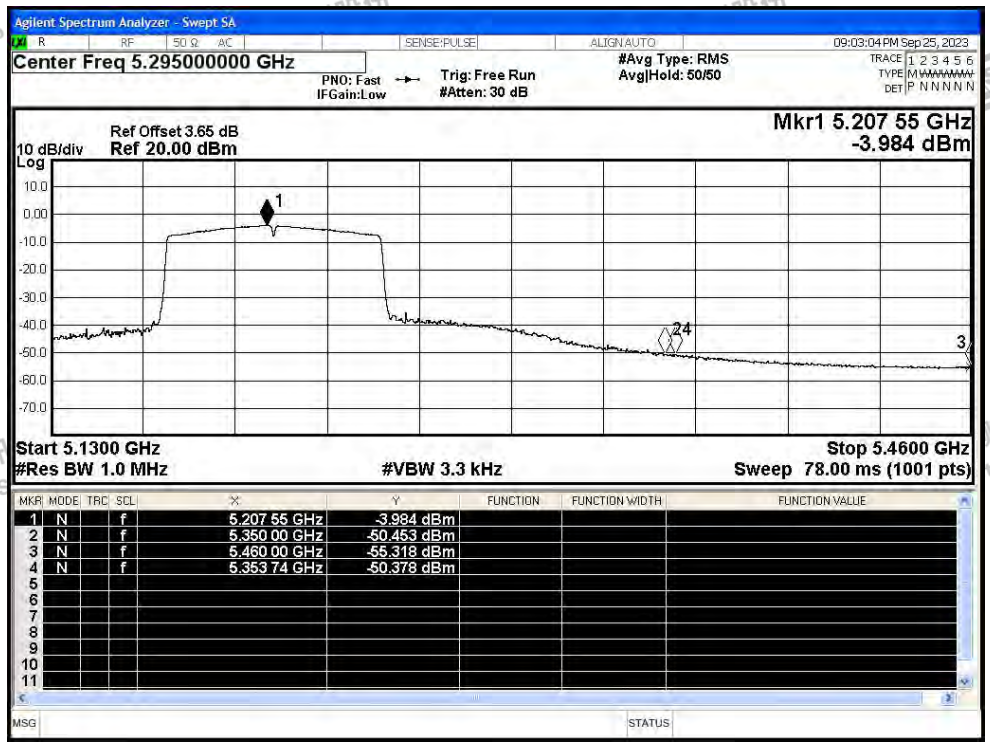




Restrict Band NVNT ac80 5210MHz Ant1 Peak

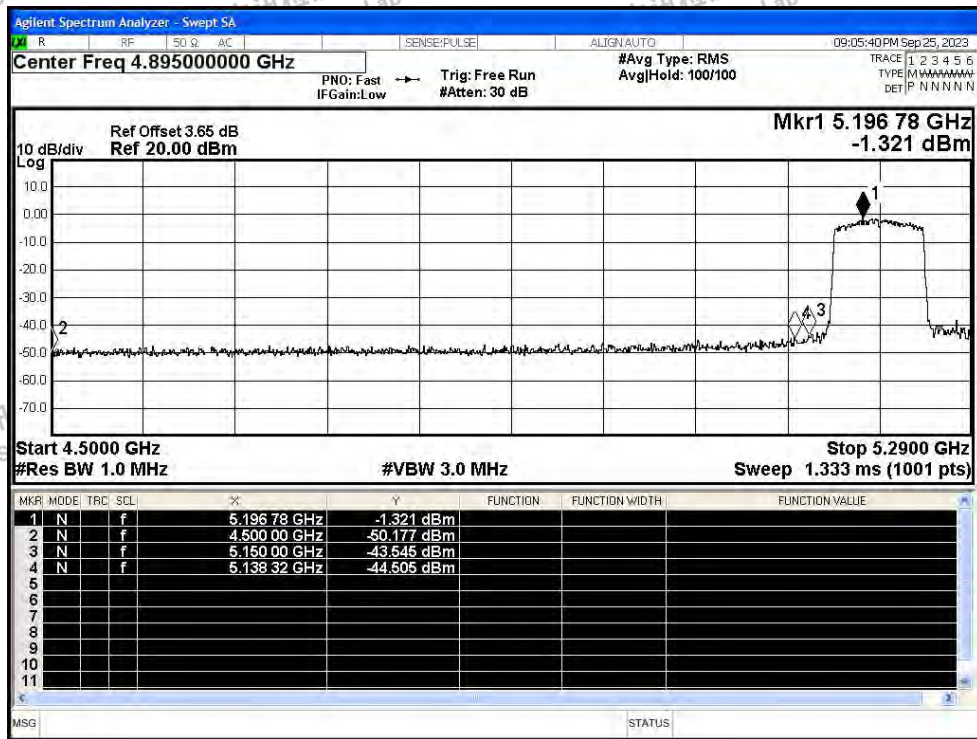


Restrict Band NVNT ac80 5210MHz Ant1 Average

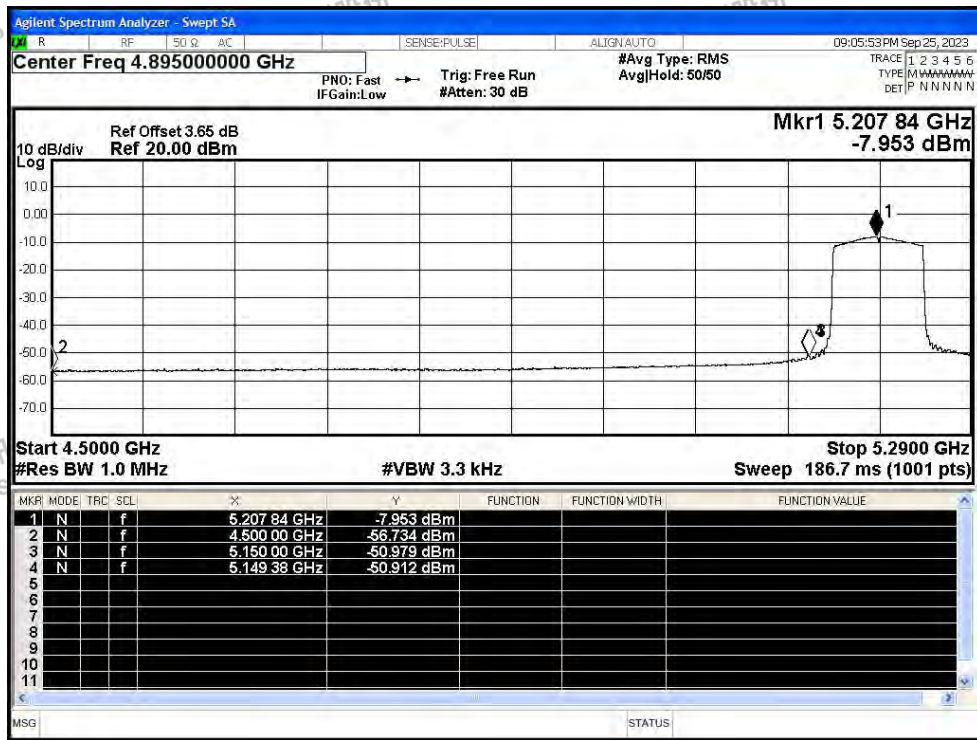




Restrict Band NVNT ac80 5210MHz Ant1 Peak



Restrict Band NVNT ac80 5210MHz Ant1 Average





D.5 Frequency Stability

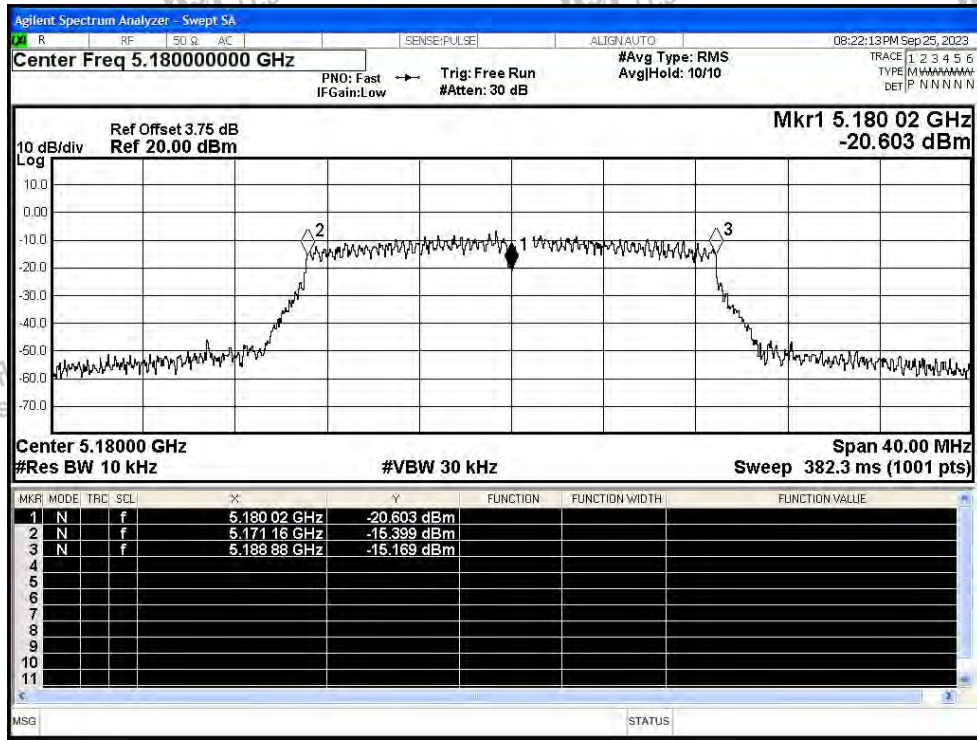
| Condition | Mode | Frequency (MHz) | Antenna | Measured Frequency (MHz) | Frequency Error (Hz) | Deviation (ppm) | Limit (ppm) | Verdict |
|-----------|------|-----------------|---------|--------------------------|----------------------|-----------------|-------------|---------|
| NVNT | ac20 | 5180 | Ant1 | 5180.02 | 20000 | 3.86 | 25 | Pass |
| NVNT | ac20 | 5200 | Ant1 | 5199.98 | -20000 | -3.85 | 25 | Pass |
| NVNT | ac20 | 5240 | Ant1 | 5239.98 | -20000 | -3.82 | 25 | Pass |
| NVNT | ac40 | 5190 | Ant1 | 5190 | 0 | 0 | 25 | Pass |
| NVNT | ac40 | 5230 | Ant1 | 5230 | 0 | 0 | 25 | Pass |
| NVNT | ac80 | 5210 | Ant1 | 5210 | 0 | 0 | 25 | Pass |



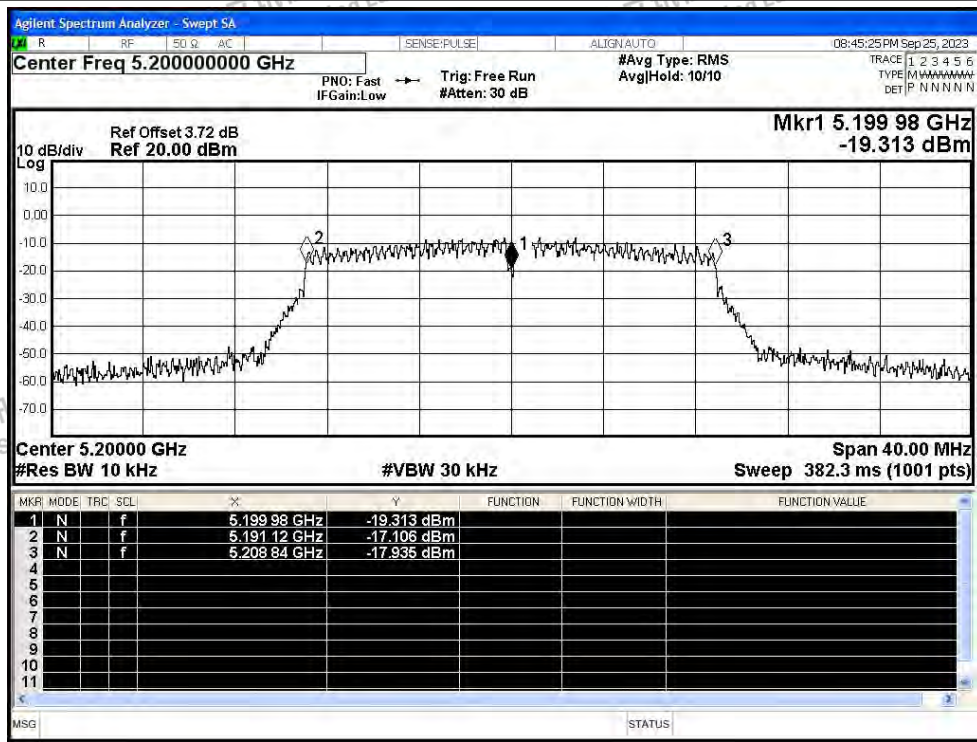


Test Graphs

Freq: Stability NVNT ac20 5180MHz Ant1

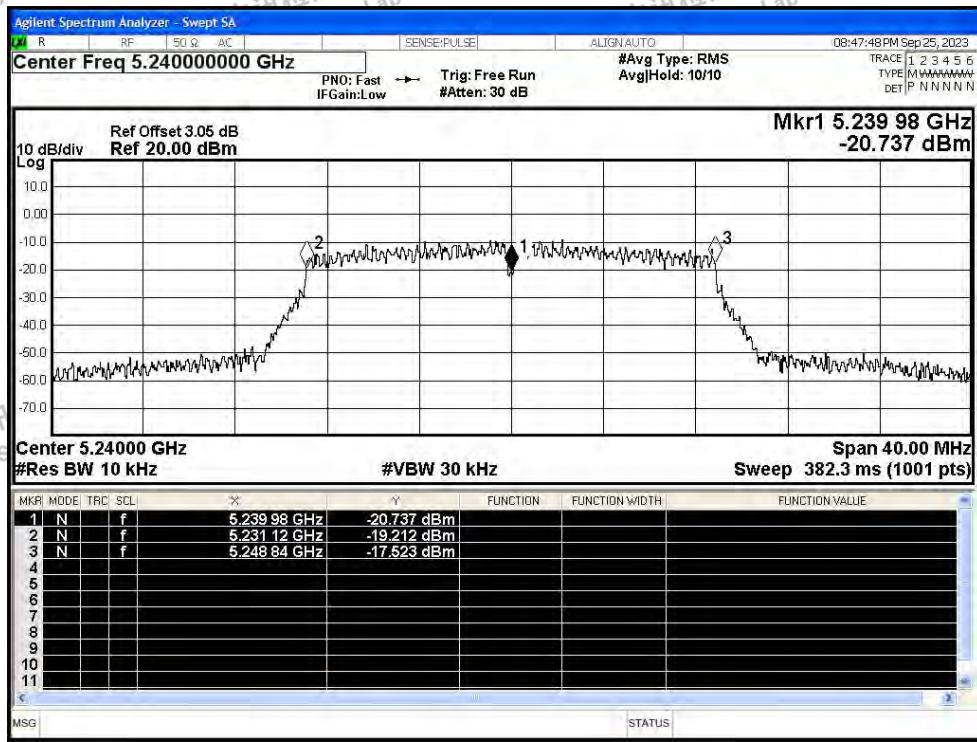


Freq: Stability NVNT ac20 5200MHz Ant1

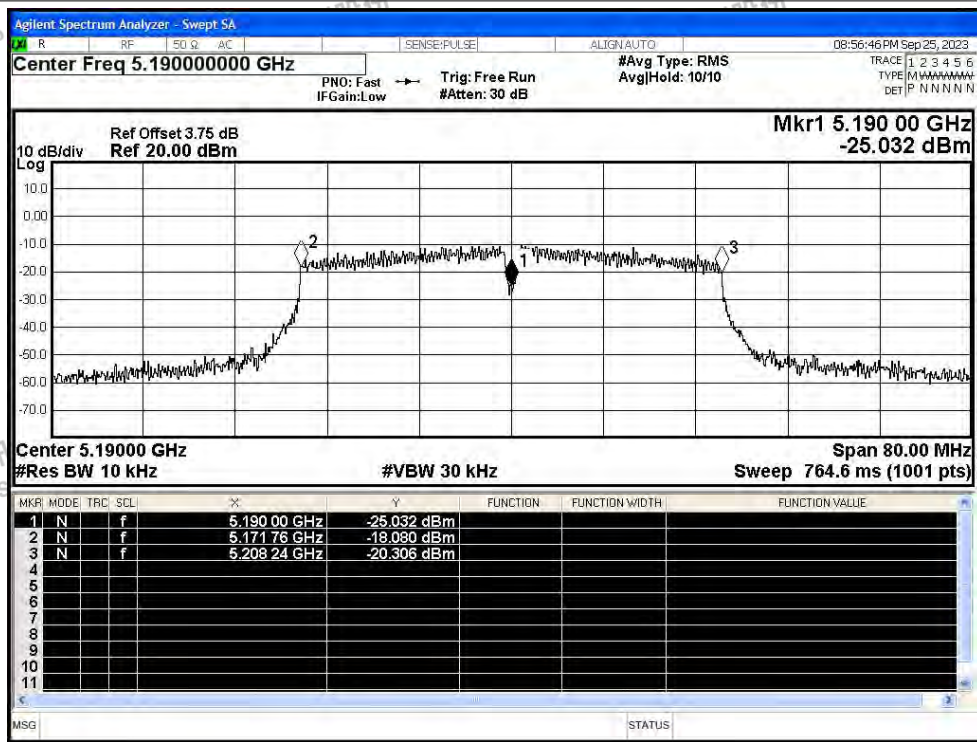




Freq. Stability NVNT ac20 5240MHz Ant1

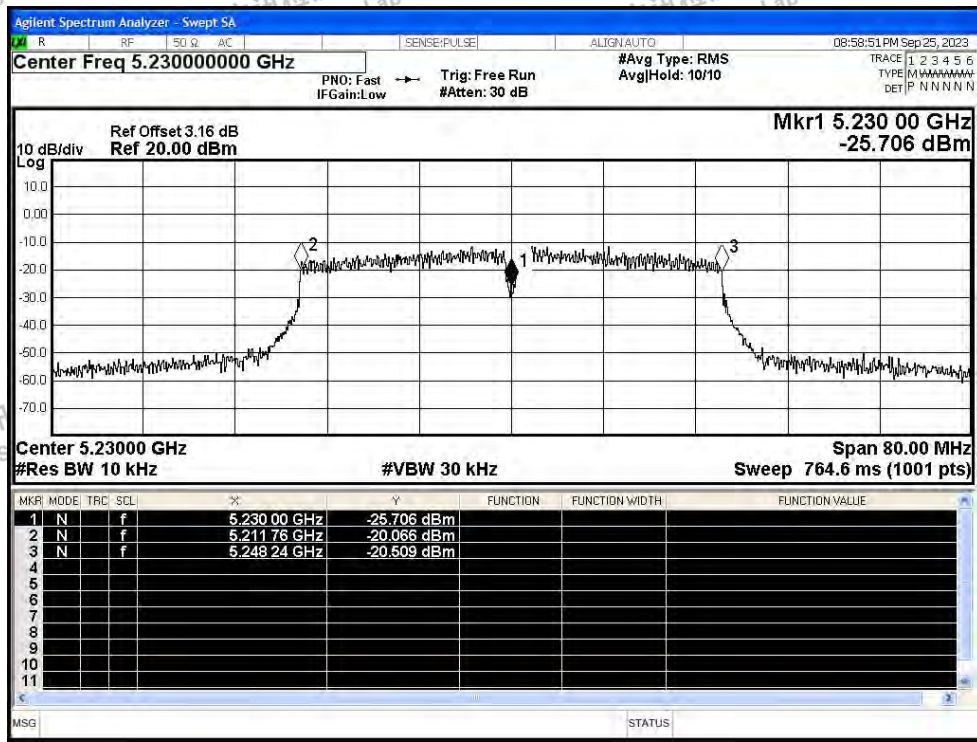


Freq. Stability NVNT ac40 5190MHz Ant1

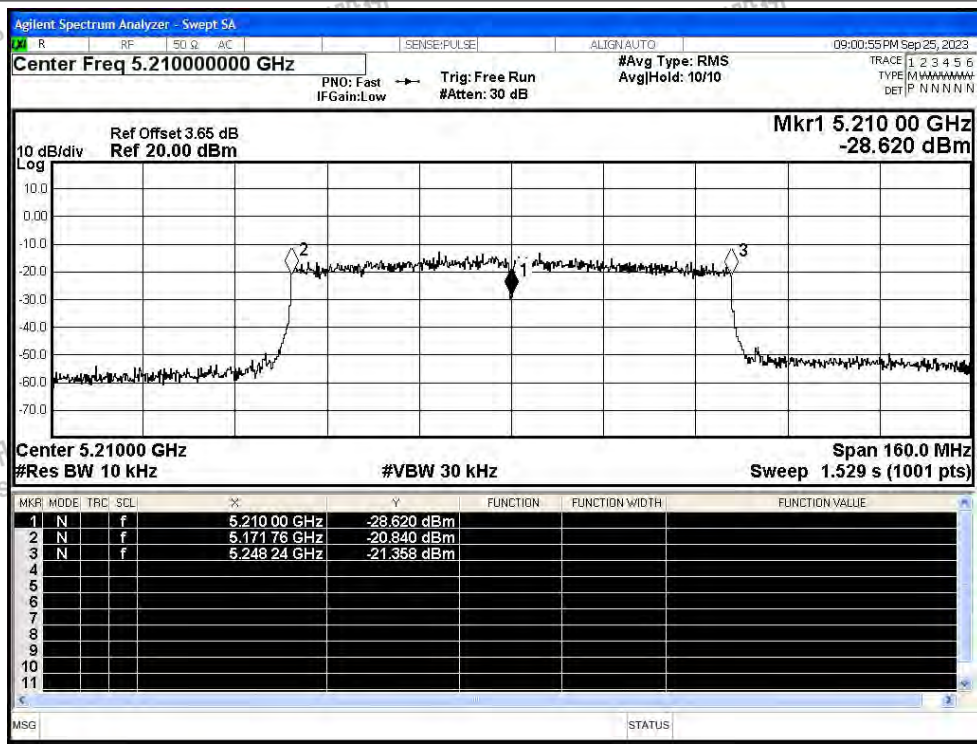




Freq. Stability NVNT ac40 5230MHz Ant1



Freq. Stability NVNT ac80 5210MHz Ant1





D.6 Duty Cycle

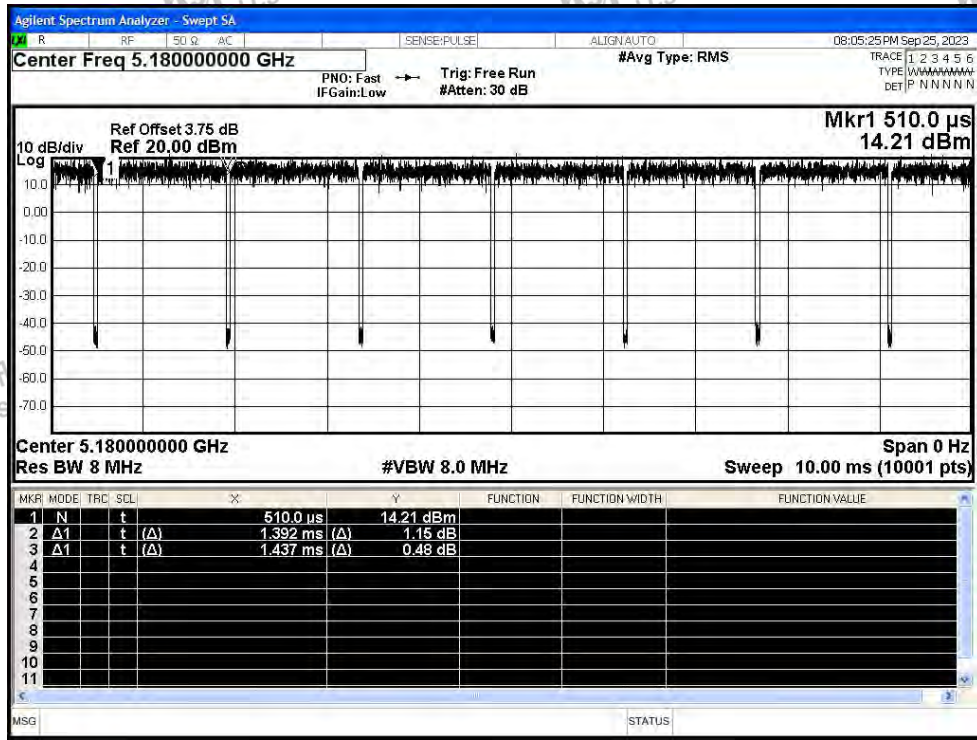
| Condition | Mode | Frequency (MHz) | Antenna | Duty Cycle (%) | Correction Factor (dB) | 1/T (kHz) |
|-----------|------|-----------------|---------|----------------|------------------------|-----------|
| NVNT | a | 5180 | Ant1 | 96.87 | 0.14 | 0.72 |
| NVNT | a | 5200 | Ant1 | 96.94 | 0.13 | 0.72 |
| NVNT | a | 5240 | Ant1 | 96.94 | 0.13 | 0.72 |
| NVNT | n20 | 5180 | Ant1 | 96.7 | 0.15 | 0.78 |
| NVNT | n20 | 5200 | Ant1 | 96.7 | 0.15 | 0.78 |
| NVNT | n20 | 5240 | Ant1 | 96.7 | 0.15 | 0.78 |
| NVNT | n40 | 5190 | Ant1 | 93.68 | 0.28 | 1.57 |
| NVNT | n40 | 5230 | Ant1 | 93.53 | 0.29 | 1.57 |
| NVNT | ac20 | 5180 | Ant1 | 96.78 | 0.14 | 0.76 |
| NVNT | ac20 | 5200 | Ant1 | 96.76 | 0.14 | 0.76 |
| NVNT | ac20 | 5240 | Ant1 | 96.76 | 0.14 | 0.76 |
| NVNT | ac40 | 5190 | Ant1 | 93.68 | 0.28 | 1.53 |
| NVNT | ac40 | 5230 | Ant1 | 93.68 | 0.28 | 1.53 |
| NVNT | ac80 | 5210 | Ant1 | 88.08 | 0.55 | 3.08 |



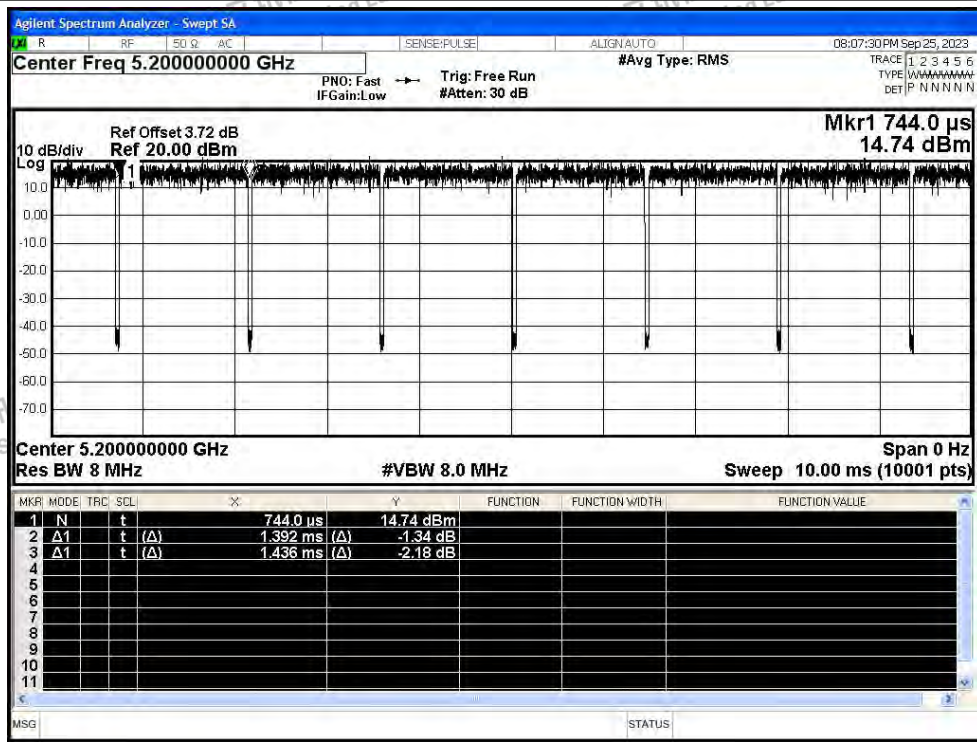


Test Graphs

Duty Cycle NVNT a 5180MHz Ant1

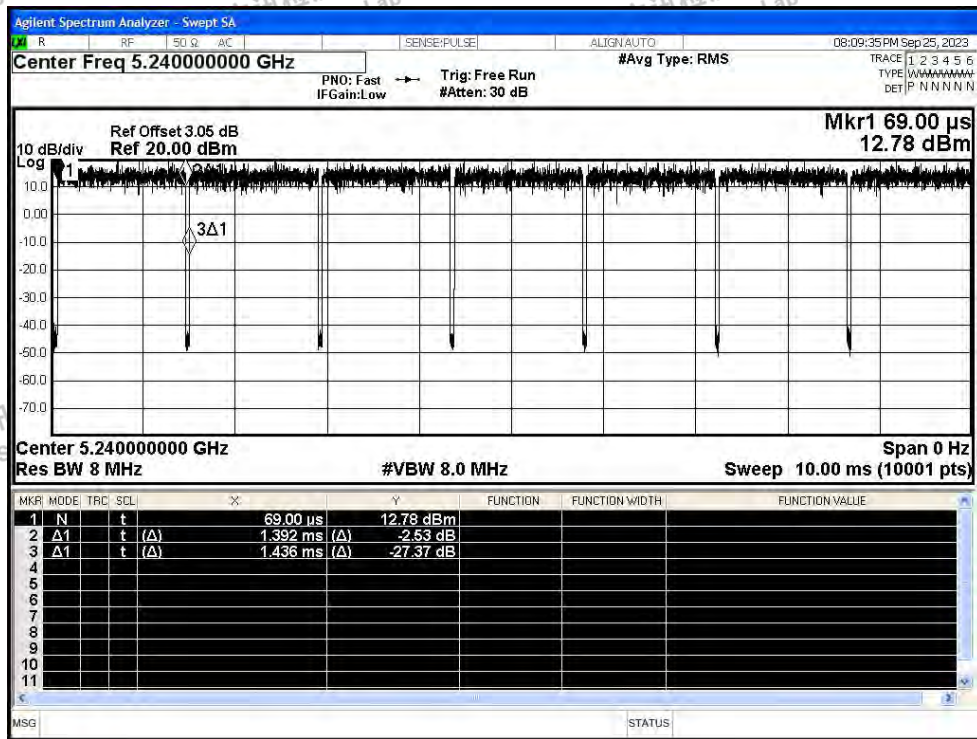


Duty Cycle NVNT a 5200MHz Ant1

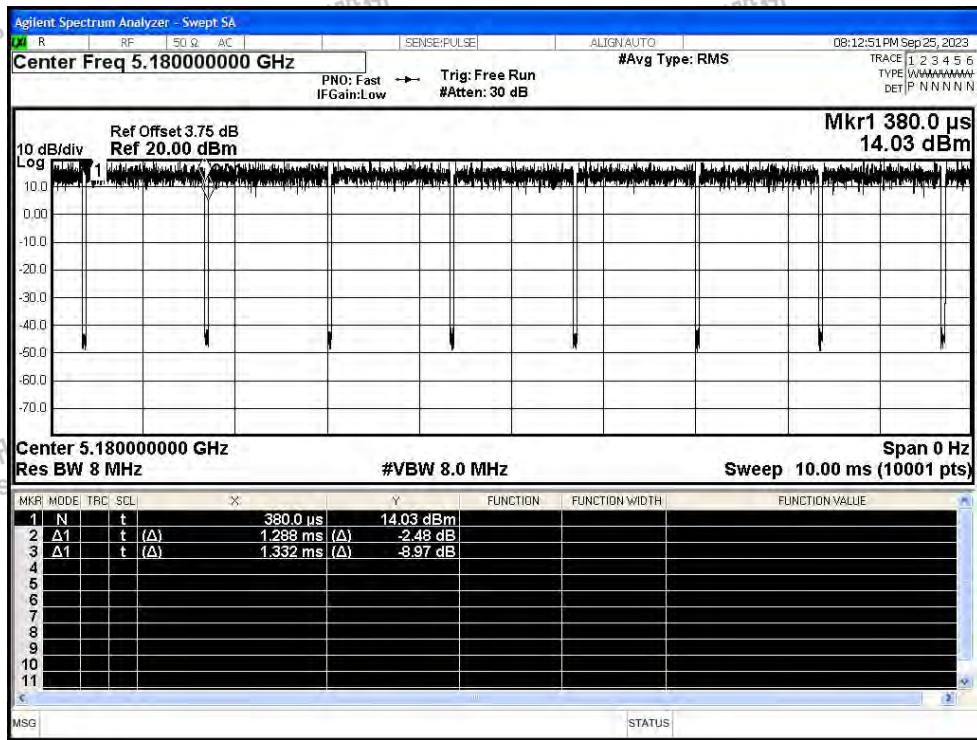




Duty Cycle NVNT a 5240MHz Ant1

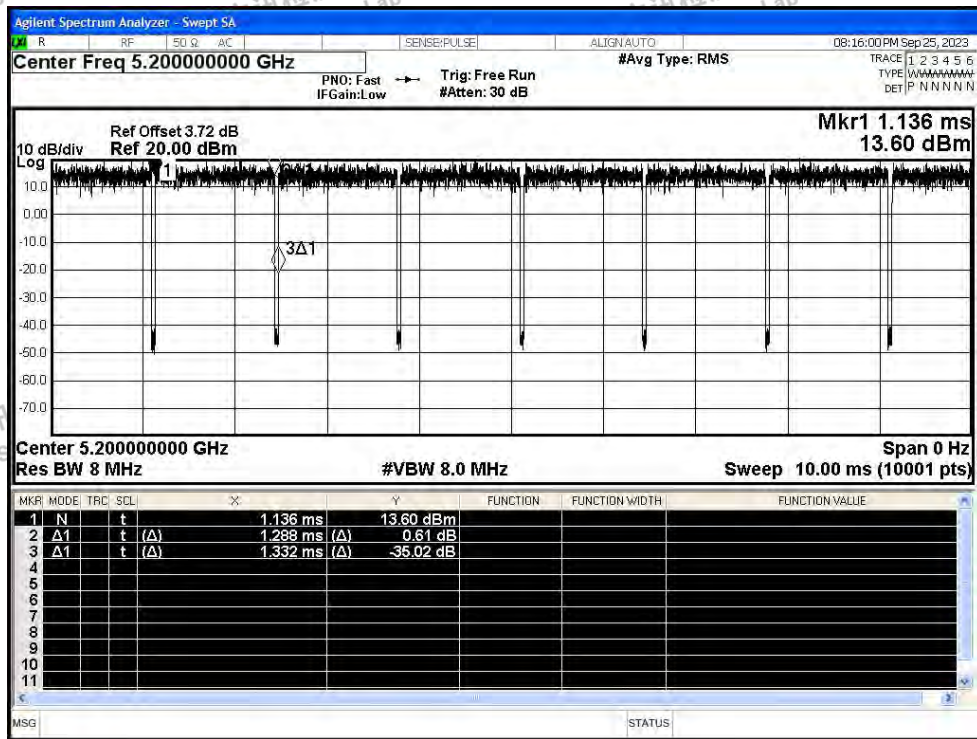


Duty Cycle NVNT n20 5180MHz Ant1

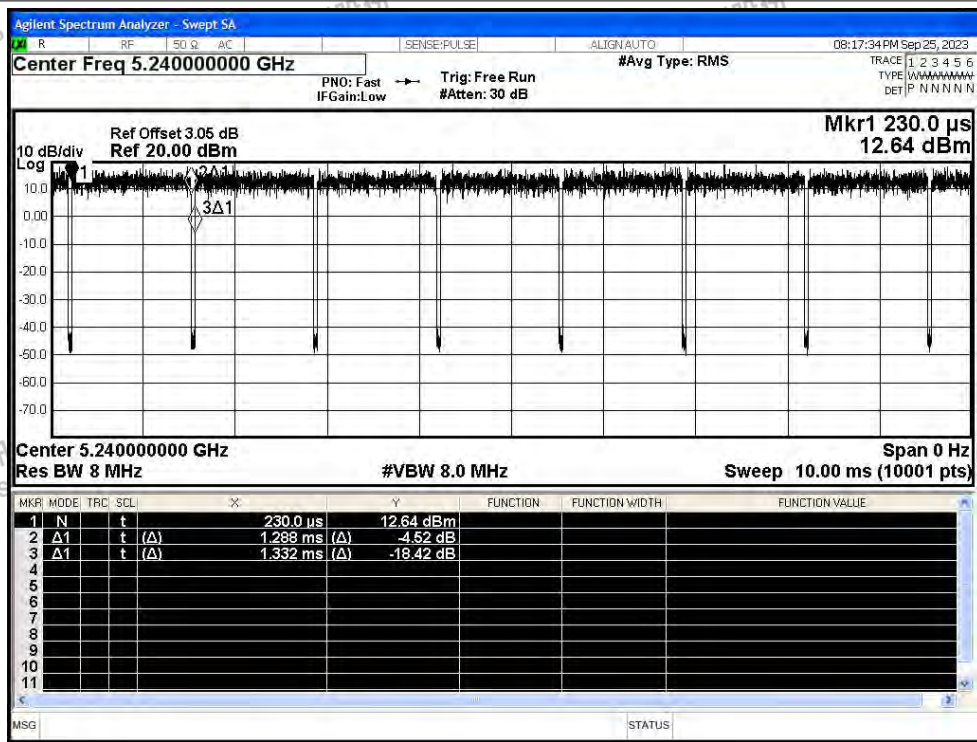




Duty Cycle NVNT n20 5200MHz Ant1

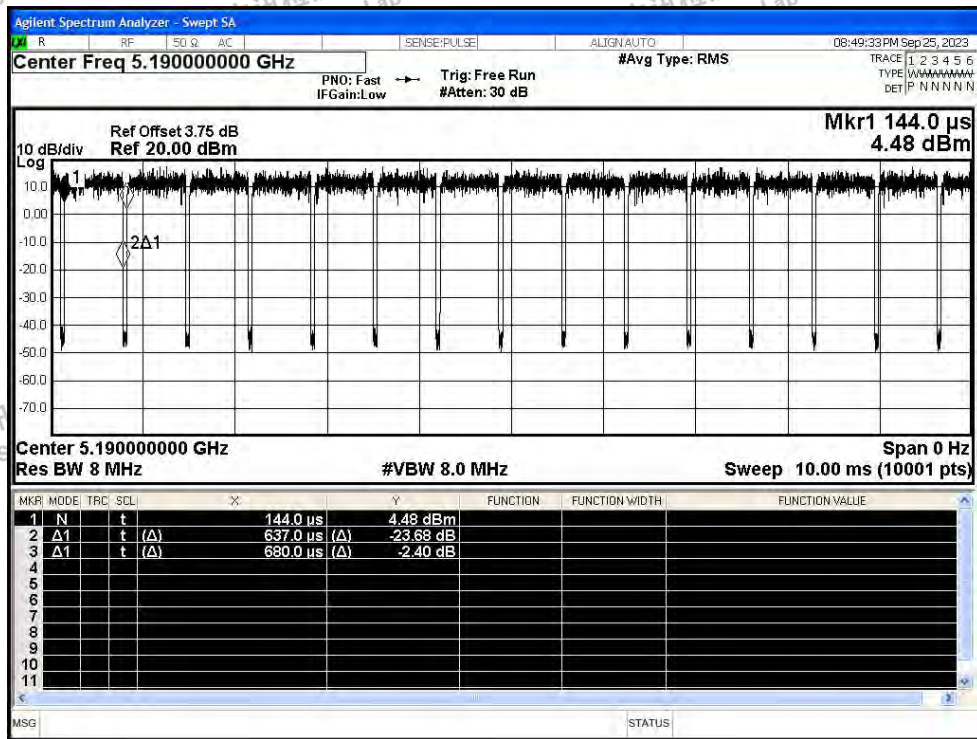


Duty Cycle NVNT n20 5240MHz Ant1

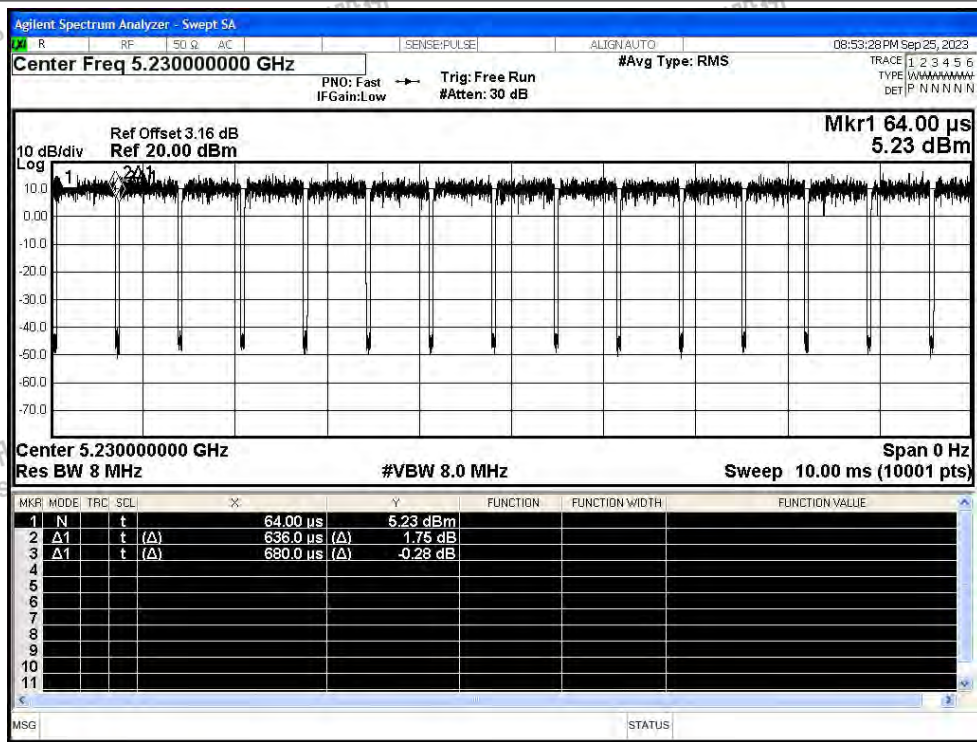




Duty Cycle NVNT n40 5190MHz Ant1

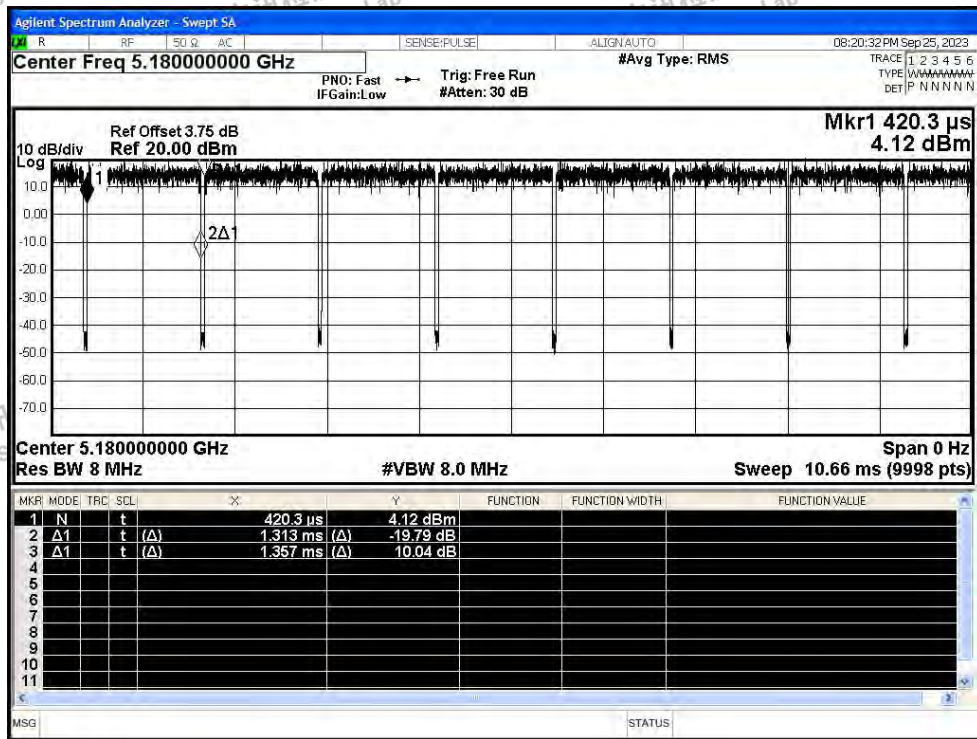


Duty Cycle NVNT n40 5230MHz Ant1

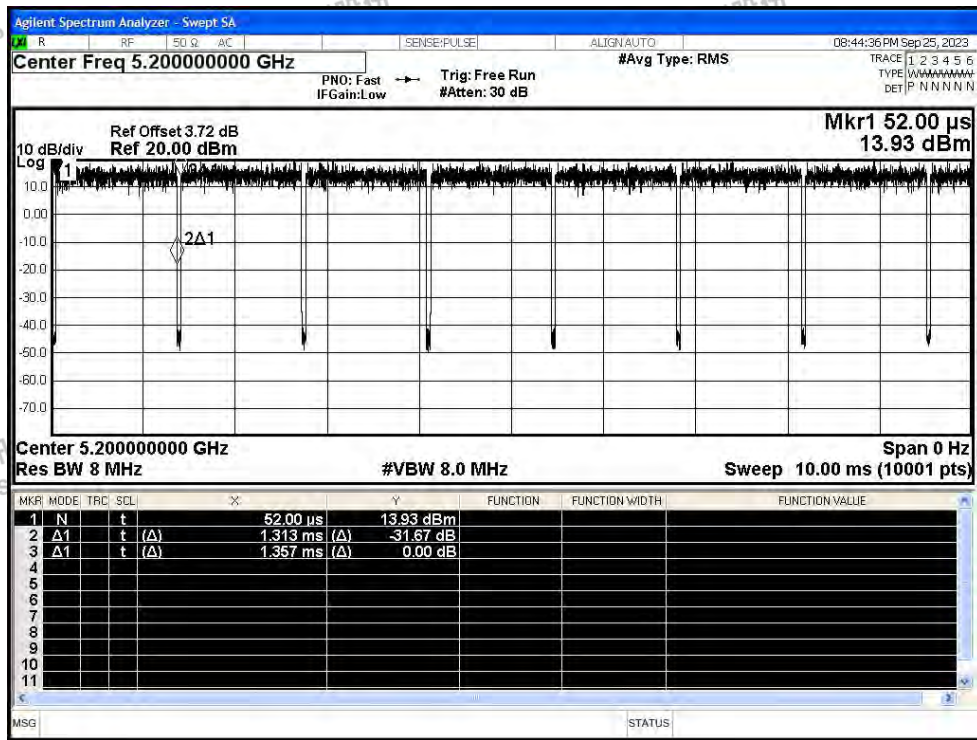




Duty Cycle NVNT ac20 5180MHz Ant1

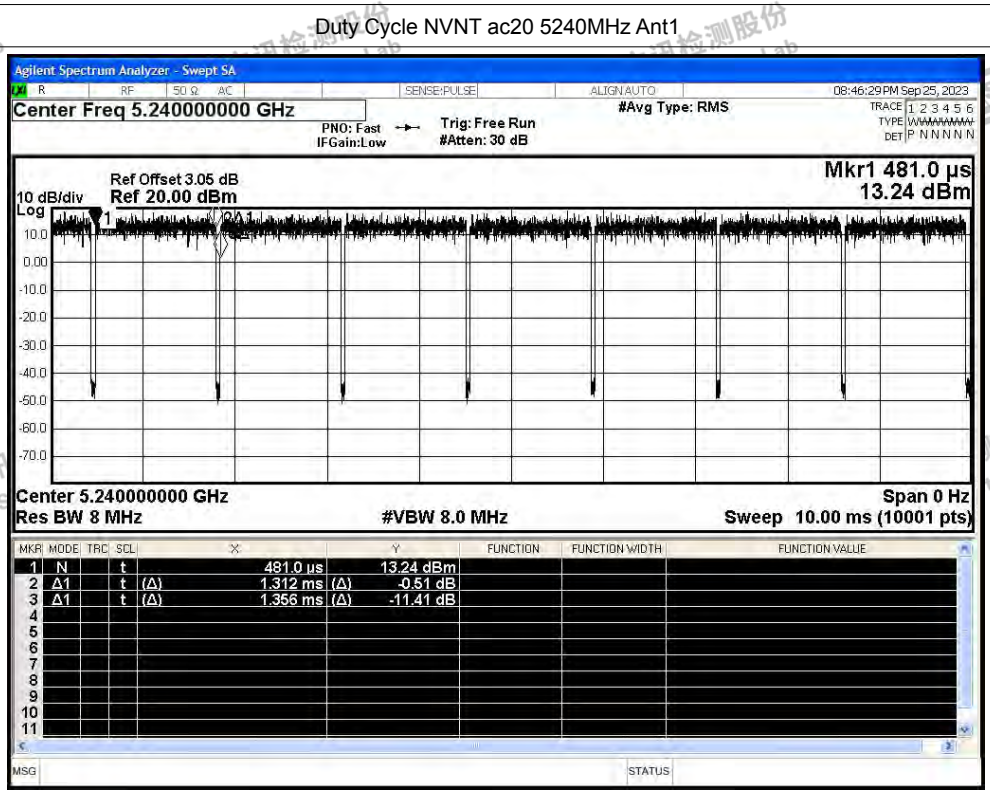


Duty Cycle NVNT ac20 5200MHz Ant1

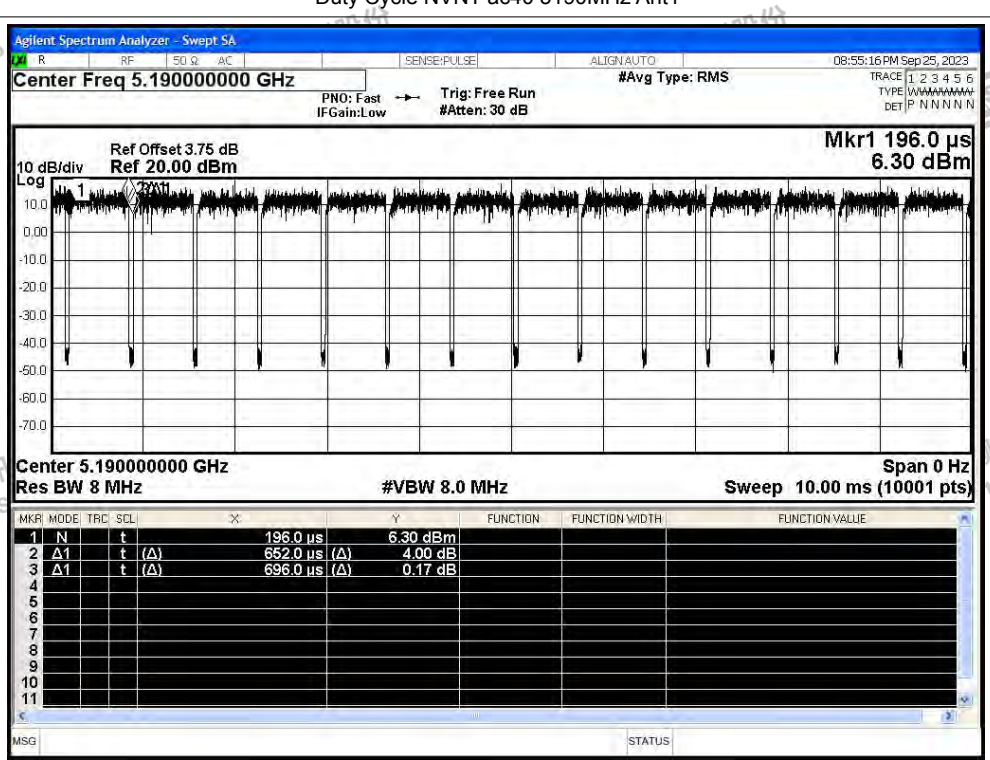




Duty Cycle NVNT ac20 5240MHz Ant1

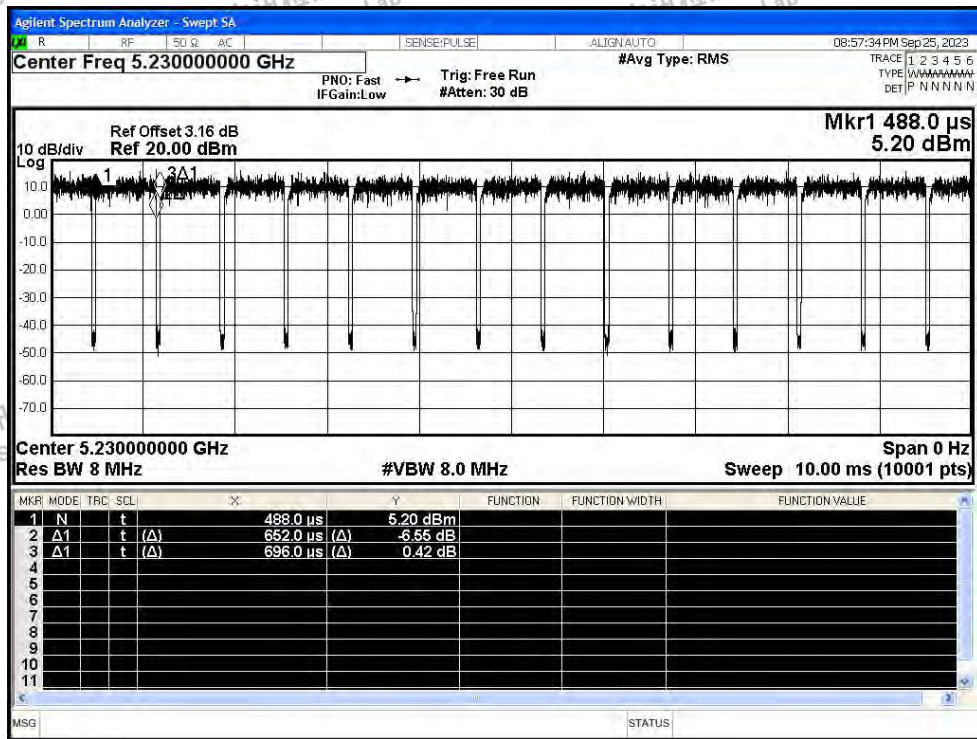


Duty Cycle NVNT ac40 5190MHz Ant1





Duty Cycle NVNT ac40 5230MHz Ant1



Duty Cycle NVNT ac80 5210MHz Ant1

