

## Appendix H) Pseudo random Frequency Hopping Sequence

| Test Requirement:   | 47 CFR Part 15C Section 15.247 (a)(1) requirement: |
|---|--|
| <p>Frequency hopping systems shall have hopping channel carrier frequencies separated by a minimum of 25 kHz or the 20 dB bandwidth of the hopping channel, whichever is greater.</p> <p>Alternatively, Frequency hopping systems operating in the 2400-2483.5 MHz band may have hopping channel carrier frequencies that are separated by 25 kHz or two-thirds of the 20 dB bandwidth of the hopping channel, whichever is greater, provided the systems operate with an output power no greater than 125 mW. The system shall hop to channel frequencies that are selected at the system hopping rate from a Pseudorandom ordered list of hopping frequencies. Each frequency must be used equally on the average by each transmitter. The system receivers shall have input bandwidths that match the hopping channel bandwidths of their corresponding transmitters and shall shift frequencies in synchronization with the transmitted signals.</p>  |  |
| EUT Pseudorandom Frequency Hopping Sequence   |  |
| <p>The pseudorandom sequence may be generated in a nine-stage shift register whose 5th and 9th stage outputs are added in a modulo-two addition stage. And the result is fed back to the input of the first stage. The sequence begins with the first ONE of 9 consecutive ONES; i.e. the shift register is initialized with nine ones.</p> <ul style="list-style-type: none"> <li>• Number of shift register stages: 9</li> <li>• Length of pseudo-random sequence: <math>2^9 - 1 = 511</math> bits</li> <li>• Longest sequence of zeros: 8 (non-inverted signal)</li> </ul> <div data-bbox="320 983 1367 1128" style="text-align: center;"> </div> <p style="text-align: center;"><i>Linear Feedback Shift Register for Generation of the PRBS sequence</i></p> <p>An example of Pseudorandom Frequency Hopping Sequence as follow:</p> <div data-bbox="295 1227 1273 1373" style="text-align: center;"> </div> <p>Each frequency used equally on the average by each transmitter.</p> <p>The system receivers have input bandwidths that match the hopping channel bandwidths of their Corresponding transmitters and shift frequencies in synchronization with the transmitted signals.</p> |  |
| <p>The device does not have the ability to be coordinated with other FHSS systems in an effort to avoid the simultaneous occupancy of individual hopping frequencies by multiple transmitters.</p>  |  |

## Appendix I) Antenna Requirement


15.203 requirement:

An intentional radiator shall be designed to ensure that no antenna other than that furnished by the responsible party shall be used with the device. The use of a permanently attached antenna or of an antenna that uses a unique coupling to the intentional radiator, the manufacturer may design the unit so that a broken antenna can be replaced by the user, but the use of a standard antenna jack or electrical connector is prohibited.

15.247(b) (4) requirement:

The conducted output power limit specified in paragraph (b) of this section is based on the use of antennas with directional gains that do not exceed 6 dBi. Except as shown in paragraph (c) of this section, if transmitting antennas of directional gain greater than 6 dBi are used, the conducted output power from the intentional radiator shall be reduced below the stated values in paragraphs (b)(1), (b)(2), and (b)(3) of this section, as appropriate, by the amount in dB that the directional gain of the antenna exceeds 6 dBi.

**EUT Antenna:**



The antenna is Internal antenna and no consideration of replacement. The best case gain of the antenna is 2.93dBi.

## Appendix J) AC Power Line Conducted Emission

| <p>Test Procedure:</p>   | <p>Test frequency range :150KHz-30MHz</p> <ol style="list-style-type: none"> <li>1) The mains terminal disturbance voltage test was conducted in a shielded room.</li> <li>2) The EUT was connected to AC power source through a LISN 1 (Line Impedance Stabilization Network) which provides a <math>50\Omega/50\mu\text{H} + 5\Omega</math> linear impedance. The power cables of all other units of the EUT were connected to a second LISN 2, which was bonded to the ground reference plane in the same way as the LISN 1 for the unit being measured. A multiple socket outlet strip was used to connect multiple power cables to a single LISN provided the rating of the LISN was not exceeded.</li> <li>3) The tabletop EUT was placed upon a non-metallic table 0.8m above the ground reference plane. And for floor-standing arrangement, the EUT was placed on the horizontal ground reference plane,</li> <li>4) The test was performed with a vertical ground reference plane. The rear of the EUT shall be 0.4 m from the vertical ground reference plane. The vertical ground reference plane was bonded to the horizontal ground reference plane. The LISN 1 was placed 0.8 m from the boundary of the unit under test and bonded to a ground reference plane for LISNs mounted on top of the ground reference plane. This distance was between the closest points of the LISN 1 and the EUT. All other units of the EUT and associated equipment was at least 0.8 m from the LISN 2.</li> <li>5) In order to find the maximum emission, the relative positions of equipment and all of the interface cables must be changed according to ANSI C63.10 on conducted measurement.</li> </ol> |                       |              |  |            |         |          |           |           |       |    |    |      |    |    |  |  |
|--|---|-----------------------|--------------|--|------------|---------|----------|-----------|-----------|-------|----|----|------|----|----|--|--|
| <p>Limit:</p>  | <table border="1"> <thead> <tr> <th rowspan="2">Frequency range (MHz)</th> <th colspan="2">Limit (dBuV)</th> </tr> <tr> <th>Quasi-peak</th> <th>Average</th> </tr> </thead> <tbody> <tr> <td>0.15-0.5</td> <td>66 to 56*</td> <td>56 to 46*</td> </tr> <tr> <td>0.5-5</td> <td>56</td> <td>46</td> </tr> <tr> <td>5-30</td> <td>60</td> <td>50</td> </tr> </tbody> </table>   | Frequency range (MHz) | Limit (dBuV) |  | Quasi-peak | Average | 0.15-0.5 | 66 to 56* | 56 to 46* | 0.5-5 | 56 | 46 | 5-30 | 60 | 50 |  |  |
| Frequency range (MHz)  | Limit (dBuV)  |                       |              |  |            |         |          |           |           |       |    |    |      |    |    |  |  |
|  | Quasi-peak  | Average               |              |  |            |         |          |           |           |       |    |    |      |    |    |  |  |
| 0.15-0.5   | 66 to 56*   | 56 to 46*             |              |  |            |         |          |           |           |       |    |    |      |    |    |  |  |
| 0.5-5  | 56  | 46                    |              |  |            |         |          |           |           |       |    |    |      |    |    |  |  |
| 5-30   | 60  | 50                    |              |  |            |         |          |           |           |       |    |    |      |    |    |  |  |
| <p>* The limit decreases linearly with the logarithm of the frequency in the range 0.15 MHz to 0.50 MHz.</p> <p>NOTE : The lower limit is applicable at the transition frequency</p> |   |                       |              |  |            |         |          |           |           |       |    |    |      |    |    |  |  |

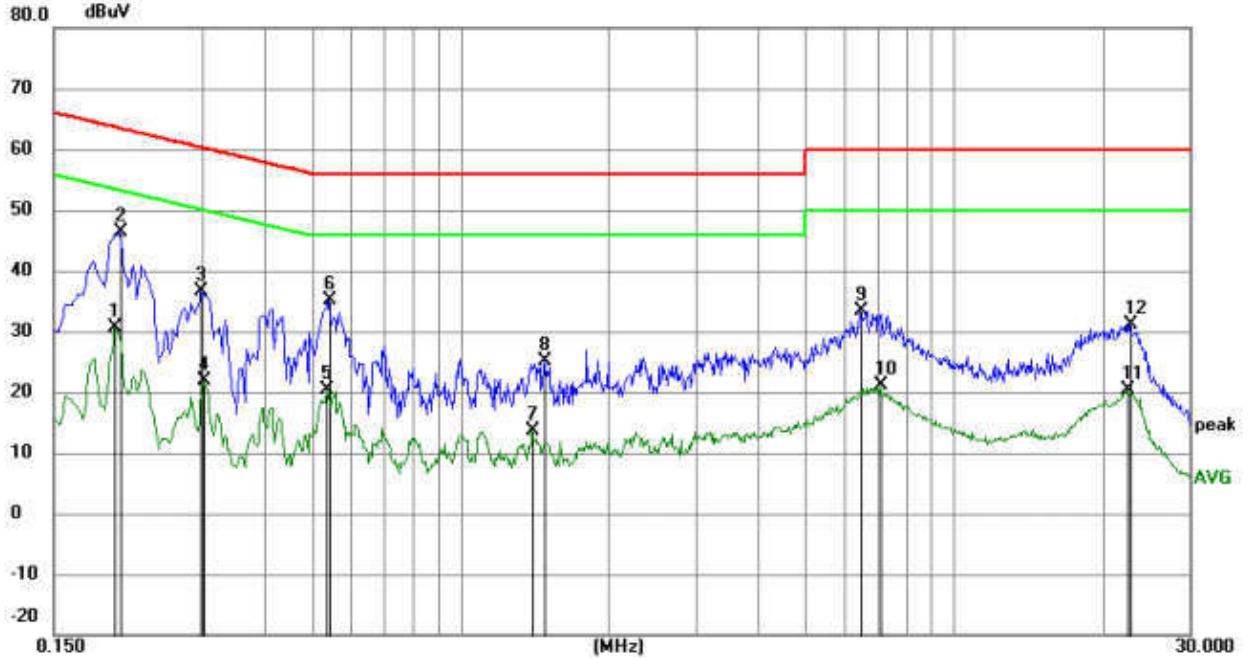
### Measurement Data

An initial pre-scan was performed on the live and neutral lines with peak detector.

Quasi-Peak and Average measurement were performed at the frequencies with maximized peak emission were

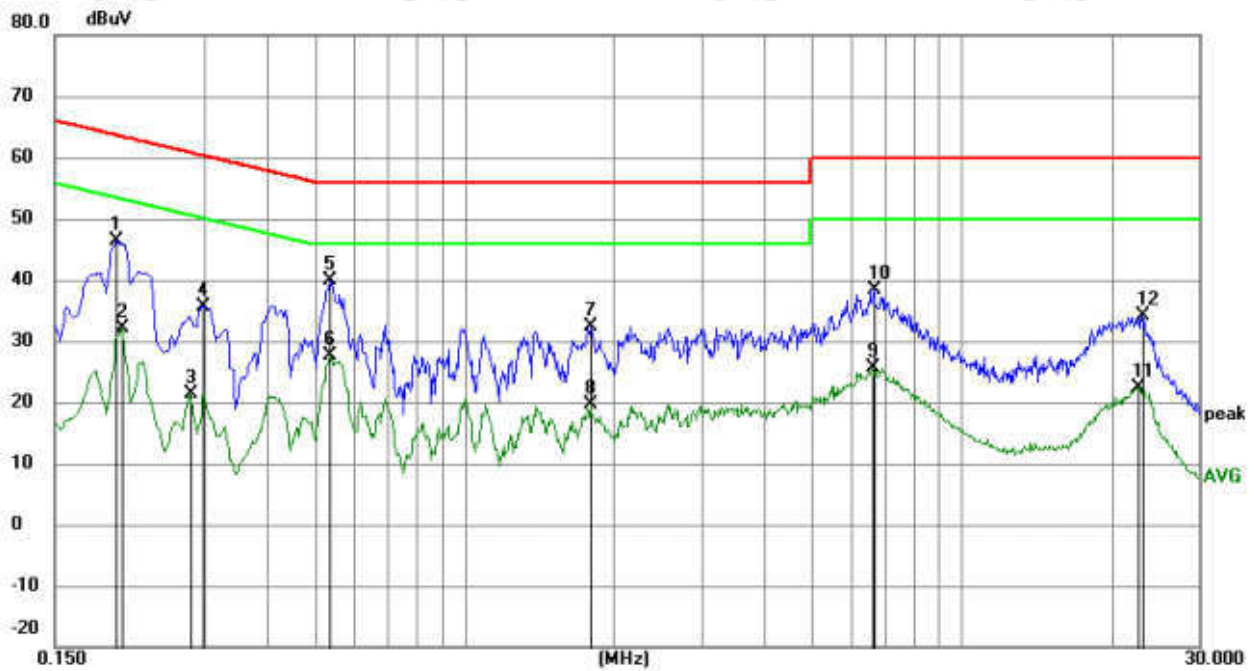
detected.

Live line:



| No. | Mk. | Freq.<br>MHz | Reading<br>Level<br>dBuV | Correct<br>Factor<br>dB | Measure-<br>ment<br>dBuV | Limit<br>dBuV | Margin<br>dB | Detector | Comment |
|-----|-----|--------------|--------------------------|-------------------------|--------------------------|---------------|--------------|----------|---------|
| 1   |     | 0.1995       | 20.72                    | 9.87                    | 30.59                    | 53.63         | -23.04       | AVG      |         |
| 2   | *   | 0.2040       | 36.44                    | 9.88                    | 46.32                    | 63.45         | -17.13       | QP       |         |
| 3   |     | 0.2985       | 26.51                    | 10.07                   | 36.58                    | 60.28         | -23.70       | QP       |         |
| 4   |     | 0.3030       | 11.76                    | 10.07                   | 21.83                    | 50.16         | -28.33       | AVG      |         |
| 5   |     | 0.5370       | 10.41                    | 9.99                    | 20.40                    | 46.00         | -25.60       | AVG      |         |
| 6   |     | 0.5415       | 25.13                    | 10.00                   | 35.13                    | 56.00         | -20.87       | QP       |         |
| 7   |     | 1.4010       | 3.79                     | 9.81                    | 13.60                    | 46.00         | -32.40       | AVG      |         |
| 8   |     | 1.4865       | 15.21                    | 9.81                    | 25.02                    | 56.00         | -30.98       | QP       |         |
| 9   |     | 6.4860       | 23.68                    | 9.79                    | 33.47                    | 60.00         | -26.53       | QP       |         |
| 10  |     | 7.1070       | 11.35                    | 9.79                    | 21.14                    | 50.00         | -28.86       | AVG      |         |
| 11  |     | 22.5105      | 10.31                    | 9.99                    | 20.30                    | 50.00         | -29.70       | AVG      |         |
| 12  |     | 22.6950      | 21.12                    | 9.99                    | 31.11                    | 60.00         | -28.89       | QP       |         |

Neutral line:



| No. | Mk. | Freq.<br>MHz | Reading<br>Level<br>dBuV | Correct<br>Factor<br>dB | Measure-<br>ment<br>dBuV | Limit<br>dBuV | Margin<br>dB | Detector | Comment |
|-----|-----|--------------|--------------------------|-------------------------|--------------------------|---------------|--------------|----------|---------|
| 1   |     | 0.1995       | 36.51                    | 9.87                    | 46.38                    | 63.63         | -17.25       | QP       |         |
| 2   |     | 0.2040       | 22.15                    | 9.88                    | 32.03                    | 53.45         | -21.42       | AVG      |         |
| 3   |     | 0.2805       | 11.29                    | 10.03                   | 21.32                    | 50.80         | -29.48       | AVG      |         |
| 4   |     | 0.2985       | 25.58                    | 10.07                   | 35.65                    | 60.28         | -24.63       | QP       |         |
| 5   | *   | 0.5370       | 29.91                    | 9.99                    | 39.90                    | 56.00         | -16.10       | QP       |         |
| 6   |     | 0.5370       | 17.75                    | 9.99                    | 27.74                    | 46.00         | -18.26       | AVG      |         |
| 7   |     | 1.7970       | 22.67                    | 9.80                    | 32.47                    | 56.00         | -23.53       | QP       |         |
| 8   |     | 1.7970       | 9.89                     | 9.80                    | 19.69                    | 46.00         | -26.31       | AVG      |         |
| 9   |     | 6.6120       | 15.96                    | 9.79                    | 25.75                    | 50.00         | -24.25       | AVG      |         |
| 10  |     | 6.6885       | 28.54                    | 9.79                    | 38.33                    | 60.00         | -21.67       | QP       |         |
| 11  |     | 22.5780      | 12.42                    | 9.99                    | 22.41                    | 50.00         | -27.59       | AVG      |         |
| 12  |     | 23.0550      | 24.14                    | 9.99                    | 34.13                    | 60.00         | -25.87       | QP       |         |

Notes:

1. The following Quasi-Peak and Average measurements were performed on the EUT:
2. Final Test Level = Receiver Reading + LISN Factor + Cable Loss.

## Appendix K) Restricted bands around fundamental frequency (Radiated)

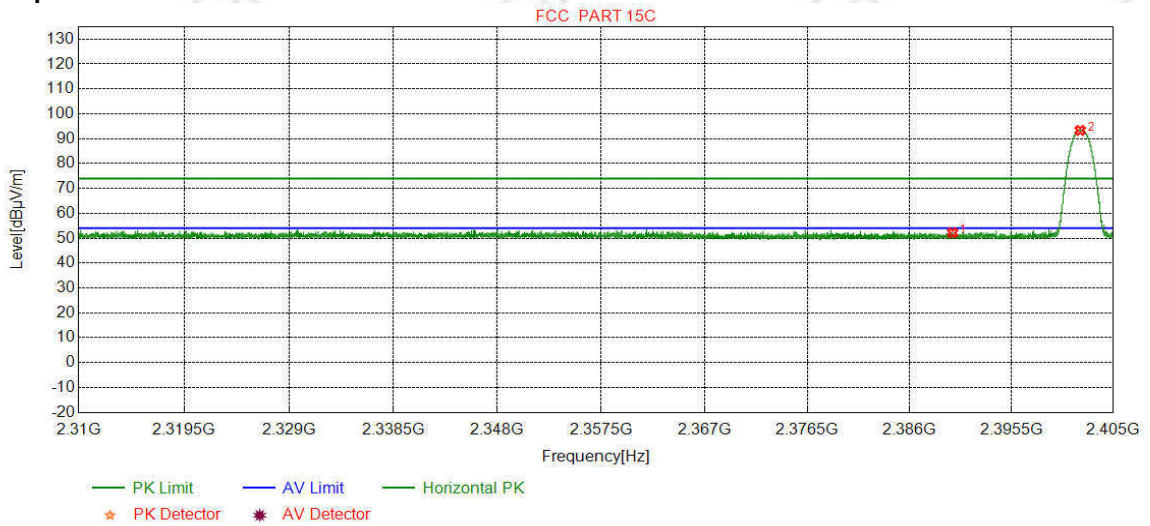
|                 |  |                    |                  |         |            |
|-----------------|--|--------------------|------------------|---------|------------|
| Receiver Setup: | Frequency  | Detector           | RBW              | VBW     | Remark     |
|                 | 30MHz-1GHz   | Quasi-peak         | 120 kHz          | 300kHz  | Quasi-peak |
|                 | Above 1GHz   | Peak               | 1MHz             | 3MHz    | Peak       |
| Peak            |  | 1MHz               | 10Hz             | Average |            |
| Test Procedure: | <p><b>Below 1GHz test procedure as below:</b></p> <ol style="list-style-type: none"> <li>The EUT was placed on the top of a rotating table 0.8 meters above the ground at a 3 meter semi-anechoic chamber. The table was rotated 360 degrees to determine the position of the highest radiation.</li> <li>The EUT was set 3 meters away from the interference-receiving antenna, which was mounted on the top of a variable-height antenna tower.</li> <li>The antenna height is varied from one meter to four meters above the ground to determine the maximum value of the field strength. Both horizontal and vertical polarizations of the antenna are set to make the measurement.</li> <li>For each suspected emission, the EUT was arranged to its worst case and then the antenna was tuned to heights from 1 meter to 4 meters and the rotatable table was turned from 0 degrees to 360 degrees to find the maximum reading.</li> <li>The test-receiver system was set to Peak Detect Function and Specified Bandwidth with Maximum Hold Mode.</li> <li>Place a marker at the end of the restricted band closest to the transmit frequency to show compliance. Also measure any emissions in the restricted bands. Save the spectrum analyzer plot. Repeat for each power and modulation for lowest and highest channel</li> </ol> <p><b>Above 1GHz test procedure as below:</b></p> <ol style="list-style-type: none"> <li>Different between above is the test site, change from Semi- Anechoic Chamber to fully Anechoic Chamber and change form table 0.8 metre to 1.5 metre( Above 18GHz the distance is 1 meter and table is 1.5 metre).</li> <li>b. Test the EUT in the lowest channel , the Highest channel</li> <li>The radiation measurements are performed in X, Y, Z axis positioning for Transmitting mode, and found the X axis positioning which it is worse case.</li> <li>Repeat above procedures until all frequencies measured was complete.</li> </ol> |                    |                  |         |            |
| Limit:          | Frequency  | Limit (dBuV/m @3m) | Remark           |         |            |
|                 | 30MHz-88MHz  | 40.0               | Quasi-peak Value |         |            |
|                 | 88MHz-216MHz   | 43.5               | Quasi-peak Value |         |            |
|                 | 216MHz-960MHz  | 46.0               | Quasi-peak Value |         |            |
|                 | 960MHz-1GHz  | 54.0               | Quasi-peak Value |         |            |
|                 | Above 1GHz   | 54.0               | Average Value    |         |            |
|                 |  | 74.0               | Peak Value       |         |            |



**Test plot as follows:**

|         |                   |          |      |
|---------|-------------------|----------|------|
| Mode:   | GFSK Transmitting | Channel: | 2402 |
| Remark: | PK                |          |      |

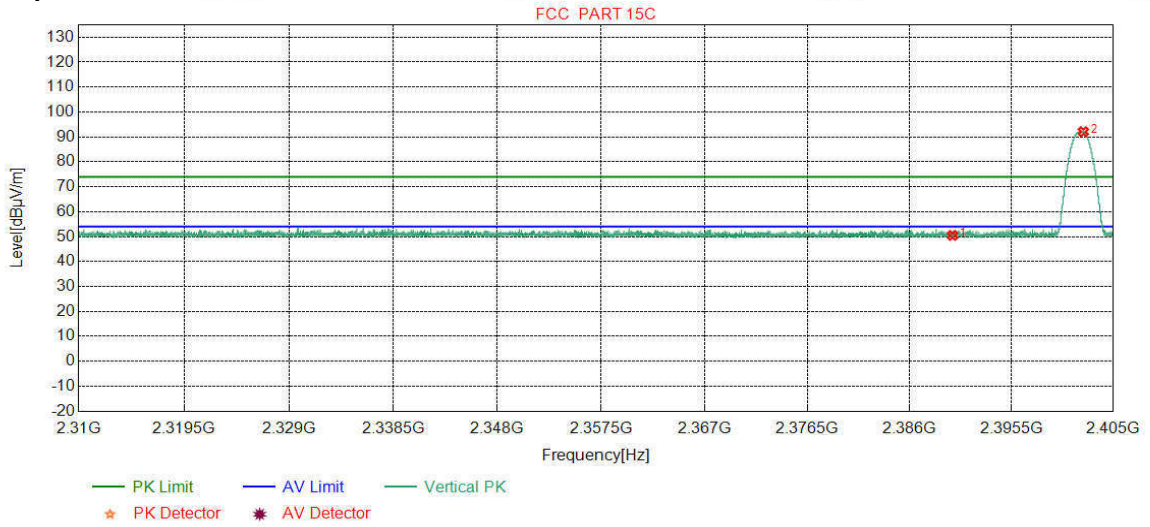
**Test Graph**



| NO | Freq. [MHz] | Ant Factor [dB] | Cable loss [dB] | Pream gain [dB] | Reading [dBµV] | Level [dBµV/m] | Limit [dBµV/m] | Margin [dB] | Result | Polarity   |
|----|-------------|-----------------|-----------------|-----------------|----------------|----------------|----------------|-------------|--------|------------|
| 1  | 2390.0000   | 32.25           | 13.37           | -43.12          | 49.69          | 52.19          | 74.00          | 21.81       | Pass   | Horizontal |
| 2  | 2401.9091   | 32.26           | 13.31           | -43.12          | 90.87          | 93.32          | 74.00          | -19.32      | Pass   | Horizontal |

|         |                   |          |      |
|---------|-------------------|----------|------|
| Mode:   | GFSK Transmitting | Channel: | 2402 |
| Remark: | PK                |          |      |

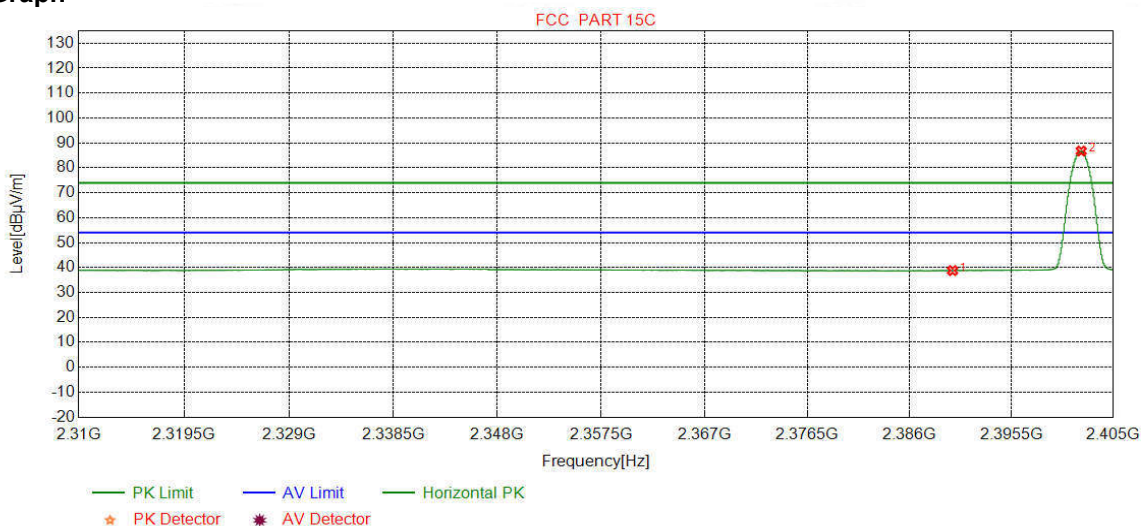
**Test Graph**



| NO | Freq. [MHz] | Ant Factor [dB] | Cable loss [dB] | Pream gain [dB] | Reading [dBµV] | Level [dBµV/m] | Limit [dBµV/m] | Margin [dB] | Result | Polarity |
|----|-------------|-----------------|-----------------|-----------------|----------------|----------------|----------------|-------------|--------|----------|
| 1  | 2390.0000   | 32.25           | 13.37           | -43.12          | 47.97          | 50.47          | 74.00          | 23.53       | Pass   | Vertical |
| 2  | 2402.2068   | 32.26           | 13.31           | -43.12          | 89.63          | 92.08          | 74.00          | -18.08      | Pass   | Vertical |

|         |                   |          |      |
|---------|-------------------|----------|------|
| Mode:   | GFSK Transmitting | Channel: | 2402 |
| Remark: | AV                |          |      |

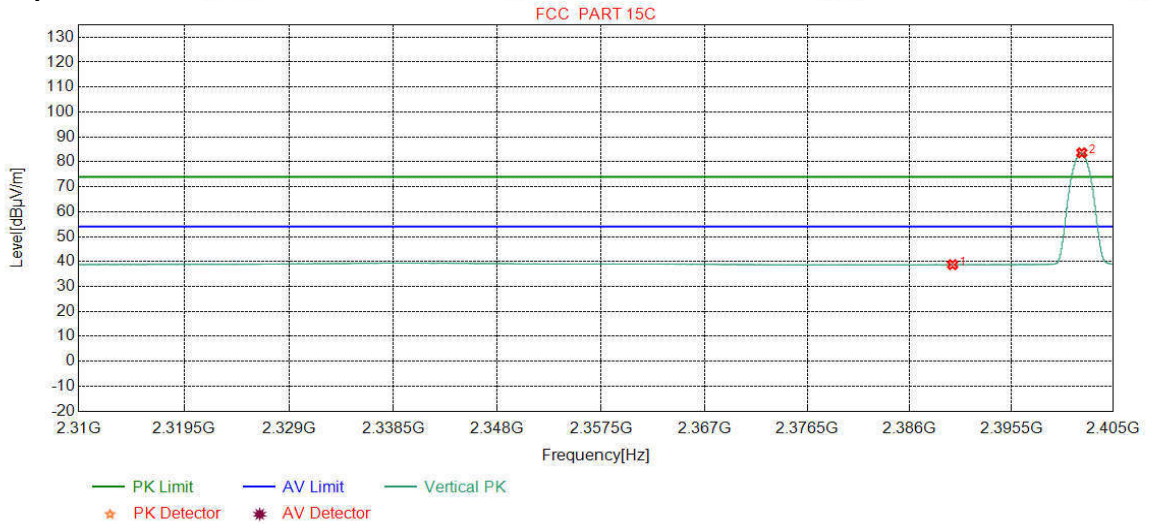
**Test Graph**



| NO | Freq. [MHz] | Ant Factor [dB] | Cable loss [dB] | Pream gain [dB] | Reading [dBµV] | Level [dBµV/m] | Limit [dBµV/m] | Margin [dB] | Result | Polarity   |
|----|-------------|-----------------|-----------------|-----------------|----------------|----------------|----------------|-------------|--------|------------|
| 1  | 2390.0000   | 32.25           | 13.37           | -43.12          | 36.28          | 38.78          | 54.00          | 15.22       | Pass   | Horizontal |
| 2  | 2402.0105   | 32.26           | 13.31           | -43.12          | 84.30          | 86.75          | 54.00          | -32.75      | Pass   | Horizontal |

|         |                   |          |      |
|---------|-------------------|----------|------|
| Mode:   | GFSK Transmitting | Channel: | 2402 |
| Remark: | AV                |          |      |

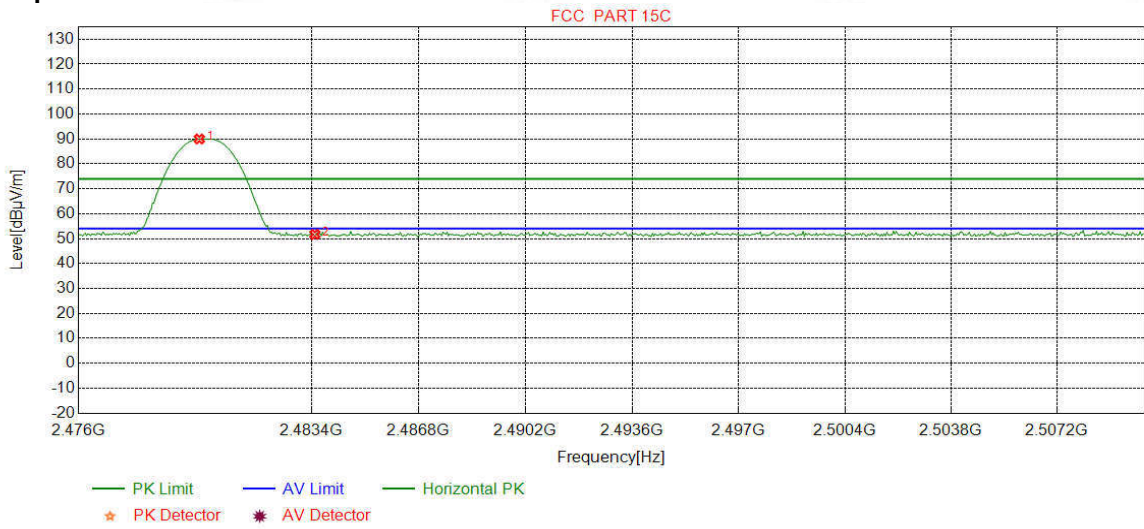
**Test Graph**



| NO | Freq. [MHz] | Ant Factor [dB] | Cable loss [dB] | Pream gain [dB] | Reading [dBµV] | Level [dBµV/m] | Limit [dBµV/m] | Margin [dB] | Result | Polarity |
|----|-------------|-----------------|-----------------|-----------------|----------------|----------------|----------------|-------------|--------|----------|
| 1  | 2390.0000   | 32.25           | 13.37           | -43.12          | 36.25          | 38.75          | 54.00          | 15.25       | Pass   | Vertical |
| 2  | 2402.0611   | 32.26           | 13.31           | -43.12          | 81.17          | 83.62          | 54.00          | -29.62      | Pass   | Vertical |

|         |                   |          |      |
|---------|-------------------|----------|------|
| Mode:   | GFSK Transmitting | Channel: | 2480 |
| Remark: | PK                |          |      |

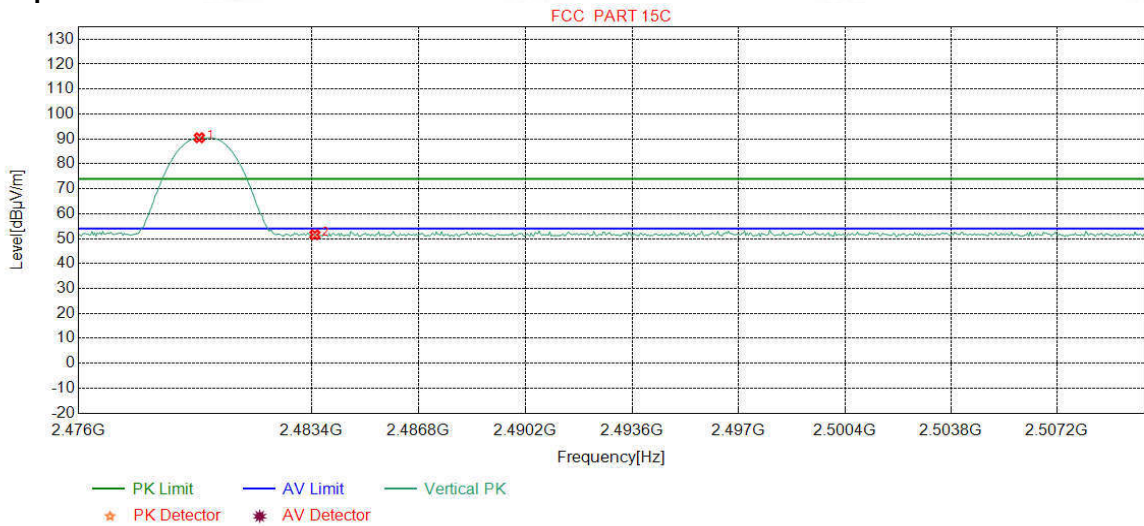
**Test Graph**



| NO | Freq. [MHz] | Ant Factor [dB] | Cable loss [dB] | Pream gain [dB] | Reading [dBµV] | Level [dBµV/m] | Limit [dBµV/m] | Margin [dB] | Result | Polarity   |
|----|-------------|-----------------|-----------------|-----------------|----------------|----------------|----------------|-------------|--------|------------|
| 1  | 2479.8298   | 32.37           | 13.39           | -43.10          | 87.30          | 89.96          | 74.00          | -15.96      | Pass   | Horizontal |
| 2  | 2483.5000   | 32.38           | 13.38           | -43.11          | 49.04          | 51.69          | 74.00          | 22.31       | Pass   | Horizontal |

|         |                   |          |      |
|---------|-------------------|----------|------|
| Mode:   | GFSK Transmitting | Channel: | 2480 |
| Remark: | PK                |          |      |

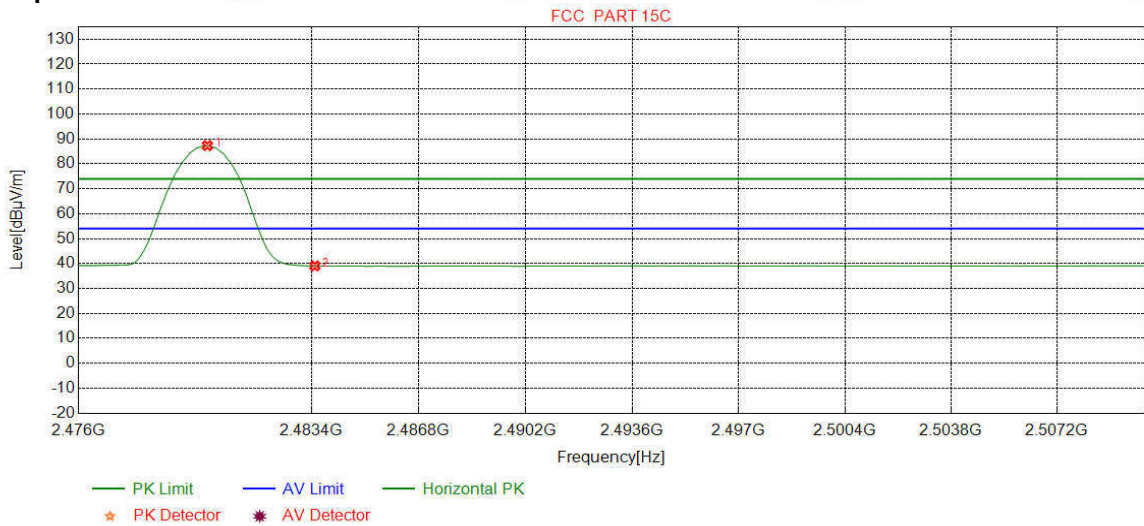
**Test Graph**



| NO | Freq. [MHz] | Ant Factor [dB] | Cable loss [dB] | Pream gain [dB] | Reading [dBµV] | Level [dBµV/m] | Limit [dBµV/m] | Margin [dB] | Result | Polarity |
|----|-------------|-----------------|-----------------|-----------------|----------------|----------------|----------------|-------------|--------|----------|
| 1  | 2479.8298   | 32.37           | 13.39           | -43.10          | 87.81          | 90.47          | 74.00          | -16.47      | Pass   | Vertical |
| 2  | 2483.5000   | 32.38           | 13.38           | -43.11          | 48.89          | 51.54          | 74.00          | 22.46       | Pass   | Vertical |

|         |                   |          |      |
|---------|-------------------|----------|------|
| Mode:   | GFSK Transmitting | Channel: | 2480 |
| Remark: | AV                |          |      |

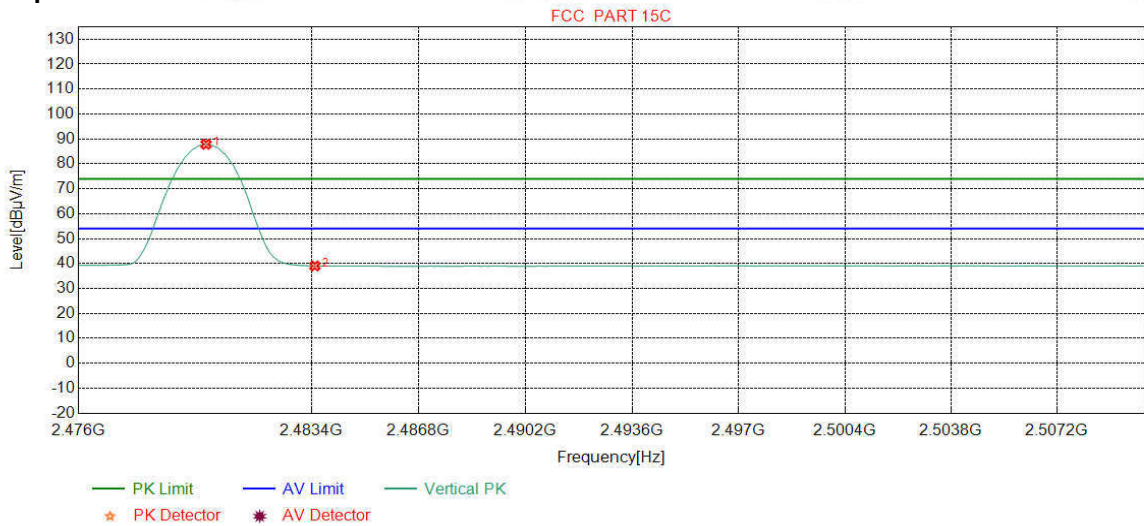
**Test Graph**



| NO | Freq. [MHz] | Ant Factor [dB] | Cable loss [dB] | Pream gain [dB] | Reading [dBµV] | Level [dBµV/m] | Limit [dBµV/m] | Margin [dB] | Result | Polarity   |
|----|-------------|-----------------|-----------------|-----------------|----------------|----------------|----------------|-------------|--------|------------|
| 1  | 2480.0851   | 32.37           | 13.39           | -43.10          | 84.65          | 87.31          | 54.00          | -33.31      | Pass   | Horizontal |
| 2  | 2483.5000   | 32.38           | 13.38           | -43.11          | 36.40          | 39.05          | 54.00          | 14.95       | Pass   | Horizontal |

|         |                   |          |      |
|---------|-------------------|----------|------|
| Mode:   | GFSK Transmitting | Channel: | 2480 |
| Remark: | AV                |          |      |

**Test Graph**

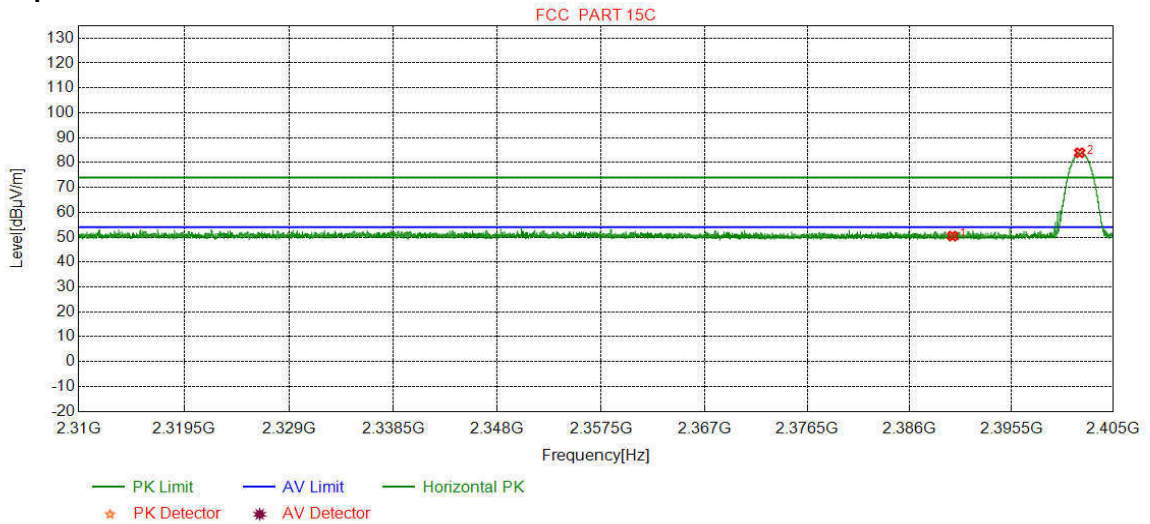


| NO | Freq. [MHz] | Ant Factor [dB] | Cable loss [dB] | Pream gain [dB] | Reading [dBµV] | Level [dBµV/m] | Limit [dBµV/m] | Margin [dB] | Result | Polarity |
|----|-------------|-----------------|-----------------|-----------------|----------------|----------------|----------------|-------------|--------|----------|
| 1  | 2480.0426   | 32.37           | 13.39           | -43.10          | 85.17          | 87.83          | 54.00          | -33.83      | Pass   | Vertical |
| 2  | 2483.5000   | 32.38           | 13.38           | -43.11          | 36.38          | 39.03          | 54.00          | 14.97       | Pass   | Vertical |



|         |                            |          |      |
|---------|----------------------------|----------|------|
| Mode:   | $\pi/4$ DQPSK Transmitting | Channel: | 2402 |
| Remark: | PK                         |          |      |

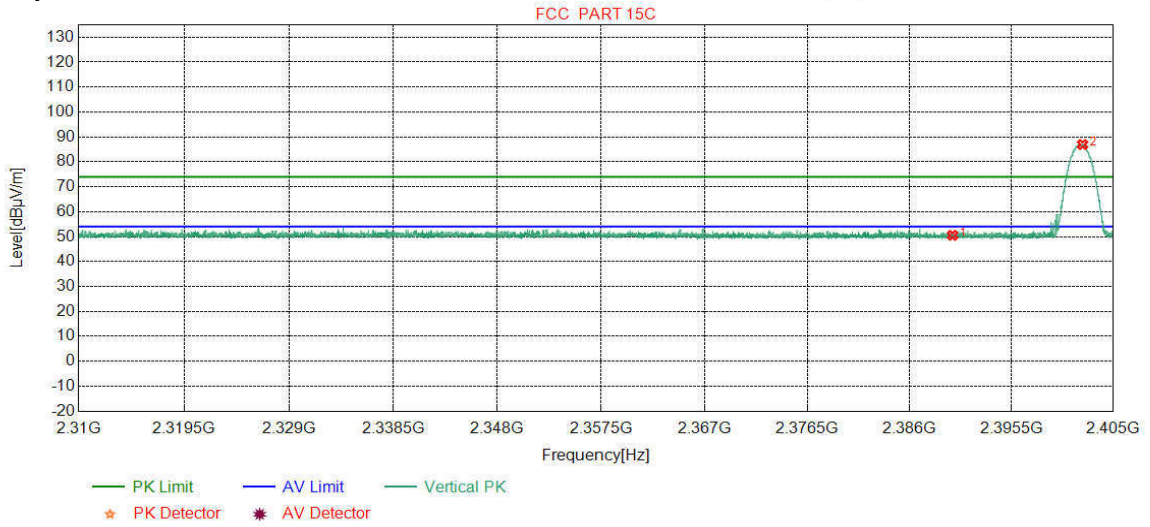
**Test Graph**



| NO | Freq. [MHz] | Ant Factor [dB] | Cable loss [dB] | Pream gain [dB] | Reading [dBµV] | Level [dBµV/m] | Limit [dBµV/m] | Margin [dB] | Result | Polarity   |
|----|-------------|-----------------|-----------------|-----------------|----------------|----------------|----------------|-------------|--------|------------|
| 1  | 2390.0000   | 32.25           | 13.37           | -43.12          | 47.94          | 50.44          | 74.00          | 23.56       | Pass   | Horizontal |
| 2  | 2401.8585   | 32.26           | 13.31           | -43.12          | 81.48          | 83.93          | 74.00          | -9.93       | Pass   | Horizontal |

|         |                            |          |      |
|---------|----------------------------|----------|------|
| Mode:   | $\pi/4$ DQPSK Transmitting | Channel: | 2402 |
| Remark: | PK                         |          |      |

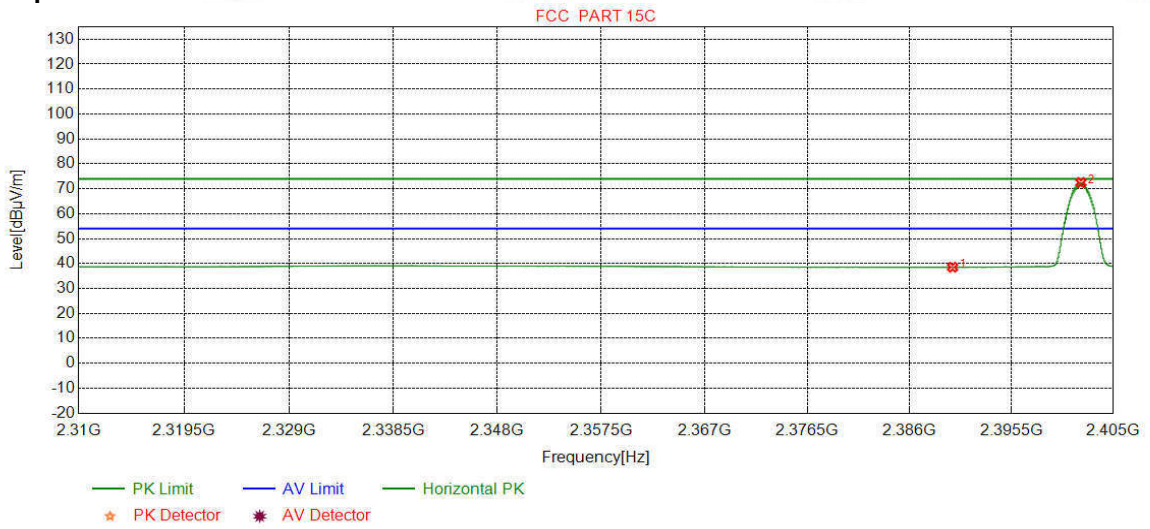
**Test Graph**



| NO | Freq. [MHz] | Ant Factor [dB] | Cable loss [dB] | Pream gain [dB] | Reading [dBµV] | Level [dBµV/m] | Limit [dBµV/m] | Margin [dB] | Result | Polarity |
|----|-------------|-----------------|-----------------|-----------------|----------------|----------------|----------------|-------------|--------|----------|
| 1  | 2390.0000   | 32.25           | 13.37           | -43.12          | 48.01          | 50.51          | 74.00          | 23.49       | Pass   | Vertical |
| 2  | 2402.1371   | 32.26           | 13.31           | -43.12          | 84.49          | 86.94          | 74.00          | -12.94      | Pass   | Vertical |

|         |                            |          |      |
|---------|----------------------------|----------|------|
| Mode:   | $\pi/4$ DQPSK Transmitting | Channel: | 2402 |
| Remark: | AV                         |          |      |

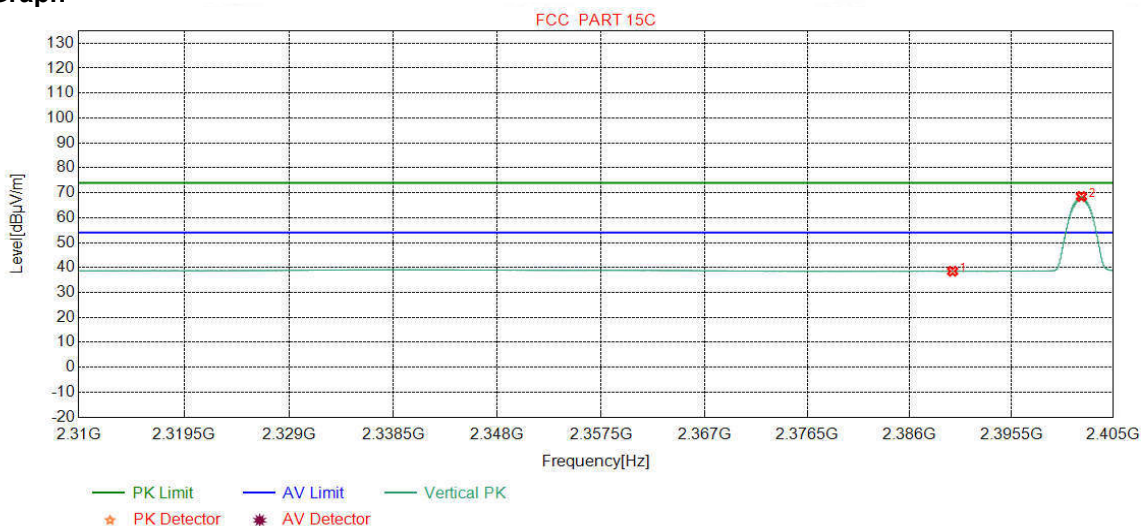
**Test Graph**



| NO | Freq. [MHz] | Ant Factor [dB] | Cable loss [dB] | Pream gain [dB] | Reading [dBµV] | Level [dBµV/m] | Limit [dBµV/m] | Margin [dB] | Result | Polarity   |
|----|-------------|-----------------|-----------------|-----------------|----------------|----------------|----------------|-------------|--------|------------|
| 1  | 2390.0000   | 32.25           | 13.37           | -43.12          | 36.03          | 38.53          | 54.00          | 15.47       | Pass   | Horizontal |
| 2  | 2401.9851   | 32.26           | 13.31           | -43.12          | 70.04          | 72.49          | 54.00          | -18.49      | Pass   | Horizontal |

|         |                            |          |      |
|---------|----------------------------|----------|------|
| Mode:   | $\pi/4$ DQPSK Transmitting | Channel: | 2402 |
| Remark: | AV                         |          |      |

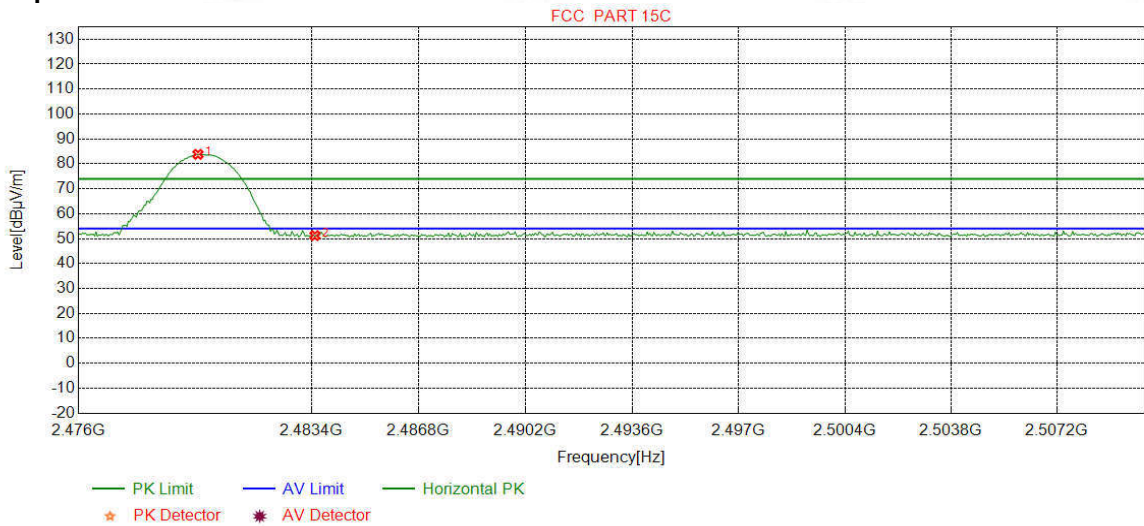
**Test Graph**



| NO | Freq. [MHz] | Ant Factor [dB] | Cable loss [dB] | Pream gain [dB] | Reading [dBµV] | Level [dBµV/m] | Limit [dBµV/m] | Margin [dB] | Result | Polarity |
|----|-------------|-----------------|-----------------|-----------------|----------------|----------------|----------------|-------------|--------|----------|
| 1  | 2390.0000   | 32.25           | 13.37           | -43.12          | 36.02          | 38.52          | 54.00          | 15.48       | Pass   | Vertical |
| 2  | 2402.0295   | 32.26           | 13.31           | -43.12          | 66.06          | 68.51          | 54.00          | -14.51      | Pass   | Vertical |

|         |                            |          |      |
|---------|----------------------------|----------|------|
| Mode:   | $\pi/4$ DQPSK Transmitting | Channel: | 2480 |
| Remark: | PK                         |          |      |

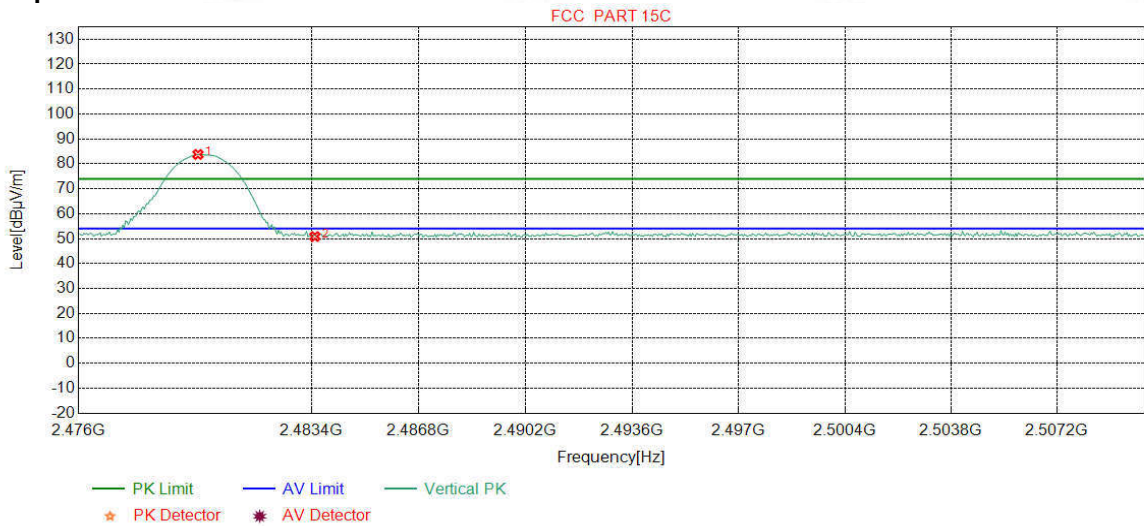
**Test Graph**



| NO | Freq. [MHz] | Ant Factor [dB] | Cable loss [dB] | Pream gain [dB] | Reading [dBµV] | Level [dBµV/m] | Limit [dBµV/m] | Margin [dB] | Result | Polarity   |
|----|-------------|-----------------|-----------------|-----------------|----------------|----------------|----------------|-------------|--------|------------|
| 1  | 2479.7872   | 32.37           | 13.39           | -43.10          | 81.15          | 83.81          | 74.00          | -9.81       | Pass   | Horizontal |
| 2  | 2483.5000   | 32.38           | 13.38           | -43.11          | 48.58          | 51.23          | 74.00          | 22.77       | Pass   | Horizontal |

|         |                            |          |      |
|---------|----------------------------|----------|------|
| Mode:   | $\pi/4$ DQPSK Transmitting | Channel: | 2480 |
| Remark: | PK                         |          |      |

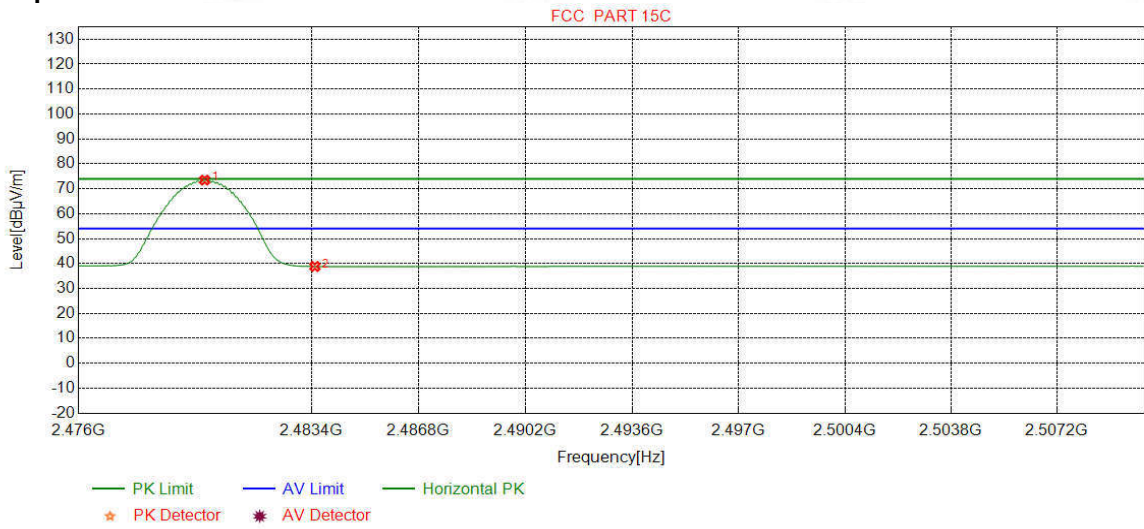
**Test Graph**



| NO | Freq. [MHz] | Ant Factor [dB] | Cable loss [dB] | Pream gain [dB] | Reading [dBμV] | Level [dBμV/m] | Limit [dBμV/m] | Margin [dB] | Result | Polarity |
|----|-------------|-----------------|-----------------|-----------------|----------------|----------------|----------------|-------------|--------|----------|
| 1  | 2479.7872   | 32.37           | 13.39           | -43.10          | 81.11          | 83.77          | 74.00          | -9.77       | Pass   | Vertical |
| 2  | 2483.5000   | 32.38           | 13.38           | -43.11          | 48.19          | 50.84          | 74.00          | 23.16       | Pass   | Vertical |

|         |                            |          |      |
|---------|----------------------------|----------|------|
| Mode:   | $\pi/4$ DQPSK Transmitting | Channel: | 2480 |
| Remark: | AV                         |          |      |

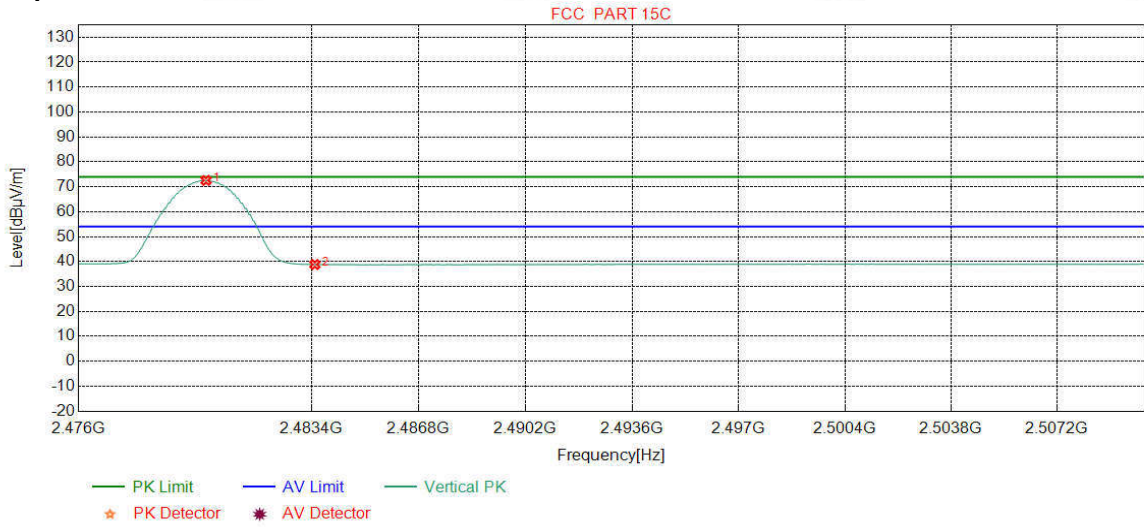
**Test Graph**



| NO | Freq. [MHz] | Ant Factor [dB] | Cable loss [dB] | Pream gain [dB] | Reading [dBµV] | Level [dBµV/m] | Limit [dBµV/m] | Margin [dB] | Result | Polarity   |
|----|-------------|-----------------|-----------------|-----------------|----------------|----------------|----------------|-------------|--------|------------|
| 1  | 2480.0000   | 32.37           | 13.39           | -43.10          | 70.82          | 73.48          | 54.00          | -19.48      | Pass   | Horizontal |
| 2  | 2483.5000   | 32.38           | 13.38           | -43.11          | 36.17          | 38.82          | 54.00          | 15.18       | Pass   | Horizontal |

|         |                            |          |      |
|---------|----------------------------|----------|------|
| Mode:   | $\pi/4$ DQPSK Transmitting | Channel: | 2480 |
| Remark: | AV                         |          |      |

**Test Graph**

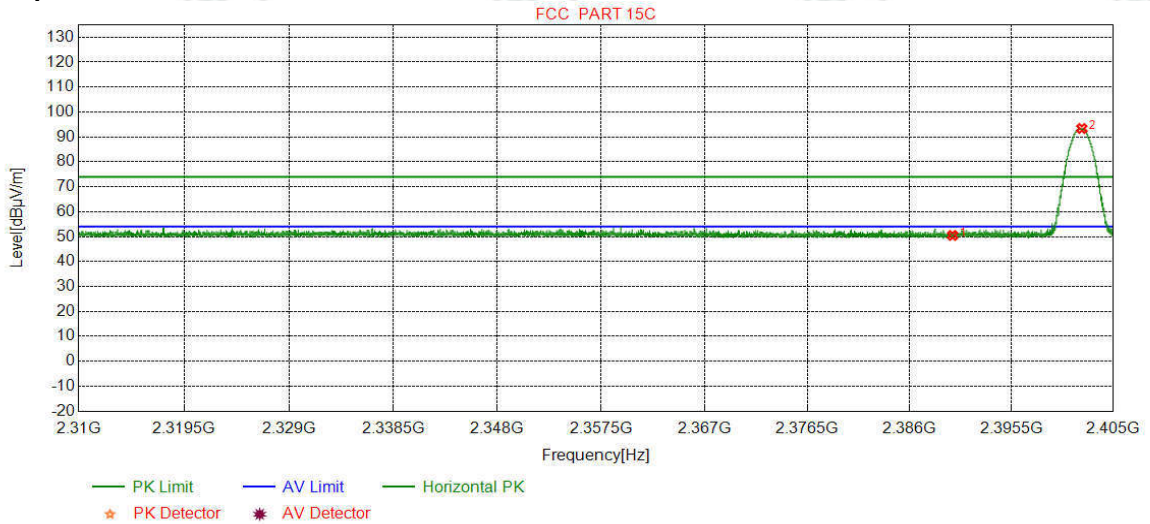


| NO | Freq. [MHz] | Ant Factor [dB] | Cable loss [dB] | Pream gain [dB] | Reading [dBµV] | Level [dBµV/m] | Limit [dBµV/m] | Margin [dB] | Result | Polarity |
|----|-------------|-----------------|-----------------|-----------------|----------------|----------------|----------------|-------------|--------|----------|
| 1  | 2480.0426   | 32.37           | 13.39           | -43.10          | 69.90          | 72.56          | 54.00          | -18.56      | Pass   | Vertical |
| 2  | 2483.5000   | 32.38           | 13.38           | -43.11          | 36.16          | 38.81          | 54.00          | 15.19       | Pass   | Vertical |



|         |                    |          |      |
|---------|--------------------|----------|------|
| Mode:   | 8DPSK Transmitting | Channel: | 2402 |
| Remark: | PK                 |          |      |

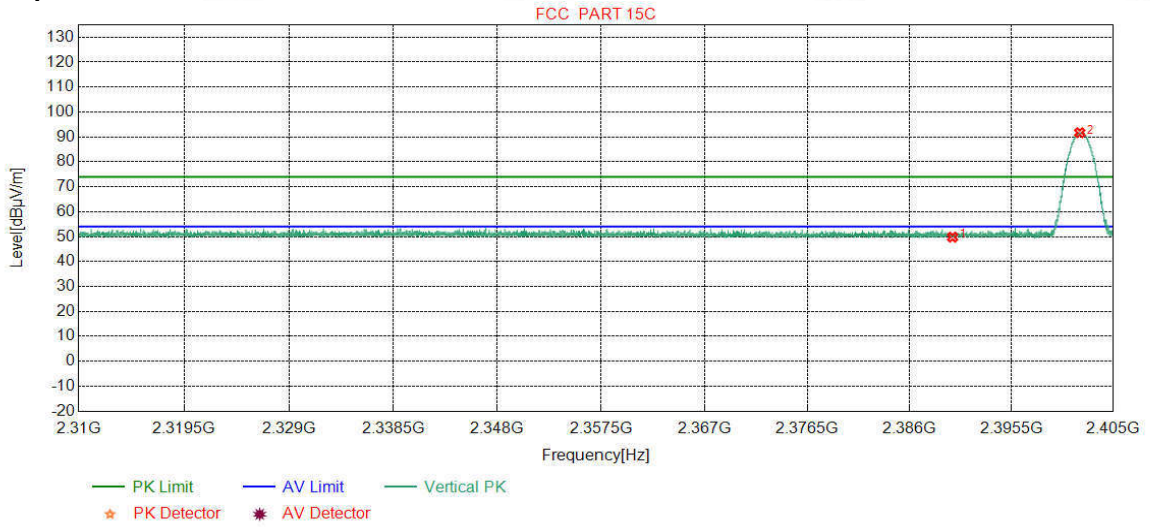
**Test Graph**



| NO | Freq. [MHz] | Ant Factor [dB] | Cable loss [dB] | Pream gain [dB] | Reading [dBµV] | Level [dBµV/m] | Limit [dBµV/m] | Margin [dB] | Result | Polarity   |
|----|-------------|-----------------|-----------------|-----------------|----------------|----------------|----------------|-------------|--------|------------|
| 1  | 2390.0000   | 32.25           | 13.37           | -43.12          | 47.98          | 50.48          | 74.00          | 23.52       | Pass   | Horizontal |
| 2  | 2402.0675   | 32.26           | 13.31           | -43.12          | 90.93          | 93.38          | 74.00          | -19.38      | Pass   | Horizontal |

|         |                    |          |      |
|---------|--------------------|----------|------|
| Mode:   | 8DPSK Transmitting | Channel: | 2402 |
| Remark: | PK                 |          |      |

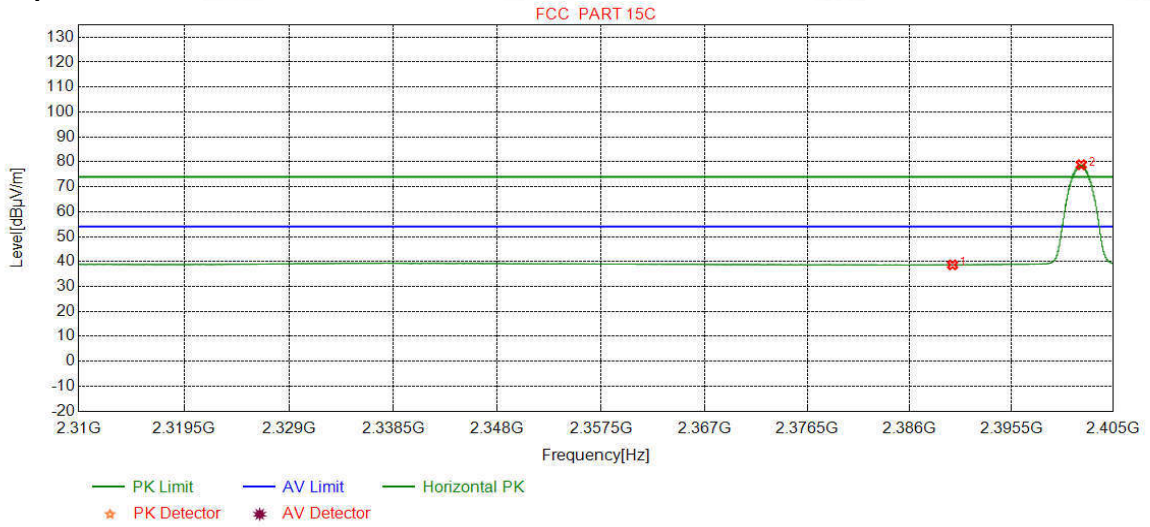
**Test Graph**



| NO | Freq. [MHz] | Ant Factor [dB] | Cable loss [dB] | Pream gain [dB] | Reading [dBµV] | Level [dBµV/m] | Limit [dBµV/m] | Margin [dB] | Result | Polarity |
|----|-------------|-----------------|-----------------|-----------------|----------------|----------------|----------------|-------------|--------|----------|
| 1  | 2390.0000   | 32.25           | 13.37           | -43.12          | 47.28          | 49.78          | 74.00          | 24.22       | Pass   | Vertical |
| 2  | 2401.8711   | 32.26           | 13.31           | -43.12          | 89.25          | 91.70          | 74.00          | -17.70      | Pass   | Vertical |

|         |                    |          |      |
|---------|--------------------|----------|------|
| Mode:   | 8DPSK Transmitting | Channel: | 2402 |
| Remark: | AV                 |          |      |

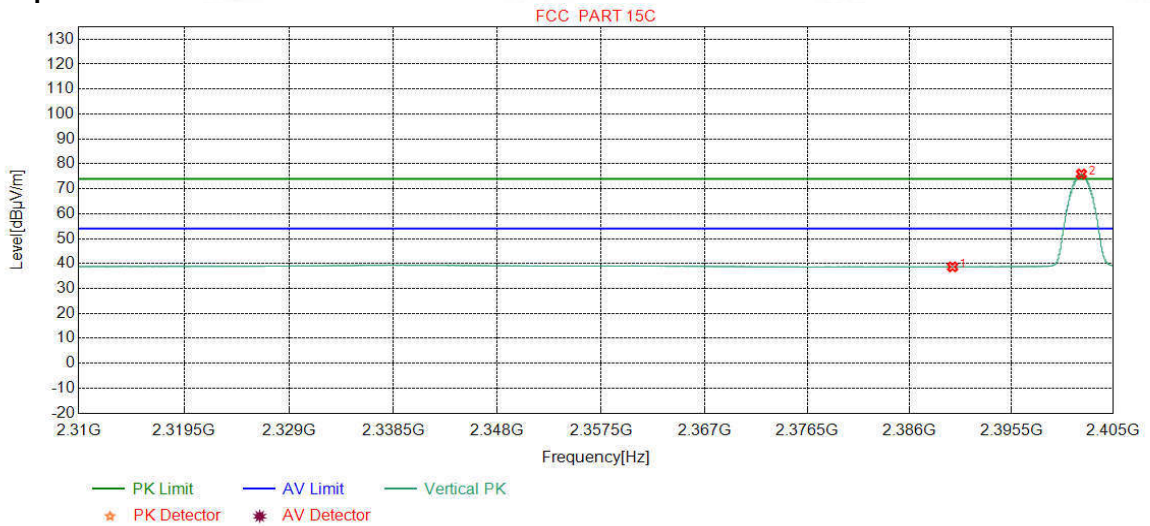
**Test Graph**



| NO | Freq. [MHz] | Ant Factor [dB] | Cable loss [dB] | Pream gain [dB] | Reading [dBµV] | Level [dBµV/m] | Limit [dBµV/m] | Margin [dB] | Result | Polarity   |
|----|-------------|-----------------|-----------------|-----------------|----------------|----------------|----------------|-------------|--------|------------|
| 1  | 2390.0000   | 32.25           | 13.37           | -43.12          | 36.16          | 38.66          | 54.00          | 15.34       | Pass   | Horizontal |
| 2  | 2402.0168   | 32.26           | 13.31           | -43.12          | 76.39          | 78.84          | 54.00          | -24.84      | Pass   | Horizontal |

|         |                    |          |      |
|---------|--------------------|----------|------|
| Mode:   | 8DPSK Transmitting | Channel: | 2402 |
| Remark: | AV                 |          |      |

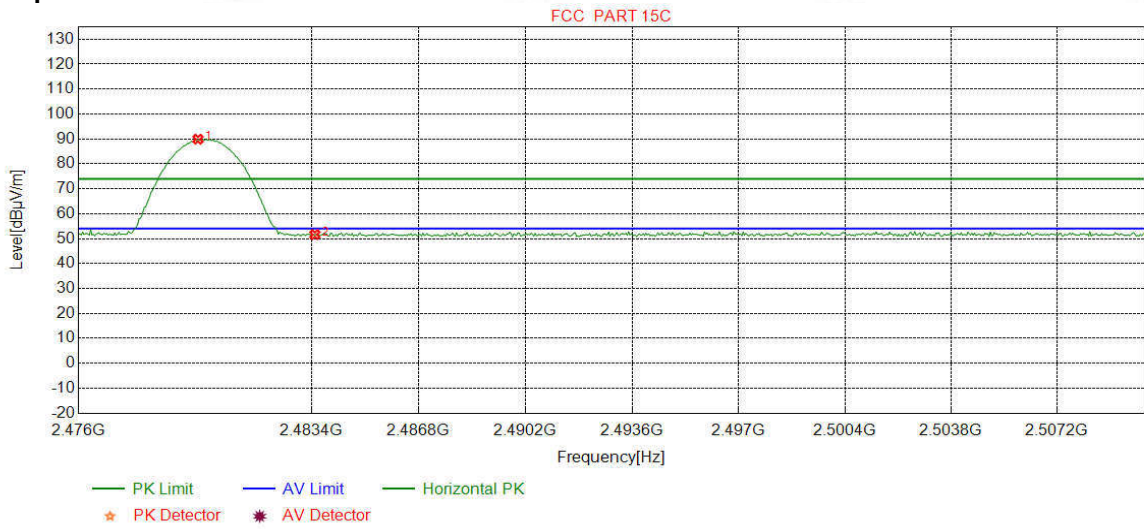
**Test Graph**



| NO | Freq. [MHz] | Ant Factor [dB] | Cable loss [dB] | Pream gain [dB] | Reading [dBµV] | Level [dBµV/m] | Limit [dBµV/m] | Margin [dB] | Result | Polarity |
|----|-------------|-----------------|-----------------|-----------------|----------------|----------------|----------------|-------------|--------|----------|
| 1  | 2390.0000   | 32.25           | 13.37           | -43.12          | 36.18          | 38.68          | 54.00          | 15.32       | Pass   | Vertical |
| 2  | 2402.0295   | 32.26           | 13.31           | -43.12          | 73.47          | 75.92          | 54.00          | -21.92      | Pass   | Vertical |

|         |                    |          |      |
|---------|--------------------|----------|------|
| Mode:   | 8DPSK Transmitting | Channel: | 2480 |
| Remark: | PK                 |          |      |

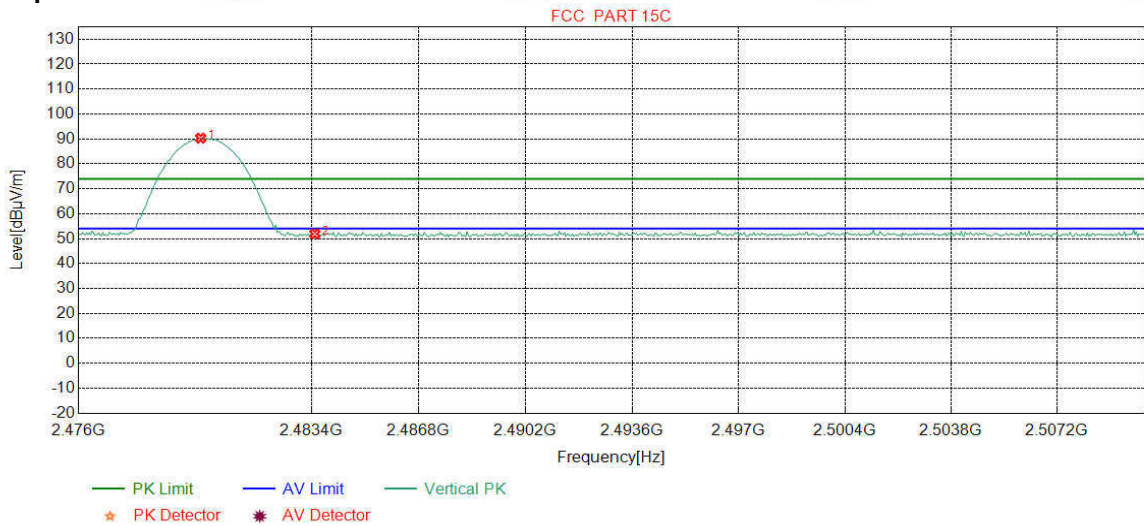
**Test Graph**



| NO | Freq. [MHz] | Ant Factor [dB] | Cable loss [dB] | Pream gain [dB] | Reading [dBµV] | Level [dBµV/m] | Limit [dBµV/m] | Margin [dB] | Result | Polarity   |
|----|-------------|-----------------|-----------------|-----------------|----------------|----------------|----------------|-------------|--------|------------|
| 1  | 2479.7872   | 32.37           | 13.39           | -43.10          | 87.23          | 89.89          | 74.00          | -15.89      | Pass   | Horizontal |
| 2  | 2483.5000   | 32.38           | 13.38           | -43.11          | 48.96          | 51.61          | 74.00          | 22.39       | Pass   | Horizontal |

|         |                    |          |      |
|---------|--------------------|----------|------|
| Mode:   | 8DPSK Transmitting | Channel: | 2480 |
| Remark: | PK                 |          |      |

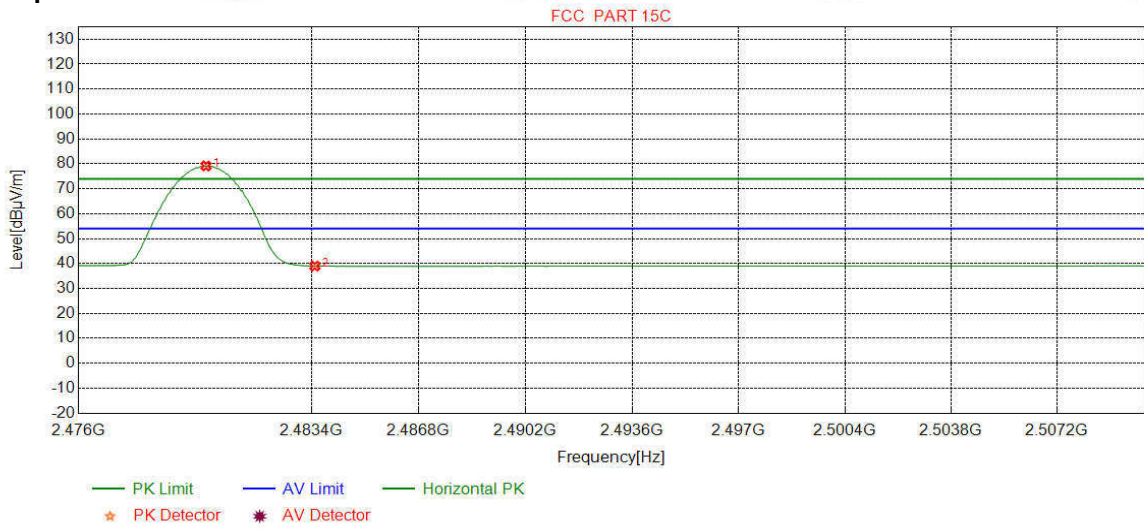
**Test Graph**



| NO | Freq. [MHz] | Ant Factor [dB] | Cable loss [dB] | Pream gain [dB] | Reading [dBµV] | Level [dBµV/m] | Limit [dBµV/m] | Margin [dB] | Result | Polarity |
|----|-------------|-----------------|-----------------|-----------------|----------------|----------------|----------------|-------------|--------|----------|
| 1  | 2479.8723   | 32.37           | 13.39           | -43.10          | 87.65          | 90.31          | 74.00          | -16.31      | Pass   | Vertical |
| 2  | 2483.5000   | 32.38           | 13.38           | -43.11          | 49.21          | 51.86          | 74.00          | 22.14       | Pass   | Vertical |

|         |                    |          |      |
|---------|--------------------|----------|------|
| Mode:   | 8DPSK Transmitting | Channel: | 2480 |
| Remark: | AV                 |          |      |

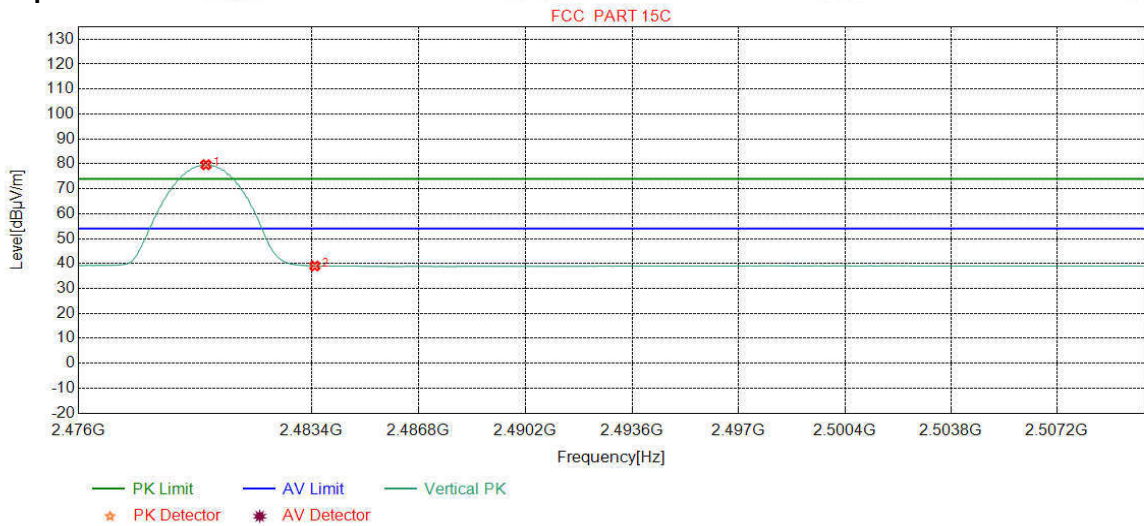
**Test Graph**



| NO | Freq. [MHz] | Ant Factor [dB] | Cable loss [dB] | Pream gain [dB] | Reading [dBµV] | Level [dBµV/m] | Limit [dBµV/m] | Margin [dB] | Result | Polarity   |
|----|-------------|-----------------|-----------------|-----------------|----------------|----------------|----------------|-------------|--------|------------|
| 1  | 2480.0426   | 32.37           | 13.39           | -43.10          | 76.50          | 79.16          | 54.00          | -25.16      | Pass   | Horizontal |
| 2  | 2483.5000   | 32.38           | 13.38           | -43.11          | 36.33          | 38.98          | 54.00          | 15.02       | Pass   | Horizontal |

|         |                    |          |      |
|---------|--------------------|----------|------|
| Mode:   | 8DPSK Transmitting | Channel: | 2480 |
| Remark: | AV                 |          |      |

**Test Graph**



| NO | Freq. [MHz] | Ant Factor [dB] | Cable loss [dB] | Pream gain [dB] | Reading [dBµV] | Level [dBµV/m] | Limit [dBµV/m] | Margin [dB] | Result | Polarity |
|----|-------------|-----------------|-----------------|-----------------|----------------|----------------|----------------|-------------|--------|----------|
| 1  | 2480.0426   | 32.37           | 13.39           | -43.10          | 76.99          | 79.65          | 54.00          | -25.65      | Pass   | Vertical |
| 2  | 2483.5000   | 32.38           | 13.38           | -43.11          | 36.36          | 39.01          | 54.00          | 14.99       | Pass   | Vertical |

**Note:**

1) Through Pre-scan Non-hopping transmitting mode and charge+transmitter mode with all kind of modulation and all kind of data type, find the DH5 of data type is the worse case of GFSK, 8DPSK modulation type in charge + transmitter mode.

2) The field strength is calculated by adding the Antenna Factor, Cable Factor & Preamplifier. The basic equation with a sample calculation is as follows:

$$\text{Final Test Level} = \text{Receiver Reading} - \text{Correct Factor}$$

$$\text{Correct Factor} = \text{Preamplifier Factor} - \text{Antenna Factor} - \text{Cable Factor}$$



## Appendix L) Radiated Spurious Emissions

| Receiver Setup: | Frequency         | Detector   | RBW     | VBW    | Remark     |
|-----------------|-------------------|------------|---------|--------|------------|
|                 | 0.009MHz-0.090MHz | Peak       | 10kHz   | 30kHz  | Peak       |
|                 | 0.009MHz-0.090MHz | Average    | 10kHz   | 30kHz  | Average    |
|                 | 0.090MHz-0.110MHz | Quasi-peak | 10kHz   | 30kHz  | Quasi-peak |
|                 | 0.110MHz-0.490MHz | Peak       | 10kHz   | 30kHz  | Peak       |
|                 | 0.110MHz-0.490MHz | Average    | 10kHz   | 30kHz  | Average    |
|                 | 0.490MHz -30MHz   | Quasi-peak | 10kHz   | 30kHz  | Quasi-peak |
|                 | 30MHz-1GHz        | Quasi-peak | 120 kHz | 300kHz | Quasi-peak |
|                 | Above 1GHz        | Peak       | 1MHz    | 3MHz   | Peak       |
|                 |                   | Peak       | 1MHz    | 10Hz   | Average    |

**Test Procedure:**

**Below 1GHz test procedure as below:**

- The EUT was placed on the top of a rotating table 0.8 meters above the ground at a 3 meter semi-anechoic chamber. The table was rotated 360 degrees to determine the position of the highest radiation.
- The EUT was set 3 meters away from the interference-receiving antenna, which was mounted on the top of a variable-height antenna tower.
- The antenna height is varied from one meter to four meters above the ground to determine the maximum value of the field strength. Both horizontal and vertical polarizations of the antenna are set to make the measurement.
- For each suspected emission, the EUT was arranged to its worst case and then the antenna was tuned to heights from 1 meter to 4 meters (for the test frequency of below 30MHz, the antenna was tuned to heights 1 meter) and the rotatable table was turned from 0 degrees to 360 degrees to find the maximum reading.
- The test-receiver system was set to Peak Detect Function and Specified Bandwidth with Maximum Hold Mode.
- If the emission level of the EUT in peak mode was 10dB lower than the limit specified, then testing could be stopped and the peak values of the EUT would be reported. Otherwise the emissions that did not have 10dB margin would be re-tested one by one using peak, quasi-peak or average method as specified and then reported in a data sheet.

**Above 1GHz test procedure as below:**

- Different between above is the test site, change from Semi- Anechoic Chamber to fully Anechoic Chamber and change form table 0.8 metre to 1.5 metre( Above 18GHz the distance is 1 meter and table is 1.5 metre).
- Test the EUT in the lowest channel ,the middle channel ,the Highest channel
- The radiation measurements are performed in X, Y, Z axis positioning for Transmitting mode, and found the X axis positioning which it is worse case.
- Repeat above procedures until all frequencies measured was complete.

| Limit: | Frequency         | Field strength (microvolt/meter) | Limit (dBuV/m) | Remark     | Measurement distance (m) |
|--------|-------------------|----------------------------------|----------------|------------|--------------------------|
|        | 0.009MHz-0.490MHz | 2400/F(kHz)                      | -              | -          | 300                      |
|        | 0.490MHz-1.705MHz | 24000/F(kHz)                     | -              | -          | 30                       |
|        | 1.705MHz-30MHz    | 30                               | -              | -          | 30                       |
|        | 30MHz-88MHz       | 100                              | 40.0           | Quasi-peak | 3                        |
|        | 88MHz-216MHz      | 150                              | 43.5           | Quasi-peak | 3                        |
|        | 216MHz-960MHz     | 200                              | 46.0           | Quasi-peak | 3                        |
|        | 960MHz-1GHz       | 500                              | 54.0           | Quasi-peak | 3                        |
|        | Above 1GHz        | 500                              | 54.0           | Average    | 3                        |

Note: 15.35(b), Unless otherwise specified, the limit on peak radio frequency emissions is 20dB above the maximum permitted average emission limit applicable to the equipment under test. This peak limit applies to the total peak emission level radiated by the device.

## Radiated Spurious Emissions test Data:

### Radiated Emission below 1GHz

During the test, the Radiates Emission from 30MHz to 1GHz was performed in all modes with all channels, GFSK Channel 2441MHz was selected as the worst condition. The test data of the worst-case condition was recorded in this report.

| Mode: |             |                 | GFSK Transmitting |                 |                |                |                | Channel:    |        | 2441     |        |
|-------|-------------|-----------------|-------------------|-----------------|----------------|----------------|----------------|-------------|--------|----------|--------|
| NO    | Freq. [MHz] | Ant Factor [dB] | Cable loss [dB]   | Pream gain [dB] | Reading [dBμV] | Level [dBμV/m] | Limit [dBμV/m] | Margin [dB] | Result | Polarity | Remark |
| 1     | 113.7194    | 10.27           | 1.26              | -32.07          | 44.98          | 24.44          | 43.50          | 19.06       | Pass   | H        | PK     |
| 2     | 208.8859    | 11.13           | 1.71              | -31.94          | 39.53          | 20.43          | 43.50          | 23.07       | Pass   | H        | PK     |
| 3     | 304.0524    | 13.29           | 2.07              | -31.60          | 37.27          | 21.03          | 46.00          | 24.97       | Pass   | H        | PK     |
| 4     | 519.9960    | 17.40           | 2.73              | -31.93          | 37.82          | 26.02          | 46.00          | 19.98       | Pass   | H        | PK     |
| 5     | 600.0290    | 19.00           | 2.96              | -31.50          | 44.92          | 35.38          | 46.00          | 10.62       | Pass   | H        | PK     |
| 6     | 844.9785    | 21.44           | 3.50              | -31.82          | 38.49          | 31.61          | 46.00          | 14.39       | Pass   | H        | PK     |
| 7     | 120.0250    | 9.20            | 1.30              | -32.07          | 42.93          | 21.36          | 43.50          | 22.14       | Pass   | V        | PK     |
| 8     | 195.0135    | 10.43           | 1.64              | -31.94          | 47.24          | 27.37          | 43.50          | 16.13       | Pass   | V        | PK     |
| 9     | 304.0524    | 13.29           | 2.07              | -31.60          | 38.80          | 22.56          | 46.00          | 23.44       | Pass   | V        | PK     |
| 10    | 433.2693    | 15.93           | 2.46              | -31.84          | 38.71          | 25.26          | 46.00          | 20.74       | Pass   | V        | PK     |
| 11    | 600.0290    | 19.00           | 2.96              | -31.50          | 44.13          | 34.59          | 46.00          | 11.41       | Pass   | V        | PK     |
| 12    | 909.9750    | 22.16           | 3.60              | -31.48          | 36.54          | 30.82          | 46.00          | 15.18       | Pass   | V        | PK     |

**Radiated Emission Above1GHz**

| Mode: |             |                 | GFSK Transmitting |                 |                |                |                | Channel:    |        | 2402     |        |  |
|-------|-------------|-----------------|-------------------|-----------------|----------------|----------------|----------------|-------------|--------|----------|--------|--|
| NO    | Freq. [MHz] | Ant Factor [dB] | Cable loss [dB]   | Pream gain [dB] | Reading [dBμV] | Level [dBμV/m] | Limit [dBμV/m] | Margin [dB] | Result | Polarity | Remark |  |
| 1     | 1358.8359   | 28.26           | 2.83              | -42.72          | 55.38          | 43.75          | 74.00          | 30.25       | Pass   | H        | PK     |  |
| 2     | 3067.0045   | 33.23           | 4.79              | -43.10          | 50.15          | 45.07          | 74.00          | 28.93       | Pass   | H        | PK     |  |
| 3     | 4804.0000   | 34.50           | 4.55              | -42.80          | 49.00          | 45.25          | 74.00          | 28.75       | Pass   | H        | PK     |  |
| 4     | 7206.0000   | 36.31           | 5.81              | -42.16          | 46.37          | 46.33          | 74.00          | 27.67       | Pass   | H        | PK     |  |
| 5     | 9608.0000   | 37.64           | 6.63              | -42.10          | 47.67          | 49.84          | 74.00          | 24.16       | Pass   | H        | PK     |  |
| 6     | 12010.0000  | 39.31           | 7.60              | -41.90          | 46.99          | 52.00          | 74.00          | 22.00       | Pass   | H        | PK     |  |
| 7     | 1795.2795   | 30.35           | 3.31              | -42.71          | 56.32          | 47.27          | 74.00          | 26.73       | Pass   | V        | PK     |  |
| 8     | 1993.0993   | 31.65           | 3.46              | -43.18          | 58.48          | 50.41          | 74.00          | 23.59       | Pass   | V        | PK     |  |
| 9     | 4804.0000   | 34.50           | 4.55              | -42.80          | 48.34          | 44.59          | 74.00          | 29.41       | Pass   | V        | PK     |  |
| 10    | 7206.0000   | 36.31           | 5.81              | -42.16          | 46.27          | 46.23          | 74.00          | 27.77       | Pass   | V        | PK     |  |
| 11    | 9608.0000   | 37.64           | 6.63              | -42.10          | 49.26          | 51.43          | 74.00          | 22.57       | Pass   | V        | PK     |  |
| 12    | 12010.0000  | 39.31           | 7.60              | -41.90          | 46.63          | 51.64          | 74.00          | 22.36       | Pass   | V        | PK     |  |

| Mode: |             |                 | GFSK Transmitting |                 |                |                |                | Channel:    |        | 2441     |        |  |
|-------|-------------|-----------------|-------------------|-----------------|----------------|----------------|----------------|-------------|--------|----------|--------|--|
| NO    | Freq. [MHz] | Ant Factor [dB] | Cable loss [dB]   | Pream gain [dB] | Reading [dBμV] | Level [dBμV/m] | Limit [dBμV/m] | Margin [dB] | Result | Polarity | Remark |  |
| 1     | 1360.4360   | 28.26           | 2.84              | -42.72          | 55.75          | 44.13          | 74.00          | 29.87       | Pass   | H        | PK     |  |
| 2     | 3025.0017   | 33.21           | 4.88              | -43.10          | 50.53          | 45.52          | 74.00          | 28.48       | Pass   | H        | PK     |  |
| 3     | 4882.0000   | 34.50           | 4.81              | -42.80          | 47.01          | 43.52          | 74.00          | 30.48       | Pass   | H        | PK     |  |
| 4     | 7323.0000   | 36.42           | 5.85              | -42.13          | 46.37          | 46.51          | 74.00          | 27.49       | Pass   | H        | PK     |  |
| 5     | 9764.0000   | 37.71           | 6.71              | -42.10          | 46.98          | 49.30          | 74.00          | 24.70       | Pass   | H        | PK     |  |
| 6     | 12205.0000  | 39.42           | 7.67              | -41.89          | 45.99          | 51.19          | 74.00          | 22.81       | Pass   | H        | PK     |  |
| 7     | 1992.0992   | 31.65           | 3.46              | -43.18          | 59.55          | 51.48          | 74.00          | 22.52       | Pass   | V        | PK     |  |
| 8     | 3176.0117   | 33.27           | 4.61              | -43.10          | 50.12          | 44.90          | 74.00          | 29.10       | Pass   | V        | PK     |  |
| 9     | 4882.0000   | 34.50           | 4.81              | -42.80          | 48.01          | 44.52          | 74.00          | 29.48       | Pass   | V        | PK     |  |
| 10    | 7323.0000   | 36.42           | 5.85              | -42.13          | 47.49          | 47.63          | 74.00          | 26.37       | Pass   | V        | PK     |  |
| 11    | 9764.0000   | 37.71           | 6.71              | -42.10          | 48.42          | 50.74          | 74.00          | 23.26       | Pass   | V        | PK     |  |
| 12    | 12205.0000  | 39.42           | 7.67              | -41.89          | 45.84          | 51.04          | 74.00          | 22.96       | Pass   | V        | PK     |  |

| Mode: |             |                 | GFSK Transmitting |                 |                      |                      |                      | Channel:    |        | 2480     |        |  |
|-------|-------------|-----------------|-------------------|-----------------|----------------------|----------------------|----------------------|-------------|--------|----------|--------|--|
| NO    | Freq. [MHz] | Ant Factor [dB] | Cable loss [dB]   | Pream gain [dB] | Reading [dB $\mu$ V] | Level [dB $\mu$ V/m] | Limit [dB $\mu$ V/m] | Margin [dB] | Result | Polarity | Remark |  |
| 1     | 1361.2361   | 28.26           | 2.84              | -42.72          | 55.12                | 43.50                | 74.00                | 30.50       | Pass   | H        | PK     |  |
| 2     | 3816.0544   | 33.65           | 4.37              | -43.04          | 49.72                | 44.70                | 74.00                | 29.30       | Pass   | H        | PK     |  |
| 3     | 4960.0000   | 34.50           | 4.82              | -42.80          | 47.78                | 44.30                | 74.00                | 29.70       | Pass   | H        | PK     |  |
| 4     | 7440.0000   | 36.54           | 5.85              | -42.11          | 47.21                | 47.49                | 74.00                | 26.51       | Pass   | H        | PK     |  |
| 5     | 9920.0000   | 37.77           | 6.79              | -42.10          | 46.25                | 48.71                | 74.00                | 25.29       | Pass   | H        | PK     |  |
| 6     | 12400.0000  | 39.54           | 7.86              | -41.90          | 46.31                | 51.81                | 74.00                | 22.19       | Pass   | H        | PK     |  |
| 7     | 1990.6991   | 31.64           | 3.46              | -43.18          | 59.85                | 51.77                | 74.00                | 22.23       | Pass   | V        | PK     |  |
| 8     | 3149.0099   | 33.26           | 4.57              | -43.10          | 50.01                | 44.74                | 74.00                | 29.26       | Pass   | V        | PK     |  |
| 9     | 4960.0000   | 34.50           | 4.82              | -42.80          | 48.61                | 45.13                | 74.00                | 28.87       | Pass   | V        | PK     |  |
| 10    | 7440.0000   | 36.54           | 5.85              | -42.11          | 46.76                | 47.04                | 74.00                | 26.96       | Pass   | V        | PK     |  |
| 11    | 9920.0000   | 37.77           | 6.79              | -42.10          | 47.86                | 50.32                | 74.00                | 23.68       | Pass   | V        | PK     |  |
| 12    | 12400.0000  | 39.54           | 7.86              | -41.90          | 47.55                | 53.05                | 74.00                | 20.95       | Pass   | V        | PK     |  |

| Mode: |             |                 | $\pi$ /4DQPSK Transmitting |                 |                      |                      |                      | Channel:    |        | 2402     |        |  |
|-------|-------------|-----------------|----------------------------|-----------------|----------------------|----------------------|----------------------|-------------|--------|----------|--------|--|
| NO    | Freq. [MHz] | Ant Factor [dB] | Cable loss [dB]            | Pream gain [dB] | Reading [dB $\mu$ V] | Level [dB $\mu$ V/m] | Limit [dB $\mu$ V/m] | Margin [dB] | Result | Polarity | Remark |  |
| 1     | 2024.5025   | 31.73           | 3.51                       | -43.19          | 50.36                | 42.41                | 74.00                | 31.59       | Pass   | H        | PK     |  |
| 2     | 3941.0627   | 33.75           | 4.34                       | -43.01          | 49.58                | 44.66                | 74.00                | 29.34       | Pass   | H        | PK     |  |
| 3     | 5019.1346   | 34.52           | 4.84                       | -42.79          | 50.44                | 47.01                | 74.00                | 26.99       | Pass   | H        | PK     |  |
| 4     | 7040.2694   | 36.14           | 5.70                       | -42.20          | 49.02                | 48.66                | 74.00                | 25.34       | Pass   | H        | PK     |  |
| 5     | 8820.3880   | 37.30           | 6.39                       | -41.99          | 49.12                | 50.82                | 74.00                | 23.18       | Pass   | H        | PK     |  |
| 6     | 10247.483   | 38.15           | 6.82                       | -42.05          | 49.32                | 52.24                | 74.00                | 21.76       | Pass   | H        | PK     |  |
| 7     | 2053.9054   | 31.78           | 3.56                       | -43.19          | 50.81                | 42.96                | 74.00                | 31.04       | Pass   | V        | PK     |  |
| 8     | 2953.9954   | 33.13           | 4.41                       | -43.10          | 51.75                | 46.19                | 74.00                | 27.81       | Pass   | V        | PK     |  |
| 9     | 5043.1362   | 34.54           | 4.87                       | -42.78          | 50.26                | 46.89                | 74.00                | 27.11       | Pass   | V        | PK     |  |
| 10    | 6459.2306   | 35.89           | 5.51                       | -42.51          | 48.97                | 47.86                | 74.00                | 26.14       | Pass   | V        | PK     |  |
| 11    | 7743.3162   | 36.50           | 6.24                       | -42.14          | 48.94                | 49.54                | 74.00                | 24.46       | Pass   | V        | PK     |  |
| 12    | 9248.4166   | 37.65           | 6.59                       | -42.04          | 49.41                | 51.61                | 74.00                | 22.39       | Pass   | V        | PK     |  |

| Mode: |             |                 | π/4DQPSK Transmitting |                 |                |                |                | Channel:    |        | 2441     |        |  |
|-------|-------------|-----------------|-----------------------|-----------------|----------------|----------------|----------------|-------------|--------|----------|--------|--|
| NO    | Freq. [MHz] | Ant Factor [dB] | Cable loss [dB]       | Pream gain [dB] | Reading [dBμV] | Level [dBμV/m] | Limit [dBμV/m] | Margin [dB] | Result | Polarity | Remark |  |
| 1     | 2101.5102   | 31.84           | 3.58                  | -43.18          | 50.94          | 43.18          | 74.00          | 30.82       | Pass   | H        | PK     |  |
| 2     | 3011.0007   | 33.20           | 4.91                  | -43.10          | 50.20          | 45.21          | 74.00          | 28.79       | Pass   | H        | PK     |  |
| 3     | 5027.1351   | 34.53           | 4.85                  | -42.79          | 50.33          | 46.92          | 74.00          | 27.08       | Pass   | H        | PK     |  |
| 4     | 7527.3018   | 36.59           | 5.90                  | -42.11          | 48.41          | 48.79          | 74.00          | 25.21       | Pass   | H        | PK     |  |
| 5     | 9104.4070   | 37.68           | 6.44                  | -42.02          | 49.26          | 51.36          | 74.00          | 22.64       | Pass   | H        | PK     |  |
| 6     | 11329.5553  | 38.80           | 7.33                  | -42.00          | 49.00          | 53.13          | 74.00          | 20.87       | Pass   | H        | PK     |  |
| 7     | 1948.4948   | 31.36           | 3.42                  | -43.07          | 50.56          | 42.27          | 74.00          | 31.73       | Pass   | V        | PK     |  |
| 8     | 2975.5976   | 33.16           | 4.48                  | -43.10          | 50.85          | 45.39          | 74.00          | 28.61       | Pass   | V        | PK     |  |
| 9     | 4335.0890   | 34.27           | 4.48                  | -42.87          | 49.44          | 45.32          | 74.00          | 28.68       | Pass   | V        | PK     |  |
| 10    | 5005.1337   | 34.51           | 4.83                  | -42.81          | 51.04          | 47.57          | 74.00          | 26.43       | Pass   | V        | PK     |  |
| 11    | 6474.2316   | 35.89           | 5.50                  | -42.50          | 49.61          | 48.50          | 74.00          | 25.50       | Pass   | V        | PK     |  |
| 12    | 9234.4156   | 37.65           | 6.55                  | -42.04          | 49.15          | 51.31          | 74.00          | 22.69       | Pass   | V        | PK     |  |

| Mode: |             |                 | π/4DQPSK Transmitting |                 |                |                |                | Channel:    |        | 2480     |        |  |
|-------|-------------|-----------------|-----------------------|-----------------|----------------|----------------|----------------|-------------|--------|----------|--------|--|
| NO    | Freq. [MHz] | Ant Factor [dB] | Cable loss [dB]       | Pream gain [dB] | Reading [dBμV] | Level [dBμV/m] | Limit [dBμV/m] | Margin [dB] | Result | Polarity | Remark |  |
| 1     | 2090.3090   | 31.83           | 3.58                  | -43.19          | 51.02          | 43.24          | 74.00          | 30.76       | Pass   | H        | PK     |  |
| 2     | 3120.0080   | 33.25           | 4.66                  | -43.10          | 49.69          | 44.50          | 74.00          | 29.50       | Pass   | H        | PK     |  |
| 3     | 4509.1006   | 34.50           | 4.65                  | -42.80          | 49.10          | 45.45          | 74.00          | 28.55       | Pass   | H        | PK     |  |
| 4     | 5653.1769   | 35.25           | 4.97                  | -42.60          | 49.71          | 47.33          | 74.00          | 26.67       | Pass   | H        | PK     |  |
| 5     | 7640.3094   | 36.54           | 6.14                  | -42.12          | 48.96          | 49.52          | 74.00          | 24.48       | Pass   | H        | PK     |  |
| 6     | 10448.4966  | 38.43           | 7.03                  | -42.02          | 49.29          | 52.73          | 74.00          | 21.27       | Pass   | H        | PK     |  |
| 7     | 1701.0701   | 29.73           | 3.20                  | -42.66          | 51.00          | 41.27          | 74.00          | 32.73       | Pass   | V        | PK     |  |
| 8     | 3030.0020   | 33.21           | 4.87                  | -43.10          | 50.33          | 45.31          | 74.00          | 28.69       | Pass   | V        | PK     |  |
| 9     | 4257.0838   | 34.16           | 4.49                  | -42.89          | 51.07          | 46.83          | 74.00          | 27.17       | Pass   | V        | PK     |  |
| 10    | 6970.2647   | 36.09           | 5.76                  | -42.22          | 48.92          | 48.55          | 74.00          | 25.45       | Pass   | V        | PK     |  |
| 11    | 8493.3662   | 36.60           | 6.48                  | -42.01          | 48.47          | 49.54          | 74.00          | 24.46       | Pass   | V        | PK     |  |
| 12    | 10483.4989  | 38.48           | 7.05                  | -42.00          | 49.32          | 52.85          | 74.00          | 21.15       | Pass   | V        | PK     |  |

| Mode: |             |                 | 8DPSK Transmitting |                 |                      |                      |                      | Channel:    |        | 2402     |        |
|-------|-------------|-----------------|--------------------|-----------------|----------------------|----------------------|----------------------|-------------|--------|----------|--------|
| NO    | Freq. [MHz] | Ant Factor [dB] | Cable loss [dB]    | Pream gain [dB] | Reading [dB $\mu$ V] | Level [dB $\mu$ V/m] | Limit [dB $\mu$ V/m] | Margin [dB] | Result | Polarity | Remark |
| 1     | 1361.2361   | 28.26           | 2.84               | -42.72          | 54.94                | 43.32                | 74.00                | 30.68       | Pass   | H        | PK     |
| 2     | 2826.9827   | 32.92           | 4.23               | -43.09          | 51.73                | 45.79                | 74.00                | 28.21       | Pass   | H        | PK     |
| 3     | 4804.0000   | 34.50           | 4.55               | -42.80          | 48.00                | 44.25                | 74.00                | 29.75       | Pass   | H        | PK     |
| 4     | 7206.0000   | 36.31           | 5.81               | -42.16          | 45.93                | 45.89                | 74.00                | 28.11       | Pass   | H        | PK     |
| 5     | 9608.0000   | 37.64           | 6.63               | -42.10          | 46.59                | 48.76                | 74.00                | 25.24       | Pass   | H        | PK     |
| 6     | 12010.0000  | 39.31           | 7.60               | -41.90          | 46.23                | 51.24                | 74.00                | 22.76       | Pass   | H        | PK     |
| 7     | 1791.8792   | 30.33           | 3.31               | -42.71          | 56.90                | 47.83                | 74.00                | 26.17       | Pass   | V        | PK     |
| 8     | 1991.4992   | 31.64           | 3.46               | -43.17          | 59.21                | 51.14                | 74.00                | 22.86       | Pass   | V        | PK     |
| 9     | 4804.0000   | 34.50           | 4.55               | -42.80          | 48.21                | 44.46                | 74.00                | 29.54       | Pass   | V        | PK     |
| 10    | 7206.0000   | 36.31           | 5.81               | -42.16          | 47.09                | 47.05                | 74.00                | 26.95       | Pass   | V        | PK     |
| 11    | 9608.0000   | 37.64           | 6.63               | -42.10          | 46.70                | 48.87                | 74.00                | 25.13       | Pass   | V        | PK     |
| 12    | 12010.0000  | 39.31           | 7.60               | -41.90          | 46.17                | 51.18                | 74.00                | 22.82       | Pass   | V        | PK     |

| Mode: |             |                 | 8DPSK Transmitting |                 |                |                |                | Channel:    |        | 2441     |        |  |
|-------|-------------|-----------------|--------------------|-----------------|----------------|----------------|----------------|-------------|--------|----------|--------|--|
| NO    | Freq. [MHz] | Ant Factor [dB] | Cable loss [dB]    | Pream gain [dB] | Reading [dBμV] | Level [dBμV/m] | Limit [dBμV/m] | Margin [dB] | Result | Polarity | Remark |  |
| 1     | 1360.2360   | 28.26           | 2.84               | -42.73          | 55.47          | 43.84          | 74.00          | 30.16       | Pass   | H        | PK     |  |
| 2     | 3737.0491   | 33.59           | 4.32               | -43.05          | 49.10          | 43.96          | 74.00          | 30.04       | Pass   | H        | PK     |  |
| 3     | 4882.0000   | 34.50           | 4.81               | -42.80          | 46.76          | 43.27          | 74.00          | 30.73       | Pass   | H        | PK     |  |
| 4     | 7323.0000   | 36.42           | 5.85               | -42.13          | 46.52          | 46.66          | 74.00          | 27.34       | Pass   | H        | PK     |  |
| 5     | 9764.0000   | 37.71           | 6.71               | -42.10          | 46.31          | 48.63          | 74.00          | 25.37       | Pass   | H        | PK     |  |
| 6     | 12205.0000  | 39.42           | 7.67               | -41.89          | 47.09          | 52.29          | 74.00          | 21.71       | Pass   | H        | PK     |  |
| 7     | 1990.2990   | 31.64           | 3.46               | -43.18          | 57.12          | 49.04          | 74.00          | 24.96       | Pass   | V        | PK     |  |
| 8     | 4090.0727   | 33.93           | 4.32               | -42.97          | 49.39          | 44.67          | 74.00          | 29.33       | Pass   | V        | PK     |  |
| 9     | 4882.0000   | 34.50           | 4.81               | -42.80          | 47.42          | 43.93          | 74.00          | 30.07       | Pass   | V        | PK     |  |
| 10    | 7323.0000   | 36.42           | 5.85               | -42.13          | 46.80          | 46.94          | 74.00          | 27.06       | Pass   | V        | PK     |  |
| 11    | 9764.0000   | 37.71           | 6.71               | -42.10          | 46.61          | 48.93          | 74.00          | 25.07       | Pass   | V        | PK     |  |
| 12    | 12205.0000  | 39.42           | 7.67               | -41.89          | 45.46          | 50.66          | 74.00          | 23.34       | Pass   | V        | PK     |  |

| Mode: |             |                 | 8DPSK Transmitting |                 |                |                |                | Channel:    |        | 2480     |        |  |
|-------|-------------|-----------------|--------------------|-----------------|----------------|----------------|----------------|-------------|--------|----------|--------|--|
| NO    | Freq. [MHz] | Ant Factor [dB] | Cable loss [dB]    | Pream gain [dB] | Reading [dBμV] | Level [dBμV/m] | Limit [dBμV/m] | Margin [dB] | Result | Polarity | Remark |  |
| 1     | 1359.4359   | 28.26           | 2.84               | -42.73          | 55.58          | 43.95          | 74.00          | 30.05       | Pass   | H        | PK     |  |
| 2     | 3232.0155   | 33.29           | 4.52               | -43.10          | 49.38          | 44.09          | 74.00          | 29.91       | Pass   | H        | PK     |  |
| 3     | 4960.0000   | 34.50           | 4.82               | -42.80          | 47.51          | 44.03          | 74.00          | 29.97       | Pass   | H        | PK     |  |
| 4     | 7440.0000   | 36.54           | 5.85               | -42.11          | 46.10          | 46.38          | 74.00          | 27.62       | Pass   | H        | PK     |  |
| 5     | 9920.0000   | 37.77           | 6.79               | -42.10          | 46.73          | 49.19          | 74.00          | 24.81       | Pass   | H        | PK     |  |
| 6     | 12400.0000  | 39.54           | 7.86               | -41.90          | 46.43          | 51.93          | 74.00          | 22.07       | Pass   | H        | PK     |  |
| 7     | 1992.2992   | 31.65           | 3.46               | -43.18          | 59.23          | 51.16          | 74.00          | 22.84       | Pass   | V        | PK     |  |
| 8     | 3360.0240   | 33.34           | 4.53               | -43.10          | 49.69          | 44.46          | 74.00          | 29.54       | Pass   | V        | PK     |  |
| 9     | 4960.0000   | 34.50           | 4.82               | -42.80          | 47.61          | 44.13          | 74.00          | 29.87       | Pass   | V        | PK     |  |
| 10    | 7440.0000   | 36.54           | 5.85               | -42.11          | 47.67          | 47.95          | 74.00          | 26.05       | Pass   | V        | PK     |  |
| 11    | 9920.0000   | 37.77           | 6.79               | -42.10          | 46.65          | 49.11          | 74.00          | 24.89       | Pass   | V        | PK     |  |
| 12    | 12400.0000  | 39.54           | 7.86               | -41.90          | 46.67          | 52.17          | 74.00          | 21.83       | Pass   | V        | PK     |  |

**Note:**

1) Through Pre-scan Non-hopping transmitting mode and charge+transmitter mode with all kind of modulation and all kind of data type, find the DH5 of data type is the worse case of GFSK, 8DPSK modulation type in charge + transmitter mode.

2) The field strength is calculated by adding the Antenna Factor, Cable Factor & Preamplifier. The basic equation with a sample calculation is as follows:

Final Test Level = Receiver Reading - Correct Factor

Correct Factor = Preamplifier Factor - Antenna Factor - Cable Factor

3) Scan from 9kHz to 25GHz, the disturbance above 13GHz and below 30MHz was very low, and the above harmonics were the highest point could be found when testing, so only the above harmonics had been displayed. The amplitude of spurious emissions from the radiator which are attenuated more than 20dB below the limit need not be reported.