



BABI



**BABI ANGEL MONITOR
USER MANUAL**

FCC Statement

This device complies with part 15 of the FCC rules. Operation is subject to the following two conditions: (1) this device may not cause harmful interference, and (2) this device must accept any interference received, including interference that may cause undesired operation.

Changes or modifications not expressly approved by the party responsible for compliance could void the user's authority to operate the equipment.

NOTE: This equipment has been tested and found to comply with the limits for a Class B digital device, pursuant to part 15 of the FCC Rules. These limits are designed to provide reasonable protection against harmful interference in a residential installation. This equipment generates uses and can radiate radio frequency energy and, if not installed and used in accordance with the instructions, may cause harmful interference to radio communications. However, there is no guarantee that interference will not occur in a particular installation. If this equipment does cause harmful interference to radio or television reception, which can be determined by turning the equipment off and on, the user is encouraged to try to correct the interference by one or more of the following measures:

- Reorient or relocate the receiving antenna.
- Increase the separation between the equipment and receiver.
- Connect the equipment into an outlet on a circuit different from that to which the receiver is connected.
- Consult the dealer or an experienced radio/TV technician for help.

The device has been evaluated to meet general RF exposure requirement. The device can be used in portable exposure condition without restriction.

ISED Statement

- English: This device complies with Industry Canada license - exempt RSS standard(s). Operation is subject to the following two conditions: (1) This device may not cause interference, and (2) This device must accept any interference, including interference that may cause undesired operation of the device. The digital apparatus complies with Canadian CAN ICES - 3 (B)/NMB - 3(B).

- French: Le présent appareil est conforme aux CNR d'Industrie Canada applicables aux appareils radio exempts de licence. L'exploitation est autorisée aux deux conditions suivantes: (1) l'appareil ne doit pas produire de brouillage, et (2) l'utilisateur de l'appareil doit accepter tout brouillage radioélectrique subi, même si le brouillage est susceptible d'en compromettre le fonctionnement. Cet appareil numérique de la classe B est conforme à la norme NMB-003 du Canada.

This radio transmitter (ISED certification number: 22014-AIR1) has been approved by Industry Canada to operate with the antenna types listed with the maximum permissible gain indicated. Antenna types not included in this list, having a gain greater than the maximum gain indicated for that type, are strictly prohibited for use with this device.

Le présent émetteur radio (ISED certification number: 22014-AIR1) a été approuvé par Industrie Canada pour fonctionner avec les types d'antenne énumérés ci-dessous et ayant un gain admissible maximal. Les types d'antenne non inclus dans cette liste, et dont le gain est supérieur au gain maximal indiqué, sont strictement interdits pour l'exploitation de l'émetteur.

What is in the Box:

1 x BABI Angel Monitor Bracelet



1 x USB to Micro USB Cable



1 x BABI bracelet charging holder unit



1 x Power Adapter USB Charger



1 x User Manual Booklet



Product Description:

BABI Angel Monitor is a bracelet alert device designed to continuously monitor health parameters of any infants from age of 0 to 3 years. Giving Parents and Guardians peace of mind predominately at bed time.

Product Features:

- Body Temperature monitoring
- Heart Rate monitoring
- Blood Oxygen Level monitoring
- Movement Sensing
- Audio Monitoring


How Product Works:

Using the BABI Angel monitor bracelet with the BabiCare Mobile phone Application. The BABI Angel Monitor bracelet will monitor the infant and send the relative data and alerts to the Parents' or Guardians' mobile phone. If the infants Body Temperature, Heart Rate or Blood Oxygen levels change outside of the presets then an audio and visual alarm will be sent to the parent or Guardians' mobile phone to take the relative action. If this alert is not acknowledged then a warning message with the relative details and GPS co ordinates can be sent to other preset registered users.

If the parent or guardian does not want to use a smartphone App an accessory device BABI Angel Alarm, is available to use as a primary alert device to receive audio and visual alerts. Note this device can also be used together with a smart phone App as a secondary user eg Grandmother or Au Pair etc.



Product Setup:

1. Before use, it is recommended to charge the BABI bracelet for a minimum of two hours.
2. Slide the bracelet completely into the charging holder. A green flashing light will appear to indicate the bracelet is charging. When the green light becomes fixed the device is fully charged.

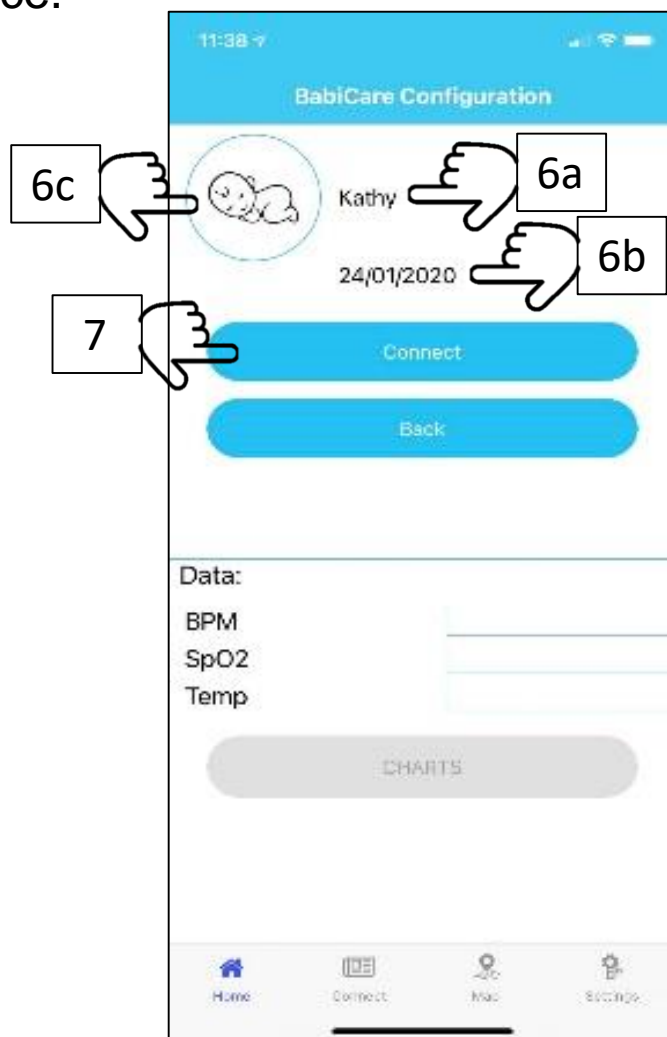


3. First download the Babicare Application from Apple store or Google store. Note 2 user Apps can be connected to one Bracelet simultaneously. (Note: Audio function will only work on one App at a time.)
4. Once downloaded the home page will display as shown here on the right:
5. To register the baby / infant press the top left + plus icon
+ Note up to 4 babi angel monitor bracelets can be registered and managed on a Babicare phone App.




6. Once the  plus icon has been pressed the App will switch to the following page below:- Where you can a) Insert the baby's / infant's name b) date of birth and c) insert the infant's photo by pressing on the baby icon  and either insert or take a photo, which will then be displayed.

7. To connect, press the connect bar. For an Android phone a request message will ask you to chose the device, chose the device listed as Angel followed by a unique code of 12 characters. For iphones the product will automatically make the connection to the device.



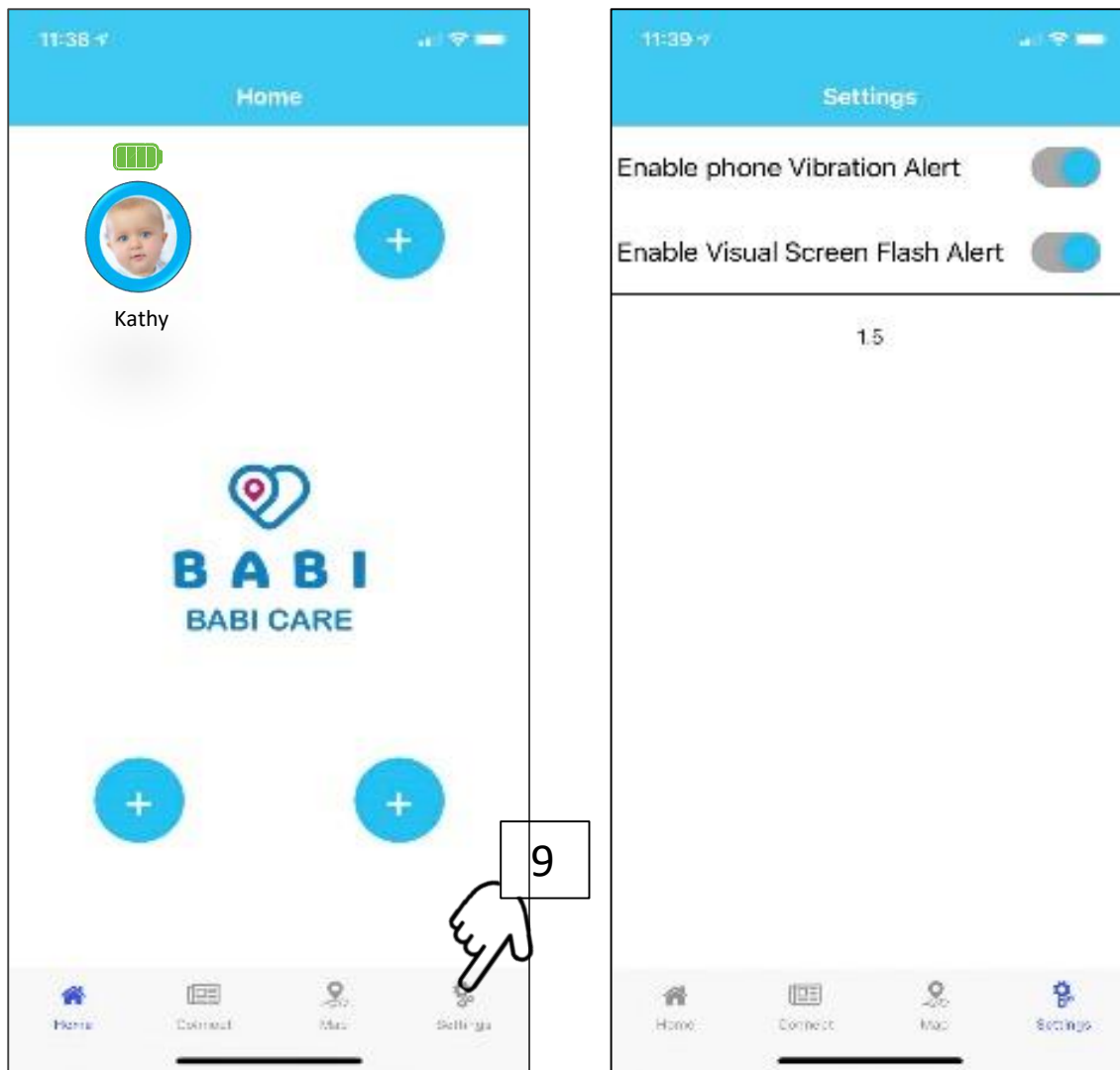
8. Once connected the home page will display the infants photo with name and a battery charge icon will appear, that informs the user of the status of battery charge level, fully green bars indicates the bracelet battery is fully charged when the bars are red the bracelet has a low battery and will need to be charged.



Note: When an audio or visual alarm is raised a red ring will appear around the image of the infant that has needs attention.



9. To complete the setup of the BABI angel monitor bracelet device, press on the SETTINGS icon.



In the settings, the phone vibration alert or visual screen flash alert can be enabled or disabled.

The babi angel monitor is now connected and the device is setup and ready to use.

9. There is an additional optional setting to cover an extreme emergency scenario. When an Alarm raised is not responded to by the user for whatever reason, within a few minutes an alarm message can be sent to an associated user (grandparent, nanny or neighbour). Follow the instructions below if required.

- a) Press CONNECT then b) Press "SHOW MY QR CODE" This will display the device's unique QR Code. Then on the associated users phone press



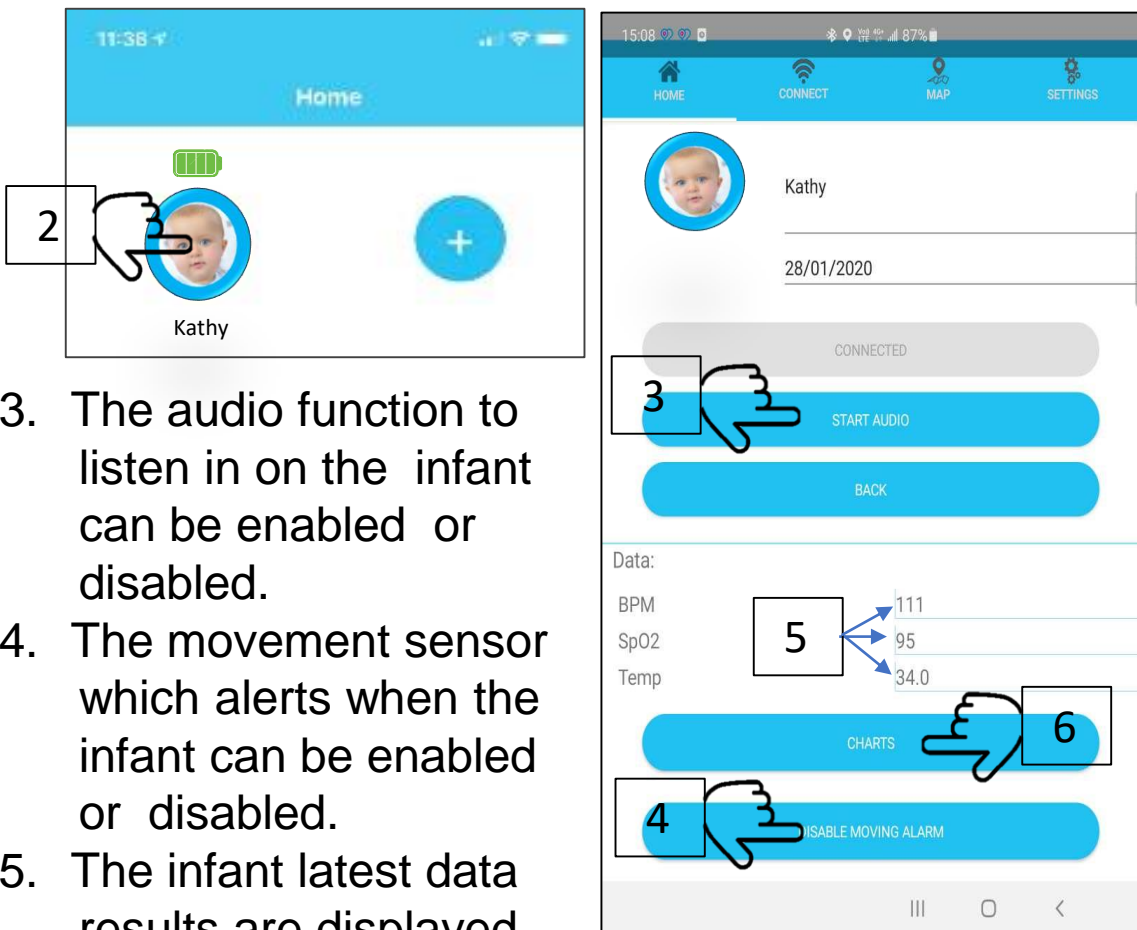
The "SCAN USER QR CODE" bar and scan the QR Code on the Main user's phone. This also needs to be done by the associated user :

- c) Press CONNECT to
d) Press "SHOW MY QR CODE" the QR code displayed should be scanned by the Main User. Now both the main user and associated users

are synchronized together which will ensure that when one of the monitored parameters go out of range, and a raised alarm to the user has not been responded to, the associated users will receive an alarm alert notification message with informing them that the infant needs attention and the GPS coordinates of where the infant is.

How to use Product :

1. Once the product is setup, it will begin to monitor automatically and the data recorded. To use the device on an infant, fit the bracelet making skin contact to either the inside of the infants wrist or on the leg just above the ankle.
2. To access the infants latest measurements and view the hourly, daily or weekly data or change the status of the Audio and Movement sensor functions. Press on the infant image and the page will display the image below on the right.



3. The audio function to listen in on the infant can be enabled or disabled.
4. The movement sensor which alerts when the infant can be enabled or disabled.
5. The infant latest data results are displayed.
6. Graphical displays by the hour, day or week data can be viewed by pressing on the CHARTS tab.

This Babi Angel Monitor continuously measures :

Body Temperature (Note: this is a distal peripheral body temperature which as it is an external body temperature measurement so it may be lower than other temperature monitoring devices such as thermometer etc)

Heart Beat Rate (Note this is the number of heart beats per minute (bpm) which equates to the measured pulse rate)

Oxygen level or SpO2 (Note this is a measurement of how much oxygen is being carried in the blood in terms of a percentage. In normal conditions this would be between 90 and 99%.

This Babi Monitor has other features :

Movement Sensing (Note this sensor is preset to give an alert only when more than 10 seconds of continual movement is detected, as an indication that the infant is awake. This feature can be disabled or enabled)

Audio 'Listen In' (Note there is a microphone fitted into the bracelet which sends live audio of 5 seconds every 30 seconds to the users mobile phone via the Mobile phone Application. This feature can be disabled or enabled)

The Babi Angel Monitor alerts:

Body Temperature: When the infants monitored body temperature goes over a high temperature preset or below a low temperature preset. An alarm message «Temperature out of range» will be sent to the users mobile phone, the phone will also sound a audio alarm. There is also the optional phone vibrate and camera light flashing features.

Heart Beat Rate: When the infants monitored Heart beat rate suddenly changes or goes higher or lower than the presets. An alarm message «Heart Beat Rate out of range» will be sent to the users mobile phone, the phone will also sound a audio alarm. There is also the optional phone vibrate and camera light flashing features.

Oxygen level: When the infants monitored Blood Oxygen level suddenly changes or goes higher or lower than the presets. An alarm message «Blood Oxygen Level out of range» will be sent to the users mobile phone, the phone will also sound a audio alarm. There is also the optional phone vibrate and camera light flashing features

Movement Sense: When more than 10 seconds of continual movement is detected, an alarm message «Movement Sensed» will be sent to the users phone, as well an an audio alert and optional vibrate or flashing visual alert.

Connection Loss: When the communications connection is lost due to loss of battery power to the bracelet or out of bluetooth communication range. An alarm message «Connection Lost» will be sent as well as an audio alert.

Bracelet Removed: In the event the bracelet is removed from the infant for more than 30 seconds, an alarm message «Bracelet Removed» will be sent with an audio alert.

Product maintenance

The bracelet strap is made of a soft silicon rubber which can be washed by hand in cold soapy water or with alcohol cleaner.

Warranty

The product is guaranteed against any non-conformity defect with normal operational conditions of use, as provided by the instructions for use. The warranty shall not therefore apply in the case of damages caused by improper use, wear or accidental damage events. For the duration of warranty on conformity defects please refer to the specific provisions of national laws applicable in the country of purchase, where provided.

General warnings

- Do not allow any packaging materials (plastic bags, cardboard boxes, etc.) that can be hazardous to be left with a child.
- Before using the device, make sure that is not damaged, otherwise contact the dealer and do not use the device.
- To prevent the risk of overheating, ensure the product is not exposed to excess heat, naked flames or direct sunlight.
- Whilst the device is waterproof, its is recommended that the immersion in water should be avoided.
- This product contains a lithium polymer rechargeable battery the necessary precautions must be taken when disposed of.

User responsibility

Babi Angel Monitor is designed to detect and alert the user of the any potential health parameters changes of an infant whilst they are asleep. The product aims to raise an emergency alarm as a preventive action and allow an early intervention of necessary action to be taken to ensure the safety of the infant. This product does not guarantee the overall health of an infant it is a monitoring device and alerting device to certain criteria as laid out in tis manual. The product does not eliminate users' responsibility for the overall care of any infant whilst they sleep. Whilst the device indicates there are potential parameters changes as an early warning device whilst the infant is asleep, it does not guarantee that the user will conclusively prevent any unpreventable, misfortunate circumstance or fatality. This product is a monitoring device only and cannot be responsible for any unpreventable occurrences or guarantee anything in terms of the state of health of any infant or in the case that the user takes no action on the alerts provided.

The use of this product with the Mobile phone App means that the App is the principal alarm method both by visual and audio alerts. It is the responsibility of the user to ensure that : 1) The Mobile phone is charged and in working order 2) The Bracelet is charged and in working order. 3) The Bluetooth connection is paired and switched ON. 4) The BabiCare App has been installed and is always switched ON.

Note: This is a safety monitoring device therefore it has no on / off switch. If the user decides to no longer use the device the Connection to the phone App must be deleted or the App uninstalled.

Declaration of conformity

BABI Ltd hereby declares that Babi Angel Monitor Bracelet device is in conformity with the essential requirements and the related established by EU directives. The product is CE Certified and is EMC, RED, REACH and ROHS complaint. The product is FCC and IC certified. All the relative documents and certifications are available upon request.



Manufacturer

BABI Ltd.

Unit 906, 9/F Prosperity Center,
No.25 Chong Yip Street, Kwun Tong,
Kowloon, Hong Kong, SARC

MADE IN CHINA

Customer Service

For additional information and assistance, please contact the email address:

sales@babisit.com or tech@babisit.com



B A B I

Baby Safety Products

www.babisit.com