
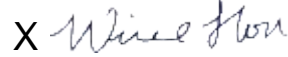


Prüfbericht-Nr.: <i>Test report no.:</i>	CN22R9PF 001	Auftrags-Nr.: <i>Order no.:</i>	168373692	Seite 1 von 25 <i>Page 1 of 25</i>
Kunden-Referenz-Nr.: <i>Client reference no.:</i>	N/A	Auftragsdatum: <i>Order date:</i>	2022-05-23	
Auftraggeber: <i>Client:</i>	SRP Companies 85 Rio Grande Drive, SECOND FLOOR CASTLE ROCK, Colorado, 80104 United States.			
Prüfgegenstand: <i>Test item:</i>	24/7 TRUE WIRELESS EARBUD			
Bezeichnung / Typ-Nr.: <i>Identification / Type no.:</i>	EBT1-21044 (Trademark: 24/7 LIFE BY 7-ELEVEN)			
Auftrags-Inhalt: <i>Order content:</i>	FCC approval			
Prüfgrundlage: <i>Test specification:</i>	CFR47 FCC Part 15: Subpart C Section 15.247 CFR47 FCC Part 15: Subpart C Section 15.209 CFR47 FCC Part 15: Subpart B Section 15.107 CFR47 FCC Part 15: Subpart B Section 15.109			
Wareneingangsdatum: <i>Date of sample receipt:</i>	2022-05-31	Please refer to Photo Document		
Prüfmuster-Nr.: <i>Test sample no.:</i>	A003265431-007 A003270735-021~023 A003289568-001~002			
Prüfzeitraum: <i>Testing period:</i>	2022-06-08 - 2022-06-30			
Ort der Prüfung: <i>Place of testing:</i>	TÜV Rheinland (Shenzhen) Co., Ltd.			
Prüflaboratorium: <i>Testing laboratory:</i>	TÜV Rheinland (Shenzhen) Co., Ltd.			
Prüfergebnis*: <i>Test result*:</i>	Pass			
geprüft von: <i>tested by:</i>	genehmigt von: <i>authorized by:</i>			
Datum: <i>Date:</i> 2022-07-12	 <small>Signed by: Alex Lan</small>		 <small>Signed by: Winnie Hou</small>	
Stellung / Position	Assistant Project Manager	Ausstellungsdatum: <i>Issue date:</i> 2022-07-12	Reviewer	
Sonstiges / Other:	FCC ID: 2ATF51604783			
Zustand des Prüfgegenstandes bei Anlieferung: <i>Condition of the test item at delivery:</i>	Prüfmuster vollständig und unbeschädigt <i>Test item complete and undamaged</i>			
* Legende:	1 = sehr gut P(ass) = entspricht o.g. Prüfgrundlage(n)	2 = gut F(ail) = entspricht nicht o.g. Prüfgrundlage(n)	3 = befriedigend N/A = nicht anwendbar	4 = ausreichend N/T = nicht getestet
* Legend:	1 = very good P(ass) = passed a.m. test specification(s)	2 = good F(ail) = failed a.m. test specification(s)	3 = satisfactory N/A = not applicable	4 = sufficient N/T = not tested
Dieser Prüfbericht bezieht sich nur auf das o.g. Prüfmuster und darf ohne Genehmigung der Prüfstelle nicht auszugsweise vervielfältigt werden. Dieser Bericht berechtigt nicht zur Verwendung eines Prüfzeichens. <i>This test report only relates to the a. m. test sample. Without permission of the test center this test report is not permitted to be duplicated in extracts. This test report does not entitle to carry any test mark.</i>				

Test Summary

5.1.1 ANTENNA REQUIREMENT*RESULT: Pass***5.1.2 MAXIMUM PEAK CONDUCTED OUTPUT POWER***RESULT: Pass***5.1.3 99% BANDWIDTH***RESULT: Pass***5.1.4 20DB BANDWIDTH***RESULT: Pass***5.1.5 CARRIER FREQUENCY SEPARATION***RESULT: Pass***5.1.6 NUMBER OF HOPPING FREQUENCY***RESULT: Pass***5.1.7 TIME OF OCCUPANCY***RESULT: Pass***5.1.8 CONDUCTED SPURIOUS EMISSIONS MEASURED IN 100 KHZ BANDWIDTH***RESULT: Pass***5.1.9 RADIATED SPURIOUS EMISSION***RESULT: Pass***5.1.10 CONDUCTED EMISSION ON AC MAINS***RESULT: Pass***5.1.11 RADIATED EMISSIONS***RESULT: Pass*

Contents

1	GENERAL REMARKS	4
1.1	COMPLEMENTARY MATERIALS	4
2	TEST SITES	5
2.1	TEST FACILITIES	5
2.2	LIST OF TEST AND MEASUREMENT INSTRUMENTS.....	5
2.3	TRACEABILITY	6
2.4	CALIBRATION	6
2.5	MEASUREMENT UNCERTAINTY.....	6
2.6	LOCATION OF ORIGINAL DATA.....	6
2.7	STATUS OF FACILITY USED FOR TESTING.....	7
3	GENERAL PRODUCT INFORMATION	8
3.1	PRODUCT FUNCTION AND INTENDED USE.....	8
3.2	RATINGS AND SYSTEM DETAILS	8
3.3	INDEPENDENT OPERATION MODES	9
3.4	NOISE GENERATING AND NOISE SUPPRESSING PARTS	10
3.5	SUBMITTED DOCUMENTS.....	10
4	TEST SET-UP AND OPERATION MODES	11
4.1	PRINCIPLE OF CONFIGURATION SELECTION	11
4.2	TEST OPERATION AND TEST SOFTWARE	11
4.3	SPECIAL ACCESSORIES AND AUXILIARY EQUIPMENT	11
4.4	COUNTERMEASURES TO ACHIEVE EMC COMPLIANCE	11
4.5	TEST SETUP DIAGRAM	12
5	TEST RESULTS	14
5.1	TRANSMITTER REQUIREMENT & TEST SUITES	14
5.1.1	<i>Antenna Requirement</i>	<i>14</i>
5.1.2	<i>Maximum Peak Conducted Output Power</i>	<i>15</i>
5.1.3	<i>99% Bandwidth</i>	<i>16</i>
5.1.4	<i>20dB Bandwidth</i>	<i>17</i>
5.1.5	<i>Carrier Frequency Separation.....</i>	<i>18</i>
5.1.6	<i>Number of Hopping Frequency</i>	<i>19</i>
5.1.7	<i>Time of Occupancy</i>	<i>20</i>
5.1.8	<i>Conducted Spurious Emissions Measured in 100 kHz Bandwidth</i>	<i>21</i>
5.1.9	<i>Radiated Spurious Emission</i>	<i>22</i>
5.1.10	<i>Conducted Emission on AC Mains</i>	<i>23</i>
5.1.11	<i>Radiated Emissions</i>	<i>24</i>
6	PHOTOGRAPHS OF THE TEST SET-UP	25
7	LIST OF TABLES.....	25

1 General Remarks

1.1 Complementary Materials

All attachments are integral parts of this test report. This applies especially to the following appendix:

Appendix A: Photographs of the Test Set-up

Appendix B: Test Results of FCC Part 15C

Appendix C: Test Results of FCC Part 15B

2 Test Sites

2.1 Test Facilities

TÜV Rheinland (Shenzhen) Co., Ltd.

362 Huanguan Road Middle Longhua District, Shenzhen 518110 People's Republic of China

FCC Registration No.: 694916

ISED wireless device testing laboratory: 25069

2.2 List of Test and Measurement Instruments

Table 1: List of Test and Measurement Equipment

Radio Spectrum Testing (TS8997)				
Equipment	Manufacturer	Model	Serial No.	Cal. until
Signal Analyzer	R&S	FSV 40	101441	2022-08-09
OSP	R&S	OSP 150	101017	2022-12-02
Control PC	DELL	OptiPlex 7050	FTJZ9P2	N/A
Test Software	R&S	WMS32 (V11.00.00)	N/A	N/A
Power Meter	R&S	NRP2	107105	2022-12-02
Wideband Power Sensor	R&S	NRP-Z81	105677	2022-08-09
Unwanted Emission Testing (TS9975)				
Equipment	Manufacturer	Model	Serial No.	Cal. until
EMI Test Receiver	R&S	ESR 7	102021	2022-08-10
Signal Analyzer	R&S	FSV 40	101439	2022-08-09
System Controller Interface	R&S	SCI-100	S10010038	N/A
Filterbank	R&S	Wlan	100759	2022-08-09
OSP	R&S	OSP 120	102040	N/A
Pre-amplifier	R&S	SCU08F1	08320031	2022-08-09
Amplifier	R&S	SCU-18F	180070	2022-08-09
Amplifier	R&S	SCU40A	100475	2022-08-09
Trilog Broadband Antenna (30 MHz - 7 GHz)	Schwarzbeck	VULB 9162	193	2022-08-08
Double-Ridged Antenna (1 -18 GHz)	ETS-LINDGREN	3117	00218717	2022-08-08
Wideband Ridged Horn Antenna (18-40 GHz)	Steatite	QMS-00880	19067	2022-08-08
Active Loop Antenna	Schwarzbeck	FMZB 1513	302	2022-09-13
Test software	R&S	EMC32 (V10.60.10)	N/A	N/A
Control PC	Dell	OptiPlex 7050	36NV9P2	N/A
3m Semi-Anechoic Chamber	Albatross	SAC-3m	APC17151-SAC	2024-06-22

Conducted Emission				
Equipment	Manufacturer	Model No.	Serial No.	Cal. Until
EMI Test Receiver	R&S	ESR3	102680	2023-02-27
Artificial Mains Network	R&S	ENV216	101445	2023-02-27

EMC32 test software	R&S	EMC32(Ver.10.50.00)	N/A	N/A
Radiated Emission (3m chamber)				
Equipment	Manufacturer	Model No.	Serial No.	Cal. Until
3m SAC	ETS-Lindgren	SAC3	CT001632-Q1362	2024-04-26
EMI Test Receiver	R&S	ESR7	102111	2022-12-01
Horn Antenna	R&S	HF907	102706	2022-08-07
Preamplifier (1-18GHz)	FIT	SCU-18F	180077	2022-08-13
Trilog-Broadband antenna	SCHWARZBECK	VULB9168	0945	2022-12-12
EMC32 test software	R&S	EMC32(Ver.10.50.00)	N/A	N/A

2.3 Traceability

All measurement equipment calibrations are traceable to NIM (National Institute of Metrology) or where calibration is performed in other countries, to equivalent nationally recognized standards organizations.

2.4 Calibration

Equipment requiring calibration is calibrated periodically by the manufacturer or according to manufacturer's specifications. Additionally all equipment is verified for proper performance on a regular basis using in house standards or comparisons.

2.5 Measurement Uncertainty

The estimated combined standard uncertainty for radiated emissions and conducted emissions measurements as below table.

Table 2: Measurement Uncertainty

Parameter	Uncertainty (k=2)
Occupied Channel Bandwidth	± 2.08 %
RF output power, conducted	± 0.99 dB
RF power density, conducted	± 0.99 dB
Unwanted Emissions, conducted	± 0.89 dB
Radiated Emission of Transmitter, valid up to 26.5 GHz	± 4.17 dB
Radiated Emission of Receiver, valid up to 26.5 GHz	± 4.17 dB
Radiated Emission (3m SAC), 30MHz to 1000MHz	± 4.52 dB
Radiated Emission (3m SAC), above 1000MHz	± 4.37 dB
Conducted Emission, (9kHz to 150kHz)/(150kHz to 30MHz)	± 3.70 dB / ± 3.30 dB

2.6 Location of Original Data

The original copies of all test data taken during actual testing were attached at Appendix A & B & C of this report and delivered to the applicant. A copy has been retained in the TÜV Rheinland (Shenzhen) Co., Ltd. file for certification follow-up purposes.

2.7 Status of Facility Used for Testing

The TÜV Rheinland (Shenzhen) Co., Ltd. Test facility located at 362 Huanguan Road Middle Longhua District, Shenzhen 518110 People's Republic of China is listed on the US Federal Communications Commission list of facilities approved to perform measurements.

3 General Product Information

3.1 Product Function and Intended Use

The EUT is True Wireless Earbuds, which consist of a Charging case, a left earbud and a right earbud, left and right earbuds have the same design and both support Bluetooth wireless technology.

For details refer to the User Manual, Technical Description and Circuit Diagram.

3.2 Ratings and System Details

Table 3: Technical Specification of EUT

General Information of EUT	Value
Kind of Equipment:	24/7 TRUE WIRELESS EARBUD
Type Designation:	EBT1-21044
Trademark:	24/7 LIFE BY 7-ELEVEN
FCC ID:	2ATF51604783
Operating Voltage (Battery pack of charging base):	Internal battery operated (3.7Vdc, 300mAh) or USB operated (Adapter input voltage 120Vac, 60Hz)
Operating Voltage (Battery pack of earphone):	Internal battery operated (3.7Vdc, 40mAh)
Technical Specification of Bluetooth BR/EDR	
Operating Frequency:	2402 MHz to 2480 MHz
Type of Modulation:	GFSK, $\pi/4$ -DQPSK, 8DPSK
Channel Number:	79 channels
Channel Separation:	1MHz
Antenna Type:	Chip Antenna
Antenna Gain of Bluetooth:	2.67 dBi

Table 4: RF Channel and Frequency of Bluetooth BR/EDR

RF Channel	Frequency (MHz)	RF Channel	Frequency (MHz)	RF Channel	Frequency (MHz)	RF Channel	Frequency (MHz)
0	2402.00	20	2422.00	40	2442.00	60	2462.00
1	2403.00	21	2423.00	41	2443.00	61	2463.00
2	2404.00	22	2424.00	42	2444.00	62	2464.00
3	2405.00	23	2425.00	43	2445.00	63	2465.00
4	2406.00	24	2426.00	44	2446.00	64	2466.00
5	2407.00	25	2427.00	45	2447.00	65	2467.00
6	2408.00	26	2428.00	46	2448.00	66	2468.00
7	2409.00	27	2429.00	47	2449.00	67	2469.00
8	2410.00	28	2430.00	48	2450.00	68	2470.00
9	2411.00	29	2431.00	49	2451.00	69	2471.00
10	2412.00	30	2432.00	50	2452.00	70	2472.00
11	2413.00	31	2433.00	51	2453.00	71	2473.00
12	2414.00	32	2434.00	52	2454.00	72	2474.00
13	2415.00	33	2435.00	53	2455.00	73	2475.00
14	2416.00	34	2436.00	54	2456.00	74	2476.00
15	2417.00	35	2437.00	55	2457.00	75	2477.00
16	2418.00	36	2438.00	56	2458.00	76	2478.00
17	2419.00	37	2439.00	57	2459.00	77	2479.00
18	2420.00	38	2440.00	58	2460.00	78	2480.00
19	2421.00	39	2441.00	59	2461.00		

Test frequencies are lowest channel: 2402 MHz, middle channel: 2441 MHz and highest channel: 2480 MHz for Bluetooth BR/EDR

3.3 Independent Operation Modes

The basic operation modes are:

- A. On, Bluetooth transmitting mode
 - 1) Low Channel
 - 2) Middle Channel
 - 3) High Channel
- B. On, Transmitting on Hopping channel
- C. On, Play by Bluetooth
- D. On, Charging mode
- E. Off

3.4 Noise Generating and Noise Suppressing Parts

Refer to Circuit Diagram for further details.

3.5 Submitted Documents

- Application Form
- Block Diagram
- Schematics
- User Manual
- Rating Label
- Operation Description

4 Test Set-up and Operation Modes

4.1 Principle of Configuration Selection

Radio Spectrum: The equipment under test (EUT) was configured at its highest power output in order to measure its highest possible radiation and conducted level. The test modes were adapted accordingly in reference to the instructions for use.

Emission: The equipment under test (EUT) was configured to measure its highest possible radiation level. The test modes were adapted accordingly in reference to the instructions for use.

4.2 Test Operation and Test Software

Test operation refers to test setup in chapter 5. All tests were performed according to the procedures in ANSI C63.10: 2013 & ANSI C63.4: 2014.

According to clause 3.1, all tests were performed on model EBT1-21044 in this report.

4.3 Special Accessories and Auxiliary Equipment

Table 5: Auxiliary Equipment Used during Test

Description	Manufacturer	Model	S/N	Rating
Laptop	Lenovo	T480	PF-16A6N8	N/A
Adapter	HUAWEI	HW-050100C01	B77933J4L04550	Output: DC 5V, 1A
Mobile phone	HUAWEI	STK-AL00	7PRNW20721000279	N/A

4.4 Countermeasures to Achieve EMC Compliance

The test sample which has been tested contained the noise suppression parts as described in the Technical Construction File (TCF).

No additional measures were employed to achieve compliance.

4.5 Test Setup Diagram

Diagram of Measurement Configuration for Radiation Test (Below 1GHz)

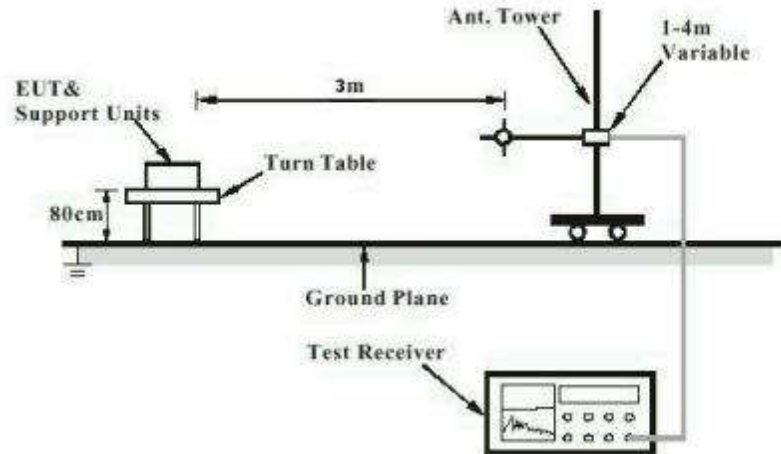


Diagram of Measurement Configuration for Radiation Test (Above 1GHz)

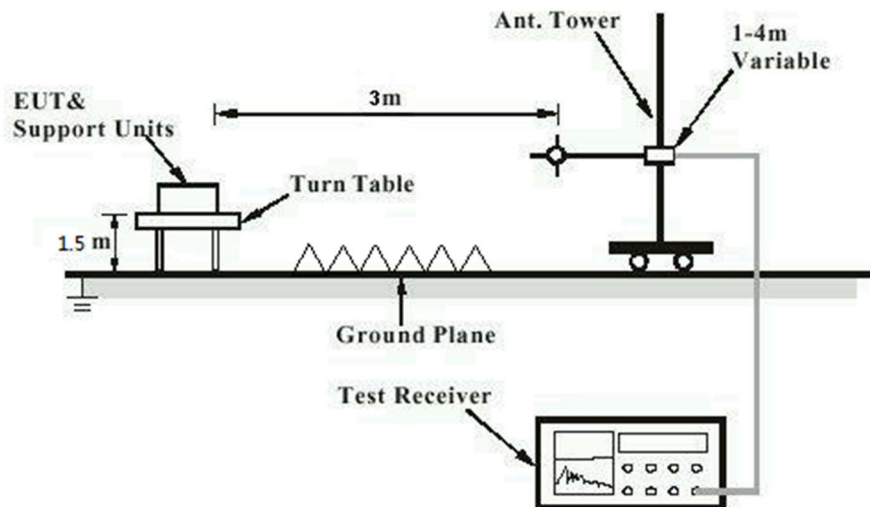


Diagram of Measurement Configuration for Mains Conduction Measurement

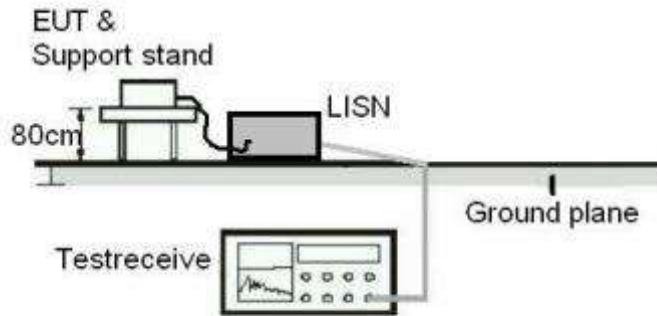
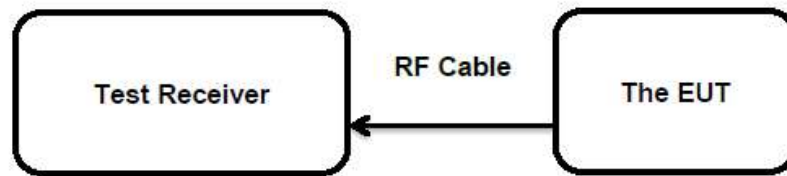


Diagram of Measurement Configuration for Conducted Transmitter Measurement



5 Test Results

5.1 Transmitter Requirement & Test Suites

5.1.1 Antenna Requirement

RESULT:

Pass

Test Specification

Test standard : FCC Part 15.247(b)(4) and Part 15.203

According to the manufacturer declared, the EUT has a Chip antenna, the directional gain of antenna is 2.67 dBi, and the antenna connector is designed with permanent attachment and no consideration of replacement.

Therefore the EUT is considered sufficient to comply with the provision.

Refer to EUT Photo for further details.

5.1.2 Maximum Peak Conducted Output Power

RESULT:
Pass
Test Specification

Test standard : FCC Part 15.247(b)(1)
 Basic standard : ANSI C63.10: 2013
 Limits : FHSS < 0.125 Watts
 Kind of test site : Shielded Room

Test Setup

Date of testing : 2022-06-30
 Input voltage : Internal battery operated
 Operation mode : A
 Test channel : Low / Middle / High
 Ambient temperature : 25.3 °C
 Relative humidity : 51 %
 Atmospheric pressure : 101 kPa

Table 6: Test Result of Maximum Peak Conducted Output Power, Bluetooth BR & EDR

Test Mode	Test Channel (MHz)	Measured Peak Power		Limit (W)
		(dBm)	(W)	
GFSK (BR)	2402.0	2.10	0.0016	< 0.125
	2441.0	2.50	0.0018	
	2480.0	2.30	0.0017	
Maximum Measured Value		2.50	0.0018	

Test Mode	Test Channel (MHz)	Measured Peak Power		Limit (W)
		(dBm)	(W)	
8DPSK (EDR)	2402.0	2.40	0.0017	< 0.125
	2441.0	2.60	0.0018	
	2480.0	2.60	0.0018	
Maximum Measured Value		2.60	0.0018	

Note:

- 1) The cable loss is taken into account in results.
- 2) Antenna gain(G): 2.67 dBi

Prüfbericht - Nr.: CN22R9PF 001
Test Report No.:Seite 16 von 25
Page 16 of 25

5.1.3 99% Bandwidth

RESULT:

Pass

Test Specification

Test standard : FCC Part 15.247(a)
Basic standard : ANSI C63.10: 2013
Kind of test site : Shielded Room

Test Setup

Date of testing : 2022-06-30
Input voltage : Internal battery operated
Operation mode : A
Test channel : Low / Middle / High
Ambient temperature : 25.3 °C
Relative humidity : 51 %
Atmospheric pressure : 101 kPa

For the measurement records, refer to the appendix B.

Prüfbericht - Nr.: CN22R9PF 001
Test Report No.:Seite 17 von 25
Page 17 of 25

5.1.4 20dB Bandwidth

RESULT:

Pass

Test Specification

Test standard : FCC Part 15.247(a)(1)
Basic standard : ANSI C63.10: 2013
Kind of test site : Shielded Room

Test Setup

Date of testing : 2022-06-30
Input voltage : Internal battery operated
Operation mode : A
Test channel : Low / Middle / High
Ambient temperature : 25.3 °C
Relative humidity : 51 %
Atmospheric pressure : 101 kPa

For the measurement records, refer to the appendix B.

5.1.5 Carrier Frequency Separation

RESULT:**Pass****Test Specification**

Test standard	: FCC Part 15.247(a)(1)
Basic standard	: ANSI C63.10: 2013
Limits	: $\geq 25\text{kHz}$ or 2/3 of 20dB bandwidth, whichever is greater
Kind of test site	: Shielded Room

Test Setup

Date of testing	: 2022-06-30
Input voltage	: Internal battery operated
Operation mode	: B
Test channel	: Low / Middle / High
Ambient temperature	: 25.3 °C
Relative humidity	: 51 %
Atmospheric pressure	: 101 kPa

For the measurement records, refer to the appendix B.

5.1.6 Number of Hopping Frequency

RESULT:**Pass****Test Specification**

Test standard	:	FCC part 15.247(a)(1)(iii)
Basic standard	:	ANSI C63.10: 2013
Limits	:	≥ 15 non-overlapping channels
Kind of test site	:	Shielded Room

Test Setup

Date of testing	:	2022-06-30
Input voltage	:	Internal battery operated
Operation mode	:	B
Ambient temperature	:	25.3 °C
Relative humidity	:	51 %
Atmospheric pressure	:	101 kPa

For the measurement records, refer to the appendix B.

5.1.7 Time of Occupancy

RESULT:**Pass****Test Specification**

Test standard	:	FCC part 15.247(a)(1)(iii)
Basic standard	:	ANSI C63.10: 2013
Limits	:	< 0.4s
Kind of test site	:	Shielded Room

Test Setup

Date of testing	:	2022-06-30
Input voltage	:	Internal battery operated
Operation mode	:	B
Test channel	:	Low / Middle / High
Ambient temperature	:	25.3 °C
Relative humidity	:	51 %
Atmospheric pressure	:	101 kPa

For the measurement records, refer to the appendix B.

5.1.8 Conducted Spurious Emissions Measured in 100 kHz Bandwidth

RESULT:**Pass****Test Specification**

Test standard	: FCC Part 15.247(d)
Basic standard	: ANSI C63.10: 2013
Limits	: 20dB (below that in the 100kHz bandwidth within the band that contains the highest level of the desired power); In addition, radiated emissions which fall in the restricted bands, must also comply with the radiated emission limits specified in 15.209(a)
Kind of test site	: Shielded Room

Test Setup

Date of testing	: Refer to test result
Input voltage	: Internal battery operated
Operation mode	: A
Test channel	: Low / Middle / High
Ambient temperature	: 25.3 °C
Relative humidity	: 51 %
Atmospheric pressure	: 101 kPa

Test results of 100kHz Bandwidth of Frequency Band Edge by Conducted method refer to test plots, and compliance is achieved as well.

For the measurement records, refer to the appendix B.

5.1.9 Radiated Spurious Emission

RESULT:**Pass****Test Specification**

Test standard	:	FCC Part 15.247(d) & FCC Part 15.205
Basic standard	:	ANSI C63.10: 2013
Limits	:	Refer to 15.209(a) of FCC part 15.247(d)
Kind of test site	:	3m Semi-anechoic Chamber

Test Setup

Date of testing	:	2022-06-13 to 2022-06-14
Input voltage	:	Internal battery operated
Operation mode	:	A
Test channel	:	Low / Middle / High
Ambient temperature	:	Refer to test result
Relative humidity	:	Refer to test result
Atmospheric pressure	:	101 kPa

Remark:

Testing was carried out within frequency range 9kHz to the tenth harmonics. Only the worst case spurious emissions configuration of the each mode were reported.

For the measurement records, refer to the appendix B.

5.1.10 Conducted Emission on AC Mains

RESULT:**Pass****Test Specification**

Test standard	: FCC Part 15.107(a)
Basic standard	: ANSI C63.4:2014
Frequency range	: 0.15 – 30MHz
Classification	: Class B
Limits	: FCC Part 15.107(a)
Kind of test site	: Shielded Room

Test Setup

Date of testing	: 2022-06-08
Input voltage	: USB operated (Adapter input voltage 120Vac, 60Hz)
Operation mode	: D
Earthing	: Not connected
Ambient temperature	: 24.2 °C
Relative humidity	: 51 %
Atmospheric pressure	: 101 kPa

For the measurement records, refer to the appendix C.

5.1.11 Radiated Emissions

RESULT:**Pass****Test Specification**

Test standard	: FCC Part 15.109(a)
Basic standard	: ANSI C63.4:2014
Frequency range	: 30MHz to 5 th harmonic of the highest frequency
Classification	: Class B
Limits	: FCC Part 15.109(a)
Kind of test site	: 3m Semi-Anechoic Chamber

Test Setup

Date of testing	: 2022-06-08 to 2022-06-09
Input voltage	: Internal battery operated USB operated (Adapter input voltage 120Vac, 60Hz)
Operation mode	: C, D
Earthing	: Not connected
Ambient temperature	: 24.1 °C
Relative humidity	: 56.2 %
Atmospheric pressure	: 101 kPa

For the measurement records, refer to the appendix C.

6 Photographs of the Test Set-Up

For photographs of the test set-up, refer to the appendix A.

7 List of Tables

Table 1: List of Test and Measurement Equipment.....	5
Table 2: Measurement Uncertainty.....	6
Table 3: Technical Specification of EUT.....	8
Table 4: RF Channel and Frequency of Bluetooth BR/EDR.....	9
Table 5: Auxiliary Equipment Used during Test.....	11
Table 6: Test Result of Maximum Peak Conducted Output Power, Bluetooth BR & EDR.....	15

Appendix B: Test Results of FCC Part 15C

APPENDIX B: TEST RESULTS OF FCC PART 15C	1
APPENDIX B.1: TEST RESULTS OF 99% BANDWIDTH	2
<i>BDR mode (GFSK)</i>	2
<i>EDR mode (8DPSK)</i>	5
APPENDIX B.2: TEST RESULTS OF 20dB BANDWIDTH	8
<i>BDR mode (GFSK)</i>	8
<i>EDR mode (8DPSK)</i>	11
APPENDIX B.3: TEST RESULTS OF CARRIER FREQUENCY SEPARATION	14
<i>BDR mode (GFSK)</i>	14
<i>EDR mode (8DPSK)</i>	17
APPENDIX B.4: TEST RESULTS OF NUMBER OF HOPPING FREQUENCY	20
<i>BDR mode (GFSK)</i>	20
<i>EDR mode (8DPSK)</i>	21
APPENDIX B.5: TEST RESULTS OF TIME OF OCCUPANCY	22
<i>BDR mode (GFSK)</i>	22
<i>EDR mode (8DPSK)</i>	25
APPENDIX B.6: TEST RESULTS OF CONDUCTED SPURIOUS EMISSIONS MEASURED IN 100 KHZ BANDWIDTH	28
<i>BDR mode (GFSK)</i>	28
Low Channel.....	28
Middle Channel.....	29
High Channel.....	30
Band Edge, Low Channel.....	31
Band Edge, High Channel.....	31
Band Edge, Hopping Mode.....	32
Band Edge, Hopping Mode, Low Channel.....	33
Band Edge, Hopping Mode, High Channle.....	33
<i>EDR mode (8DPSK)</i>	34
Low Channel.....	34
Middle Channel.....	35
High Channel.....	36
Band Edge, Low Channel.....	37
Band Edge, High Channel.....	37
Band Edge, Hopping Mode.....	38
Band Edge, Hopping Mode, Low Channel.....	39
Band Edge, Hopping Mode, High Channle.....	39
APPENDIX B.7: TEST RESULTS OF RADIATED SPURIOUS EMISSIONS	40
30MHz - 1GHz.....	40
1GHz - 18GHz.....	44
APPENDIX B.8: TEST RESULTS OF RADIATED EMISSIONS IN RESTRICTED BANDS	56

Appendix B.1: Test Results of 99% Bandwidth

BDR mode (GFSK)

Occupied Channel Bandwidth 99% (2402 MHz; 10.000 dBm; 1 MHz; Test Mode)

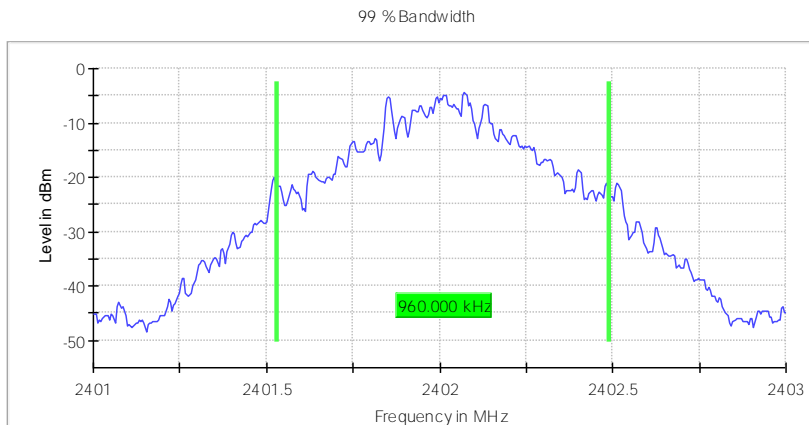
Test according to FCC title 47 part 15 §15.247(a), KDB 558074 D01 DTS Meas Guidance v04 and ANSI C63.10-2013

99 % Bandwidth

DUT Frequency (MHz)	Bandwidth (MHz)	Limit Min (MHz)	Limit Max (MHz)	Band Edge Left (MHz)	Band Edge Right (MHz)
2402.000000	0.960000	---	---	2401.532500	2402.492500

(continuation of the "99 % Bandwidth" table from column 6 ...)

DUT Frequency (MHz)	Result
2402.000000	PASS



Measurement

Setting	Instrument Value	Target Value
Start Frequency	2.40100 GHz	2.40100 GHz
Stop Frequency	2.40300 GHz	2.40300 GHz
Span	2.000 MHz	2.000 MHz
RBW	10.000 kHz	>= 10.000 kHz
VBW	30.000 kHz	>= 30.000 kHz
SweepPoints	400	~ 400
SweepTime	189.648 µs	AUTO
Reference Level	0.000 dBm	0.000 dBm
Attenuation	20.000 dB	AUTO
Detector	MaxPeak	MaxPeak
SweepCount	500	500
Filter	3 dB	3 dB
Trace Mode	Max Hold	Max Hold
SweepType	FFT	AUTO
Preamp	off	off
Stablemode	Trace	Trace
Stablevalue	0.30 dB	0.30 dB
Run	6 / max. 150	max. 150
Stable	3 / 3	3
Max Stable Difference	0.14 dB	0.30 dB

Occupied Channel Bandwidth 99% (2441 MHz; 10.000 dBm; 1 MHz; Test Mode)

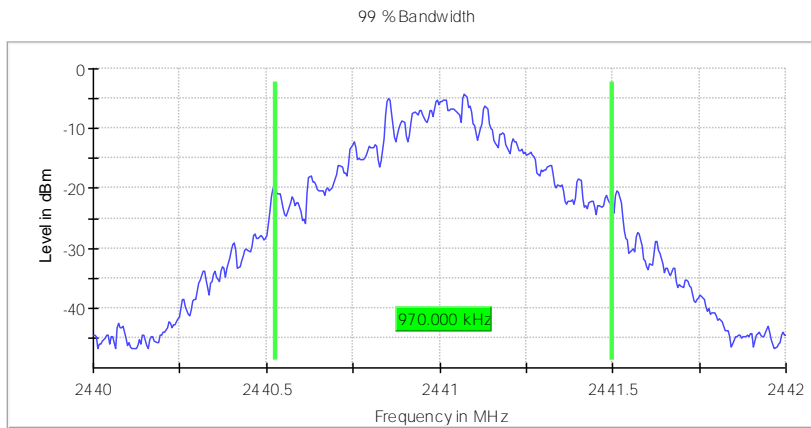
Test according to FCC title 47 part 15 §15.247(a), KDB 558074 D01 DTS Meas Guidance v04 and ANSI C63.10-2013

99 % Bandwidth

DUT Frequency (MHz)	Bandwidth (MHz)	Limit Min (MHz)	Limit Max (MHz)	Band Edge Left (MHz)	Band Edge Right (MHz)
2441.000000	0.970000	---	---	2440.527500	2441.497500

(continuation of the "99 % Bandwidth" table from column 6 ...)

DUT Frequency (MHz)	Result
2441.000000	PASS



Measurement

Setting	Instrument Value	Target Value
Start Frequency	2.44000 GHz	2.44000 GHz
Stop Frequency	2.44200 GHz	2.44200 GHz
Span	2.000 MHz	2.000 MHz
RBW	10.000 kHz	>= 10.000 kHz
VBW	30.000 kHz	>= 30.000 kHz
SweepPoints	400	~ 400
SweepTime	189.648 µs	AUTO
Reference Level	0.000 dBm	0.000 dBm
Attenuation	20.000 dB	AUTO
Detector	MaxPeak	MaxPeak
SweepCount	500	500
Filter	3 dB	3 dB
Trace Mode	Max Hold	Max Hold
SweepType	FFT	AUTO
Preamp	off	off
Stablemode	Trace	Trace
Stablevalue	0.30 dB	0.30 dB
Run	5 / max. 150	max. 150
Stable	3 / 3	3
Max Stable Difference	0.13 dB	0.30 dB

Occupied Channel Bandwidth 99% (2480 MHz; 10.000 dBm; 1 MHz; Test Mode)

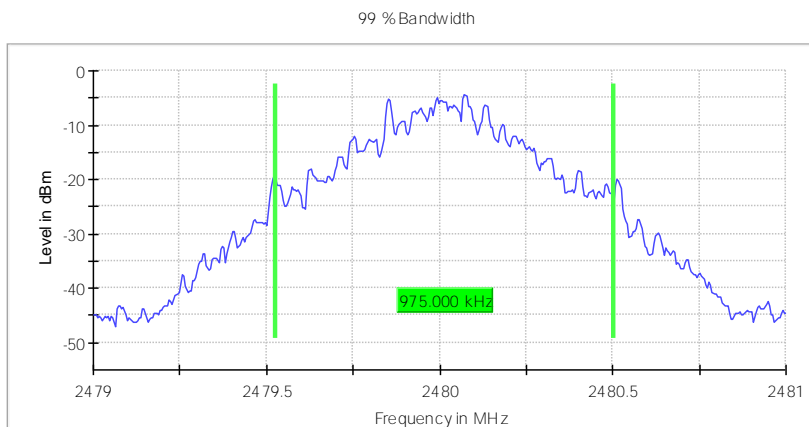
Test according to FCC title 47 part 15 §15.247(a), KDB 558074 D01 DTS Meas Guidance v04 and ANSI C63.10-2013

99 % Bandwidth

DUT Frequency (MHz)	Bandwidth (MHz)	Limit Min (MHz)	Limit Max (MHz)	Band Edge Left (MHz)	Band Edge Right (MHz)
2480.000000	0.975000	---	---	2479.527500	2480.502500

(continuation of the "99 % Bandwidth" table from column 6 ...)

DUT Frequency (MHz)	Result
2480.000000	PASS



Measurement

Setting	Instrument Value	Target Value
Start Frequency	2.47900 GHz	2.47900 GHz
Stop Frequency	2.48100 GHz	2.48100 GHz
Span	2.000 MHz	2.000 MHz
RBW	10.000 kHz	>= 10.000 kHz
VBW	30.000 kHz	>= 30.000 kHz
SweepPoints	400	~ 400
SweepTime	189.648 µs	AUTO
Reference Level	0.000 dBm	0.000 dBm
Attenuation	20.000 dB	AUTO
Detector	MaxPeak	MaxPeak
SweepCount	500	500
Filter	3 dB	3 dB
Trace Mode	Max Hold	Max Hold
SweepType	FFT	AUTO
Preamp	off	off
Stablemode	Trace	Trace
Stablevalue	0.30 dB	0.30 dB
Run	5 / max. 150	max. 150
Stable	3 / 3	3
Max Stable Difference	0.08 dB	0.30 dB

EDR mode (8DPSK)

Occupied Channel Bandwidth 99% (2402 MHz; 10.000 dBm; 1 MHz; Test Mode)

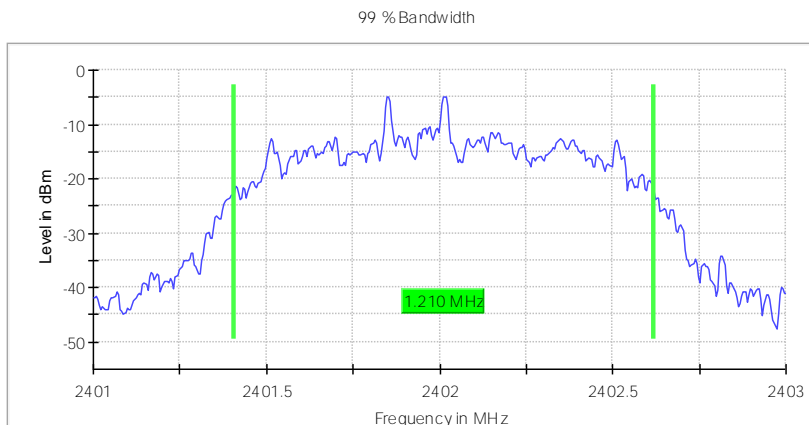
Test according to FCC title 47 part 15 §15.247(a), KDB 558074 D01 DTS Meas Guidance v04 and ANSI C63.10-2013

99 % Bandwidth

DUT Frequency (MHz)	Bandwidth (MHz)	Limit Min (MHz)	Limit Max (MHz)	Band Edge Left (MHz)	Band Edge Right (MHz)
2402.000000	1.210000	---	---	2401.407500	2402.617500

(continuation of the "99 % Bandwidth" table from column 6 ...)

DUT Frequency (MHz)	Result
2402.000000	PASS



Measurement

Setting	Instrument Value	Target Value
Start Frequency	2.40100 GHz	2.40100 GHz
Stop Frequency	2.40300 GHz	2.40300 GHz
Span	2.000 MHz	2.000 MHz
RBW	10.000 kHz	>= 10.000 kHz
VBW	30.000 kHz	>= 30.000 kHz
SweepPoints	400	~ 400
Sweeptime	189.648 µs	AUTO
Reference Level	-10.000 dBm	-10.000 dBm
Attenuation	10.000 dB	AUTO
Detector	MaxPeak	MaxPeak
SweepCount	500	500
Filter	3 dB	3 dB
Trace Mode	Max Hold	Max Hold
SweepType	FFT	AUTO
Preamp	off	off
Stablemode	Trace	Trace
Stablevalue	0.30 dB	0.30 dB
Run	6 / max. 150	max. 150
Stable	3 / 3	3
Max Stable Difference	0.09 dB	0.30 dB

Occupied Channel Bandwidth 99% (2441 MHz; 10.000 dBm; 1 MHz; Test Mode)

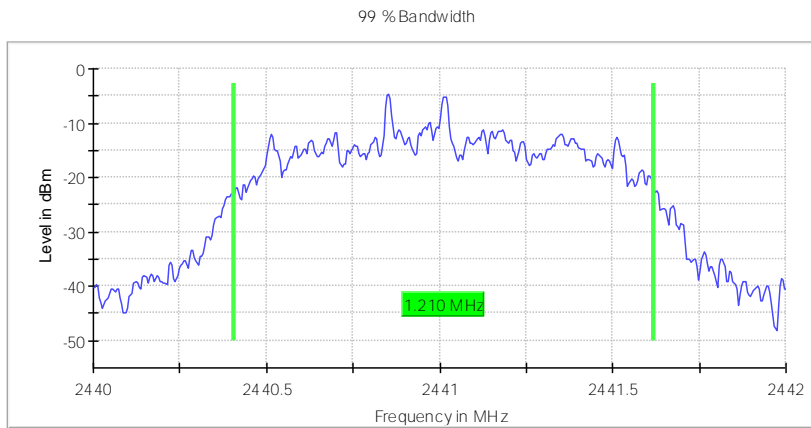
Test according to FCC title 47 part 15 §15.247(a), KDB 558074 D01 DTS Meas Guidance v04 and ANSI C63.10-2013

99 % Bandwidth

DUT Frequency (MHz)	Bandwidth (MHz)	Limit Min (MHz)	Limit Max (MHz)	Band Edge Left (MHz)	Band Edge Right (MHz)
2441.000000	1.210000	---	---	2440.407500	2441.617500

(continuation of the "99 % Bandwidth" table from column 6 ...)

DUT Frequency (MHz)	Result
2441.000000	PASS



Measurement

Setting	Instrument Value	Target Value
Start Frequency	2.44000 GHz	2.44000 GHz
Stop Frequency	2.44200 GHz	2.44200 GHz
Span	2.000 MHz	2.000 MHz
RBW	10.000 kHz	>= 10.000 kHz
VBW	30.000 kHz	>= 30.000 kHz
SweepPoints	400	~ 400
SweepTime	189.648 µs	AUTO
Reference Level	-10.000 dBm	-10.000 dBm
Attenuation	10.000 dB	AUTO
Detector	MaxPeak	MaxPeak
SweepCount	500	500
Filter	3 dB	3 dB
Trace Mode	Max Hold	Max Hold
SweepType	FFT	AUTO
Preamp	off	off
Stablemode	Trace	Trace
Stablevalue	0.30 dB	0.30 dB
Run	5 / max. 150	max. 150
Stable	3 / 3	3
Max Stable Difference	0.11 dB	0.30 dB

Occupied Channel Bandwidth 99% (2480 MHz; 10.000 dBm; 1 MHz; Test Mode)

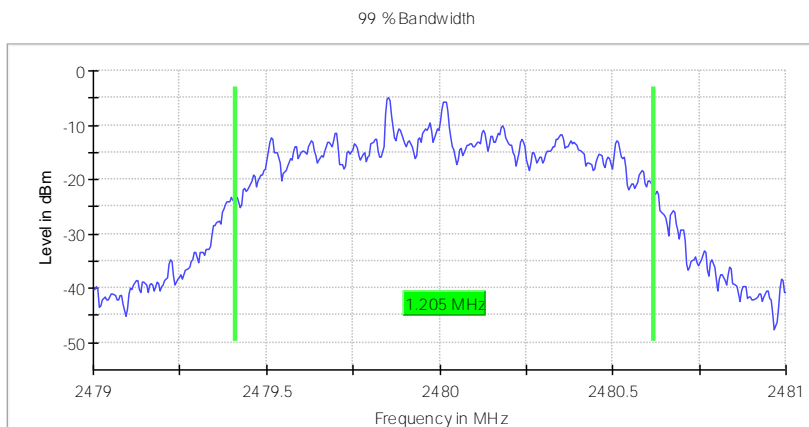
Test according to FCC title 47 part 15 §15.247(a), KDB 558074 D01 DTS Meas Guidance v04 and ANSI C63.10-2013

99 % Bandwidth

DUT Frequency (MHz)	Bandwidth (MHz)	Limit Min (MHz)	Limit Max (MHz)	Band Edge Left (MHz)	Band Edge Right (MHz)
2480.000000	1.205000	---	---	2479.412500	2480.617500

(continuation of the "99 % Bandwidth" table from column 6 ...)

DUT Frequency (MHz)	Result
2480.000000	PASS



Measurement

Setting	Instrument Value	Target Value
Start Frequency	2.47900 GHz	2.47900 GHz
Stop Frequency	2.48100 GHz	2.48100 GHz
Span	2.000 MHz	2.000 MHz
RBW	10.000 kHz	>= 10.000 kHz
VBW	30.000 kHz	>= 30.000 kHz
SweepPoints	400	~ 400
SweepTime	189.648 µs	AUTO
Reference Level	-10.000 dBm	-10.000 dBm
Attenuation	10.000 dB	AUTO
Detector	MaxPeak	MaxPeak
SweepCount	500	500
Filter	3 dB	3 dB
Trace Mode	Max Hold	Max Hold
SweepType	FFT	AUTO
Preamp	off	off
Stablemode	Trace	Trace
Stablevalue	0.30 dB	0.30 dB
Run	4 / max. 150	max. 150
Stable	3 / 3	3
Max Stable Difference	0.16 dB	0.30 dB

Appendix B.2: Test Results of 20dB Bandwidth

BDR mode (GFSK)

Emission Bandwidth 20 dB (2402 MHz; 10.000 dBm; 1 MHz; Test Mode)

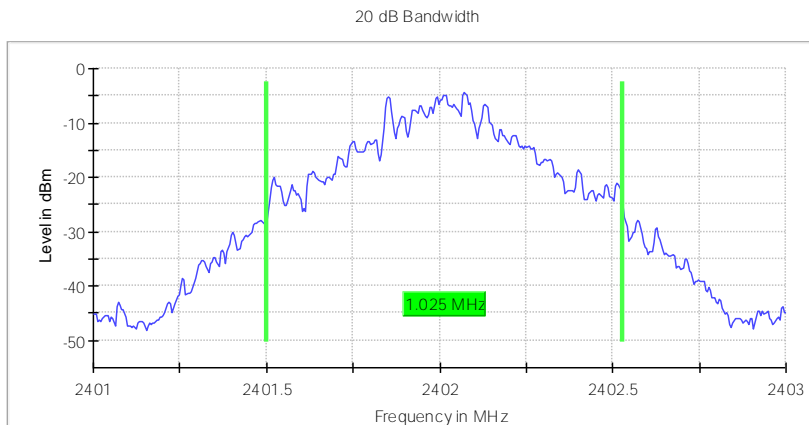
Test according to FCC title 47 part 15 §15.247(a), KDB 558074 D01 DTS Meas Guidance v04 and ANSI C63.10-2013

20 dB Bandwidth

DUT Frequency (MHz)	Bandwidth (MHz)	Limit Min (MHz)	Limit Max (MHz)	Band Edge Left (MHz)	Band Edge Right (MHz)
2402.000000	1.025000	---	---	2401.502500	2402.527500

(continuation of the "20 dB Bandwidth" table from column 6 ...)

DUT Frequency (MHz)	Max Level (dBm)	Result
2402.000000	-4.4	PASS



Measurement

Setting	Instrument Value	Target Value
Start Frequency	2.40100 GHz	2.40100 GHz
Stop Frequency	2.40300 GHz	2.40300 GHz
Span	2.000 MHz	2.000 MHz
RBW	10.000 kHz	>= 10.000 kHz
VBW	30.000 kHz	>= 30.000 kHz
SweepPoints	400	~ 400
SweepTime	189.648 µs	AUTO
Reference Level	0.000 dBm	0.000 dBm
Attenuation	20.000 dB	AUTO
Detector	MaxPeak	MaxPeak
SweepCount	200	200
Filter	3 dB	3 dB
Trace Mode	Max Hold	Max Hold
SweepType	FFT	AUTO
Preamp	off	off
Stablemode	Trace	Trace
Stablevalue	0.50 dB	0.50 dB
Run	9 / max. 150	max. 150
Stable	5 / 5	5
Max Stable Difference	0.13 dB	0.50 dB

Emission Bandwidth 20 dB (2441 MHz; 10.000 dBm; 1 MHz; Test Mode)

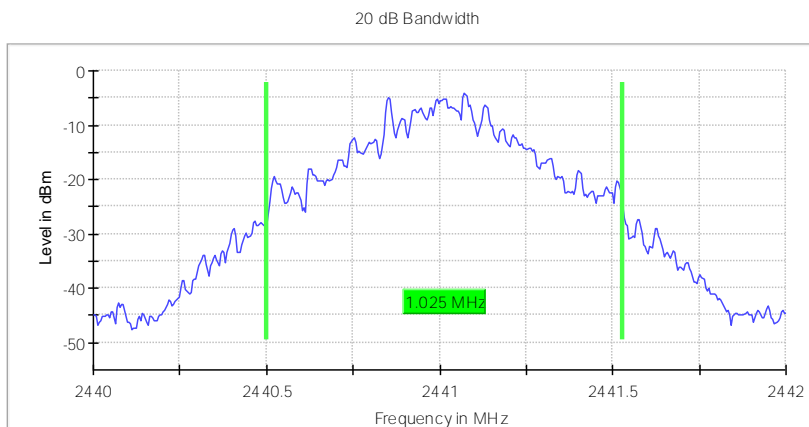
Test according to FCC title 47 part 15 §15.247(a), KDB 558074 D01 DTS Meas Guidance v04 and ANSI C63.10-2013

20 dB Bandwidth

DUT Frequency (MHz)	Bandwidth (MHz)	Limit Min (MHz)	Limit Max (MHz)	Band Edge Left (MHz)	Band Edge Right (MHz)
2441.000000	1.025000	---	---	2440.502500	2441.527500

(continuation of the "20 dB Bandwidth" table from column 6 ...)

DUT Frequency (MHz)	Max Level (dBm)	Result
2441.000000	-4.1	PASS



Measurement

Setting	Instrument Value	Target Value
Start Frequency	2.44000 GHz	2.44000 GHz
Stop Frequency	2.44200 GHz	2.44200 GHz
Span	2.000 MHz	2.000 MHz
RBW	10.000 kHz	>= 10.000 kHz
VBW	30.000 kHz	>= 30.000 kHz
SweepPoints	400	~ 400
SweepTime	189.648 µs	AUTO
Reference Level	0.000 dBm	0.000 dBm
Attenuation	20.000 dB	AUTO
Detector	MaxPeak	MaxPeak
SweepCount	200	200
Filter	3 dB	3 dB
Trace Mode	Max Hold	Max Hold
SweepType	FFT	AUTO
Preamp	off	off
Stablemode	Trace	Trace
Stablevalue	0.50 dB	0.50 dB
Run	8 / max. 150	max. 150
Stable	5 / 5	5
Max Stable Difference	0.07 dB	0.50 dB

Emission Bandwidth 20 dB (2480 MHz; 10.000 dBm; 1 MHz; Test Mode)

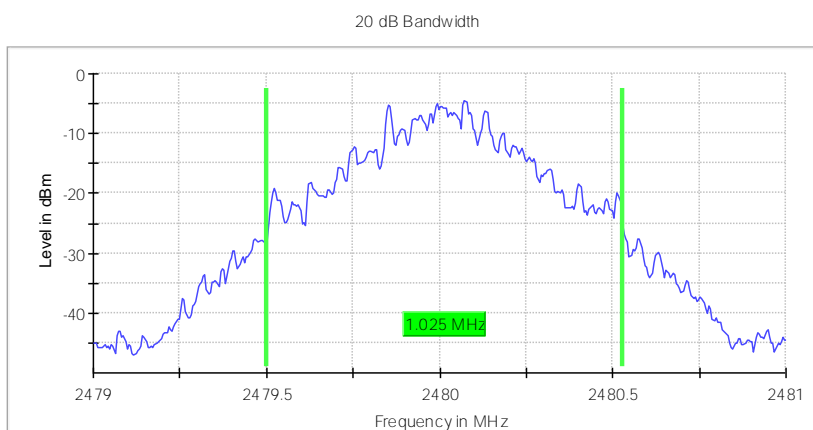
Test according to FCC title 47 part 15 §15.247(a), KDB 558074 D01 DTS Meas Guidance v04 and ANSI C63.10-2013

20 dB Bandwidth

DUT Frequency (MHz)	Bandwidth (MHz)	Limit Min (MHz)	Limit Max (MHz)	Band Edge Left (MHz)	Band Edge Right (MHz)
2480.000000	1.025000	---	---	2479.502500	2480.527500

(continuation of the "20 dB Bandwidth" table from column 6 ...)

DUT Frequency (MHz)	Max Level (dBm)	Result
2480.000000	-4.4	PASS



Measurement

Setting	Instrument Value	Target Value
Start Frequency	2.47900 GHz	2.47900 GHz
Stop Frequency	2.48100 GHz	2.48100 GHz
Span	2.000 MHz	2.000 MHz
RBW	10.000 kHz	>= 10.000 kHz
VBW	30.000 kHz	>= 30.000 kHz
SweepPoints	400	~ 400
SweepTime	189.648 µs	AUTO
Reference Level	0.000 dBm	0.000 dBm
Attenuation	20.000 dB	AUTO
Detector	MaxPeak	MaxPeak
SweepCount	200	200
Filter	3 dB	3 dB
Trace Mode	Max Hold	Max Hold
SweepType	FFT	AUTO
Preamp	off	off
Stablemode	Trace	Trace
Stablevalue	0.50 dB	0.50 dB
Run	7 / max. 150	max. 150
Stable	5 / 5	5
Max Stable Difference	0.14 dB	0.50 dB

EDR mode (8DPSK)

Emission Bandwidth 20 dB (2402 MHz; 10.000 dBm; 1 MHz; Test Mode)

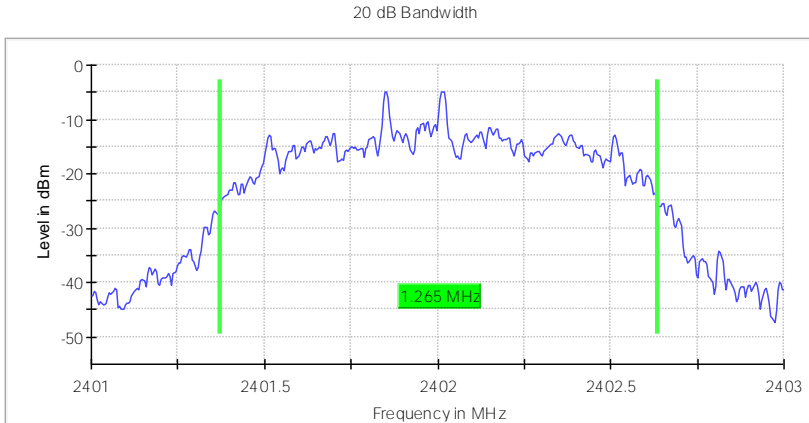
Test according to FCC title 47 part 15 §15.247(a), KDB 558074 D01 DTS Meas Guidance v04 and ANSI C63.10-2013

20 dB Bandwidth

DUT Frequency (MHz)	Bandwidth (MHz)	Limit Min (MHz)	Limit Max (MHz)	Band Edge Left (MHz)	Band Edge Right (MHz)
2402.000000	1.265000	---	---	2401.372500	2402.637500

(continuation of the "20 dB Bandwidth" table from column 6 ...)

DUT Frequency (MHz)	Max Level (dBm)	Result
2402.000000	-4.9	PASS



Measurement

Setting	Instrument Value	Target Value
Start Frequency	2.40100 GHz	2.40100 GHz
Stop Frequency	2.40300 GHz	2.40300 GHz
Span	2.000 MHz	2.000 MHz
RBW	10.000 kHz	>= 10.000 kHz
VBW	30.000 kHz	>= 30.000 kHz
SweepPoints	400	~ 400
SweepTime	189.648 µs	AUTO
Reference Level	0.000 dBm	0.000 dBm
Attenuation	20.000 dB	AUTO
Detector	MaxPeak	MaxPeak
SweepCount	200	200
Filter	3 dB	3 dB
Trace Mode	Max Hold	Max Hold
SweepType	FFT	AUTO
Preamp	off	off
Stablemode	Trace	Trace
Stablevalue	0.50 dB	0.50 dB
Run	8 / max. 150	max. 150
Stable	5 / 5	5
Max Stable Difference	0.09 dB	0.50 dB

Emission Bandwidth 20 dB (2441 MHz; 10.000 dBm; 1 MHz; Test Mode)

Test according to FCC title 47 part 15 §15.247(a), KDB 558074 D01 DTS Meas Guidance v04 and ANSI C63.10-2013

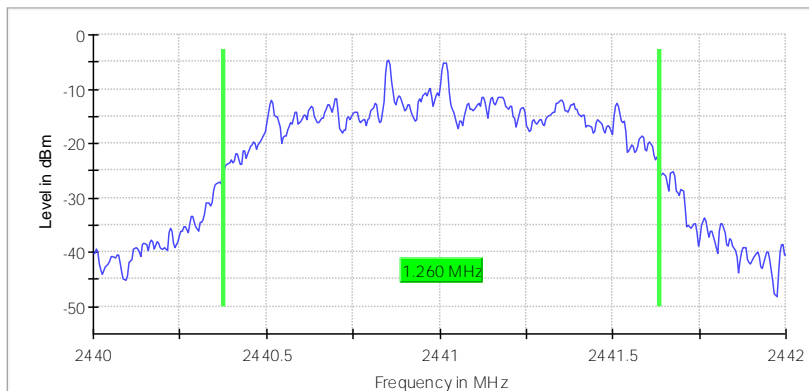
20 dB Bandwidth

DUT Frequency (MHz)	Bandwidth (MHz)	Limit Min (MHz)	Limit Max (MHz)	Band Edge Left (MHz)	Band Edge Right (MHz)
2441.000000	1.260000	---	---	2440.377500	2441.637500

(continuation of the "20 dB Bandwidth" table from column 6 ...)

DUT Frequency (MHz)	Max Level (dBm)	Result
2441.000000	-4.7	PASS

20 dB Bandwidth



Measurement

Setting	Instrument Value	Target Value
Start Frequency	2.44000 GHz	2.44000 GHz
Stop Frequency	2.44200 GHz	2.44200 GHz
Span	2.000 MHz	2.000 MHz
RBW	10.000 kHz	>= 10.000 kHz
VBW	30.000 kHz	>= 30.000 kHz
SweepPoints	400	~ 400
SweepTime	189.648 µs	AUTO
Reference Level	-10.000 dBm	-10.000 dBm
Attenuation	10.000 dB	AUTO
Detector	MaxPeak	MaxPeak
SweepCount	200	200
Filter	3 dB	3 dB
Trace Mode	Max Hold	Max Hold
SweepType	FFT	AUTO
Preamp	off	off
Stablemode	Trace	Trace
Stablevalue	0.50 dB	0.50 dB
Run	8 / max. 150	max. 150
Stable	5 / 5	5
Max Stable Difference	0.12 dB	0.50 dB

Emission Bandwidth 20 dB (2480 MHz; 10.000 dBm; 1 MHz; Test Mode)

Test according to FCC title 47 part 15 §15.247(a), KDB 558074 D01 DTS Meas Guidance v04 and ANSI C63.10-2013

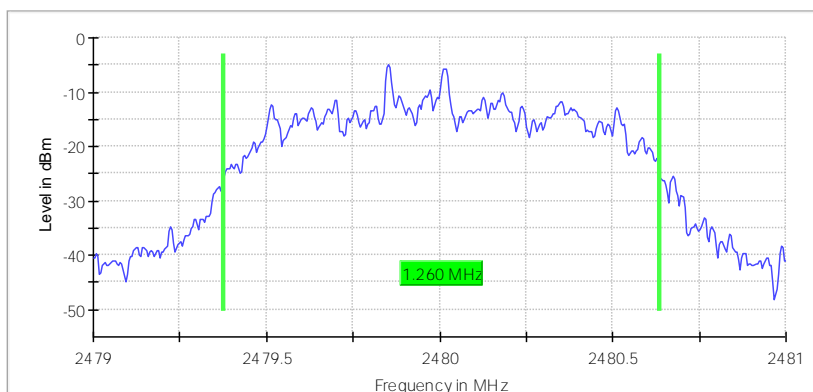
20 dB Bandwidth

DUT Frequency (MHz)	Bandwidth (MHz)	Limit Min (MHz)	Limit Max (MHz)	Band Edge Left (MHz)	Band Edge Right (MHz)
2480.000000	1.260000	---	---	2479.377500	2480.637500

(continuation of the "20 dB Bandwidth" table from column 6 ...)

DUT Frequency (MHz)	Max Level (dBm)	Result
2480.000000	-5.0	PASS

20 dB Bandwidth



Measurement

Setting	Instrument Value	Target Value
Start Frequency	2.47900 GHz	2.47900 GHz
Stop Frequency	2.48100 GHz	2.48100 GHz
Span	2.000 MHz	2.000 MHz
RBW	10.000 kHz	>= 10.000 kHz
VBW	30.000 kHz	>= 30.000 kHz
SweepPoints	400	~ 400
SweepTime	189.648 µs	AUTO
Reference Level	0.000 dBm	0.000 dBm
Attenuation	20.000 dB	AUTO
Detector	MaxPeak	MaxPeak
SweepCount	200	200
Filter	3 dB	3 dB
Trace Mode	Max Hold	Max Hold
SweepType	FFT	AUTO
Preamp	off	off
Stablemode	Trace	Trace
Stablevalue	0.50 dB	0.50 dB
Run	9 / max. 150	max. 150
Stable	5 / 5	5
Max Stable Difference	0.27 dB	0.50 dB

Appendix B.3: Test Results of Carrier Frequency Separation

BDR mode (GFSK)

Carrier Frequency Separation (2402 MHz; 10.000 dBm; 1 MHz)

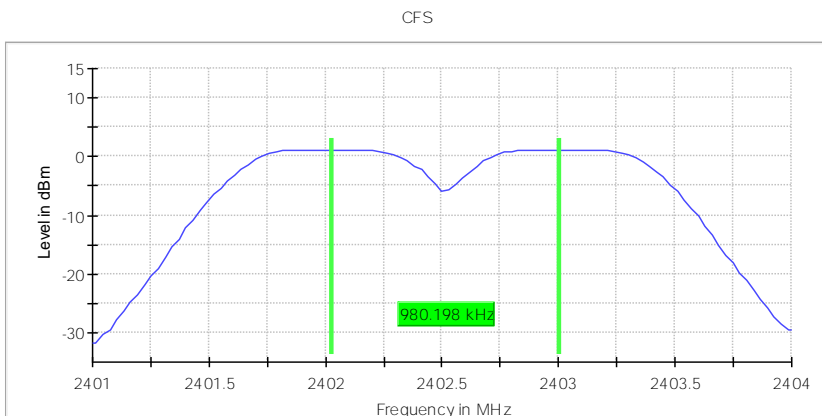
Test according to FCC title 47 part 15 §15.247(a), KDB 558074 D01 DTS Meas Guidance v04 and ANSI C63.10-2013

Result

DUT Frequency (MHz)	Frequency Separation (MHz)	Limit Min (MHz)	Limit Max (MHz)	Center Frequency low Channel (MHz)	Center Frequency high Channel (MHz)
2402.000000	0.980198	0.683333	---	2402.024752	2403.004950

(continuation of the "Result" table from column 6 ...)

DUT Frequency (MHz)	Result
2402.000000	PASS



Measurement

Setting	Instrument Value	Target Value
Start Frequency	2.40100 GHz	2.40100 GHz
Stop Frequency	2.40400 GHz	2.40400 GHz
Span	3.000 MHz	3.000 MHz
RBW	300.000 kHz	<= 300.000 kHz
VBW	300.000 kHz	>= 300.000 kHz
SweepPoints	101	~ 10
SweepTime	1.000 ms	AUTO
Reference Level	0.000 dBm	0.000 dBm
Attenuation	20.000 dB	AUTO
Detector	MaxPeak	MaxPeak
SweepCount	200	200
Filter	3 dB	3 dB
Trace Mode	Max Hold	Max Hold
SweepType	Sweep	Sweep
Preamp	off	off
Stablemode	Trace	Trace
Stablevalue	0.50 dB	0.50 dB
Run	15 / max. 150	max. 150
Stable	10 / 10	10
Max Stable Difference	0.16 dB	0.50 dB

Carrier Frequency Separation (2441 MHz; 10.000 dBm; 1 MHz)

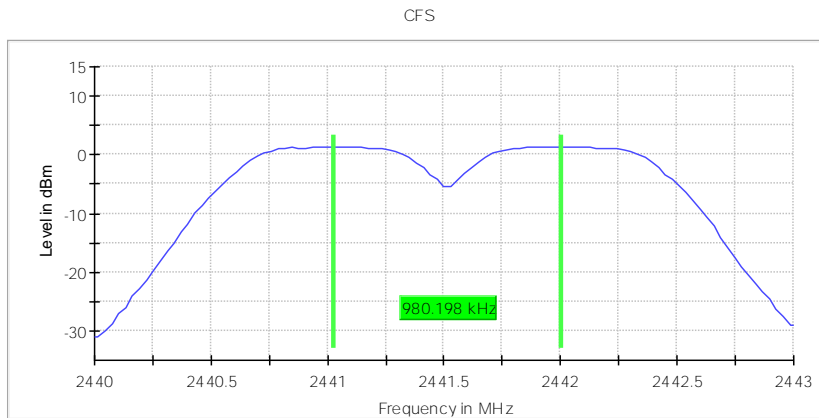
Test according to FCC title 47 part 15 §15.247(a), KDB 558074 D01 DTS Meas Guidance v04 and ANSI C63.10-2013

Result

DUT Frequency (MHz)	Frequency Separation (MHz)	Limit Min (MHz)	Limit Max (MHz)	Center Frequency low Channel (MHz)	Center Frequency high Channel (MHz)
2441.000000	0.980198	0.683333	---	2441.024752	2442.004950

(continuation of the "Result" table from column 6 ...)

DUT Frequency (MHz)	Result
2441.000000	PASS



Measurement

Setting	Instrument Value	Target Value
Start Frequency	2.44000 GHz	2.44000 GHz
Stop Frequency	2.44300 GHz	2.44300 GHz
Span	3.000 MHz	3.000 MHz
RBW	300.000 kHz	<= 300.000 kHz
VBW	300.000 kHz	>= 300.000 kHz
SweepPoints	101	~ 10
Sweeptime	1.000 ms	AUTO
Reference Level	0.000 dBm	0.000 dBm
Attenuation	20.000 dB	AUTO
Detector	MaxPeak	MaxPeak
SweepCount	200	200
Filter	3 dB	3 dB
Trace Mode	Max Hold	Max Hold
SweepType	Sweep	Sweep
Preamp	off	off
Stablemode	Trace	Trace
Stablevalue	0.50 dB	0.50 dB
Run	13 / max. 150	max. 150
Stable	10 / 10	10
Max Stable Difference	0.02 dB	0.50 dB

Carrier Frequency Separation (2480 MHz; 10.000 dBm; 1 MHz)

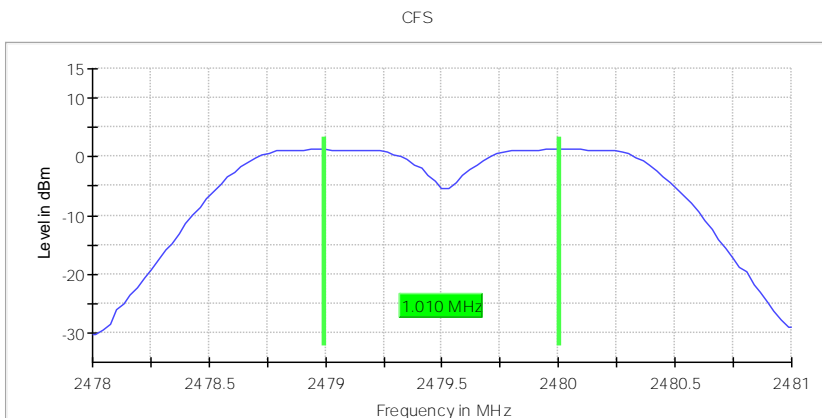
Test according to FCC title 47 part 15 §15.247(a), KDB 558074 D01 DTS Meas Guidance v04 and ANSI C63.10-2013

Result

DUT Frequency (MHz)	Frequency Separation (MHz)	Limit Min (MHz)	Limit Max (MHz)	Center Frequency low Channel (MHz)	Center Frequency high Channel (MHz)
2480.000000	1.009900	0.683333	---	2478.995050	2480.004950

(continuation of the "Result" table from column 6 ...)

DUT Frequency (MHz)	Result
2480.000000	PASS



Measurement

Setting	Instrument Value	Target Value
Start Frequency	2.47800 GHz	2.47800 GHz
Stop Frequency	2.48100 GHz	2.48100 GHz
Span	3.000 MHz	3.000 MHz
RBW	300.000 kHz	<= 300.000 kHz
VBW	300.000 kHz	>= 300.000 kHz
SweepPoints	101	~ 10
Sweeptime	1.000 ms	AUTO
Reference Level	0.000 dBm	0.000 dBm
Attenuation	20.000 dB	AUTO
Detector	MaxPeak	MaxPeak
SweepCount	200	200
Filter	3 dB	3 dB
Trace Mode	Max Hold	Max Hold
SweepType	Sweep	Sweep
Preamp	off	off
Stablemode	Trace	Trace
Stablevalue	0.50 dB	0.50 dB
Run	14 / max. 150	max. 150
Stable	10 / 10	10
Max Stable Difference	0.01 dB	0.50 dB

EDR mode (8DPSK)

Carrier Frequency Separation (2402 MHz; 10.000 dBm; 1 MHz)

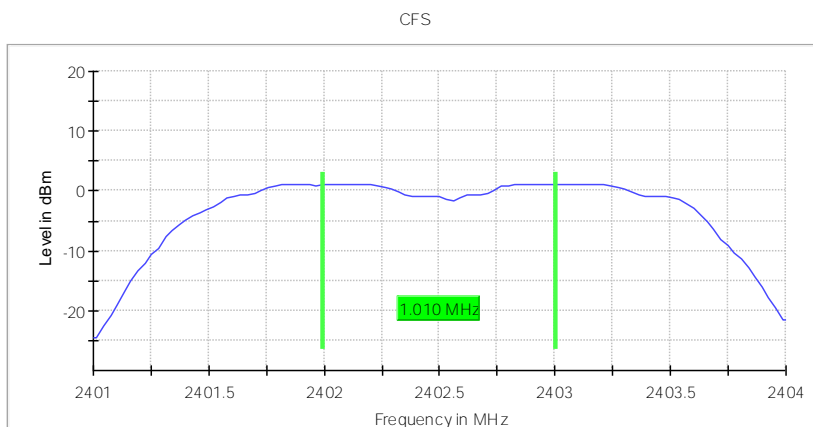
Test according to FCC title 47 part 15 §15.247(a), KDB 558074 D01 DTS Meas Guidance v04 and ANSI C63.10-2013

Result

DUT Frequency (MHz)	Frequency Separation (MHz)	Limit Min (MHz)	Limit Max (MHz)	Center Frequency low Channel (MHz)	Center Frequency high Channel (MHz)
2402.000000	1.009900	0.843333	---	2401.995050	2403.004950

(continuation of the "Result" table from column 6 ...)

DUT Frequency (MHz)	Result
2402.000000	PASS



Measurement

Setting	Instrument Value	Target Value
Start Frequency	2.40100 GHz	2.40100 GHz
Stop Frequency	2.40400 GHz	2.40400 GHz
Span	3.000 MHz	3.000 MHz
RBW	300.000 kHz	<= 300.000 kHz
VBW	300.000 kHz	>= 300.000 kHz
SweepPoints	101	~ 10
SweepTime	1.000 ms	AUTO
Reference Level	-10.000 dBm	-10.000 dBm
Attenuation	10.000 dB	AUTO
Detector	MaxPeak	MaxPeak
SweepCount	200	200
Filter	3 dB	3 dB
Trace Mode	Max Hold	Max Hold
Sweeptype	Sweep	Sweep
Preamp	off	off
Stablemode	Trace	Trace
Stablevalue	0.50 dB	0.50 dB
Run	16 / max. 150	max. 150
Stable	10 / 10	10
Max Stable Difference	0.02 dB	0.50 dB

Carrier Frequency Separation (2441 MHz; 10.000 dBm; 1 MHz)

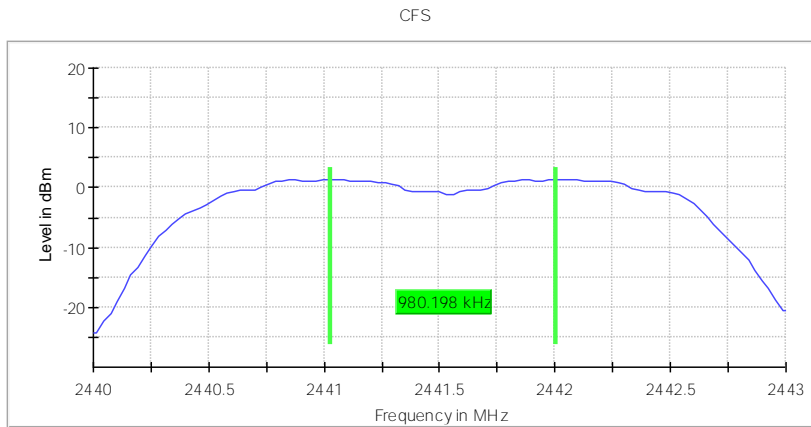
Test according to FCC title 47 part 15 §15.247(a), KDB 558074 D01 DTS Meas Guidance v04 and ANSI C63.10-2013

Result

DUT Frequency (MHz)	Frequency Separation (MHz)	Limit Min (MHz)	Limit Max (MHz)	Center Frequency low Channel (MHz)	Center Frequency high Channel (MHz)
2441.000000	0.980198	0.840000	---	2441.024752	2442.004950

(continuation of the "Result" table from column 6 ...)

DUT Frequency (MHz)	Result
2441.000000	PASS



Measurement

Setting	Instrument Value	Target Value
Start Frequency	2.44000 GHz	2.44000 GHz
Stop Frequency	2.44300 GHz	2.44300 GHz
Span	3.000 MHz	3.000 MHz
RBW	300.000 kHz	<= 300.000 kHz
VBW	300.000 kHz	>= 300.000 kHz
SweepPoints	101	~ 10
Sweeptime	1.000 ms	AUTO
Reference Level	-10.000 dBm	-10.000 dBm
Attenuation	10.000 dB	AUTO
Detector	MaxPeak	MaxPeak
SweepCount	200	200
Filter	3 dB	3 dB
Trace Mode	Max Hold	Max Hold
Sweeptype	Sweep	Sweep
Preamp	off	off
Stablemode	Trace	Trace
Stablevalue	0.50 dB	0.50 dB
Run	15 / max. 150	max. 150
Stable	10 / 10	10
Max Stable Difference	0.11 dB	0.50 dB

Carrier Frequency Separation (2480 MHz; 10.000 dBm; 1 MHz)

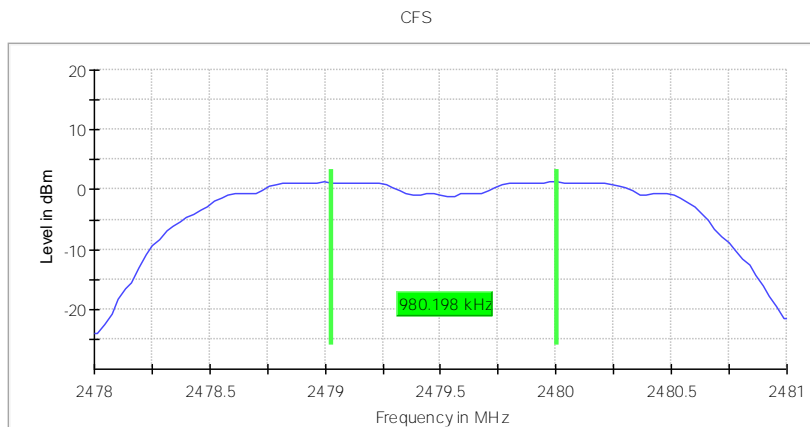
Test according to FCC title 47 part 15 §15.247(a), KDB 558074 D01 DTS Meas Guidance v04 and ANSI C63.10-2013

Result

DUT Frequency (MHz)	Frequency Separation (MHz)	Limit Min (MHz)	Limit Max (MHz)	Center Frequency low Channel (MHz)	Center Frequency high Channel (MHz)
2480.000000	0.980198	0.840000	---	2479.024752	2480.004950

(continuation of the "Result" table from column 6 ...)

DUT Frequency (MHz)	Result
2480.000000	PASS



Measurement

Setting	Instrument Value	Target Value
Start Frequency	2.47800 GHz	2.47800 GHz
Stop Frequency	2.48100 GHz	2.48100 GHz
Span	3.000 MHz	3.000 MHz
RBW	300.000 kHz	<= 300.000 kHz
VBW	300.000 kHz	>= 300.000 kHz
SweepPoints	101	~ 10
Sweeptime	1.000 ms	AUTO
Reference Level	-10.000 dBm	-10.000 dBm
Attenuation	10.000 dB	AUTO
Detector	MaxPeak	MaxPeak
SweepCount	200	200
Filter	3 dB	3 dB
Trace Mode	Max Hold	Max Hold
Sweeptype	Sweep	Sweep
Preamp	off	off
Stablemode	Trace	Trace
Stablevalue	0.50 dB	0.50 dB
Run	13 / max. 150	max. 150
Stable	10 / 10	10
Max Stable Difference	0.02 dB	0.50 dB

Appendix B.4: Test Results of Number of Hopping Frequency

BDR mode (GFSK)

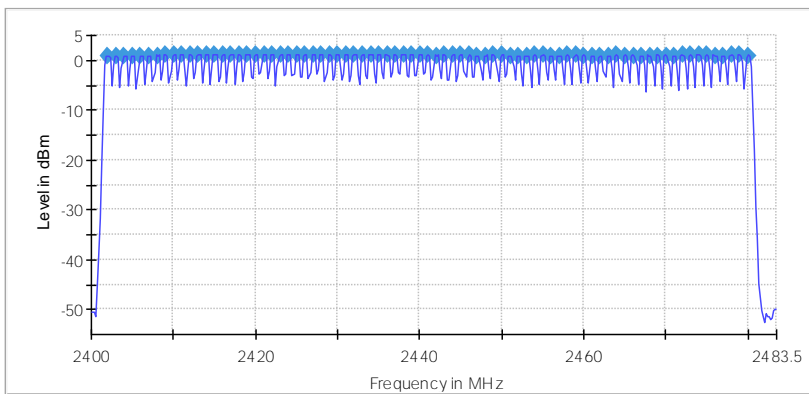
Hopping Frequencies (frequency independent; 10.000 dBm; 1 MHz)

Test according to FCC title 47 part 15 §15.247(a),(g), KDB 558074 D01 DTS Meas Guidance v04 and ANSI C63.10-2013

Channels

Channels	Limit Min	Limit Max	Result
79	15	--	PASS

Sequence



Measurement

Setting	Instrument Value	Target Value
Start Frequency	2.40000 GHz	2.40000 GHz
Stop Frequency	2.48350 GHz	2.48350 GHz
Span	83.500 MHz	83.500 MHz
RBW	200.000 kHz	<= 299.000 kHz
VBW	200.000 kHz	>= 200.000 kHz
SweepPoints	418	~ 418
SweepTime	1.060 ms	AUTO
Reference Level	0.000 dBm	0.000 dBm
Attenuation	20.000 dB	AUTO
Detector	MaxPeak	MaxPeak
SweepCount	100	100
Filter	3 dB	3 dB
Trace Mode	Max Hold	Max Hold
SweepType	Sweep	AUTO
Preamp	off	off
Stablemode	Trace	Trace
Stablevalue	0.50 dB	0.50 dB
Run	76 / max. 150	max. 150
Stable	3 / 3	3
Max Stable Difference	0.23 dB	0.50 dB

EDR mode (8DPSK)

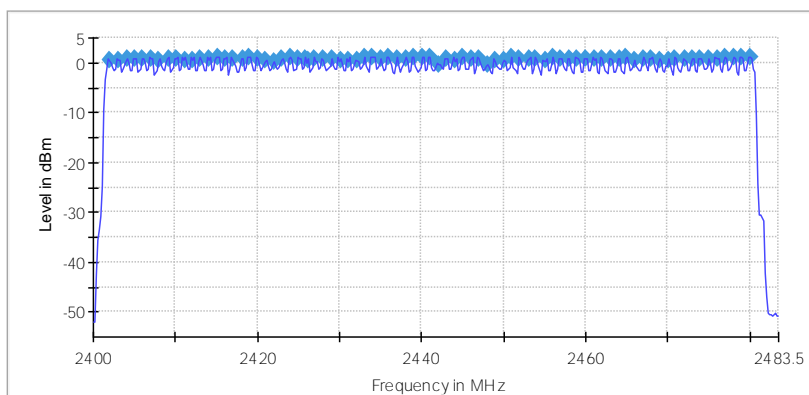
Hopping Frequencies (frequency independent; 10.000 dBm; 1 MHz)

Test according to FCC title 47 part 15 §15.247(a),(g), KDB 558074 D01 DTS Meas Guidance v04 and ANSI C63.10-2013

Channels

Channels	Limit Min	Limit Max	Result
80	15	---	PASS

Sequence



Measurement

Setting	Instrument Value	Target Value
Start Frequency	2.40000 GHz	2.40000 GHz
Stop Frequency	2.48350 GHz	2.48350 GHz
Span	83.500 MHz	83.500 MHz
RBW	200.000 kHz	<= 299.000 kHz
VBW	200.000 kHz	>= 200.000 kHz
SweepPoints	418	~ 418
Sweeptime	1.060 ms	AUTO
Reference Level	0.000 dBm	0.000 dBm
Attenuation	20.000 dB	AUTO
Detector	MaxPeak	MaxPeak
SweepCount	100	100
Filter	3 dB	3 dB
Trace Mode	Max Hold	Max Hold
SweepType	Sweep	AUTO
Preamp	off	off
Stablemode	Trace	Trace
Stablevalue	0.50 dB	0.50 dB
Run	127 / max. 150	max. 150
Stable	3 / 3	3
Max Stable Difference	0.20 dB	0.50 dB

Appendix B.5: Test Results of Time of Occupancy

BDR mode (GFSK)

Time of Channel Occupancy (2441 MHz; 10.000 dBm; 1 MHz)

Test according to FCC title 47 part 15 §15.247(a), KDB 558074 D01 DTS Meas Guidance v04 and ANSI C63.10-2013

Result

DUT Frequency (MHz)	Result	Number of Hops	Average time of occupancy (ms)	Threshold (dBm)
2441.000000	PASS	319	123.670	-10.0

Periode

Min (ms)	Max (ms)	Mean (ms)
7.500	192.490	98.766

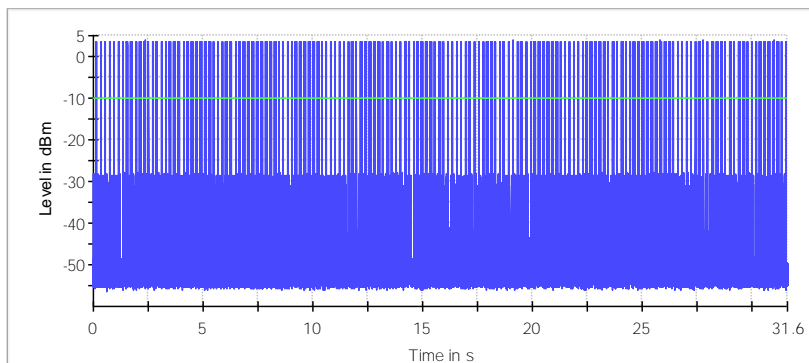
Transmit Time per Hop

Min (ms)	Max (ms)	Limit Max for Max (ms)	Limit Min for Max (ms)	Mean (ms)
0.38	0.39	400.000	0.000	0.386

DwellTime

Min (ms)	Max (ms)	Mean (ms)
0.38	0.39	0.386

Time of Channel Occupancy



— Trace — Threshold

Time of Channel Occupancy(2) (2441 MHz; 10.000 dBm; 1 MHz)

Test according to FCC title 47 part 15 §15.247(a), KDB 558074 D01 DTS Meas Guidance v04 and ANSI C63.10-2013

Result

DUT Frequency (MHz)	Result	Number of Hops	Average time of occupancy (ms)	Threshold (dBm)
2441.000000	PASS	164	271.030	-10.0

Periode

Min (ms)	Max (ms)	Mean (ms)
7.500	777.470	190.469

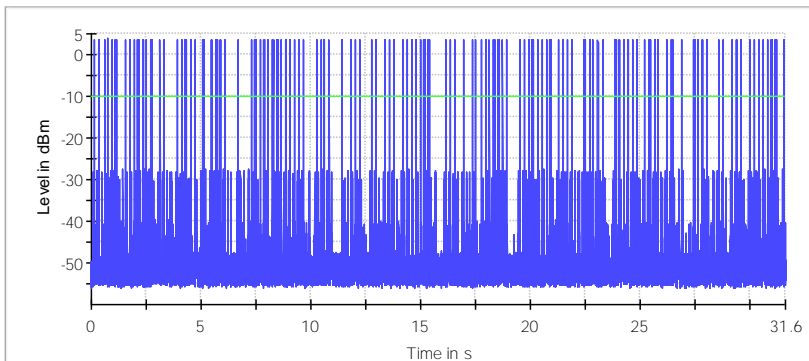
Transmit Time per Hop

Min (ms)	Max (ms)	Limit Max for Max (ms)	Limit Min for Max (ms)	Mean (ms)
1.640	1.650	400.000	0.000	1.643

DwellTime

Min (ms)	Max (ms)	Mean (ms)
1.640	1.650	1.643

Time of Channel Occupancy(2)



— Trace — Threshold

Time of Channel Occupancy(3) (2441 MHz; 10.000 dBm; 1 MHz)

Test according to FCC title 47 part 15 §15.247(a), KDB 558074 D01 DTS Meas Guidance v04 and ANSI C63.10-2013

Result

DUT Frequency (MHz)	Result	Number of Hops	Average time of occupancy (ms)	Threshold (dBm)
2441.000000	PASS	99	289.060	-10.0

Periode

Min (ms)	Max (ms)	Mean (ms)
7.500	1544.950	312.350

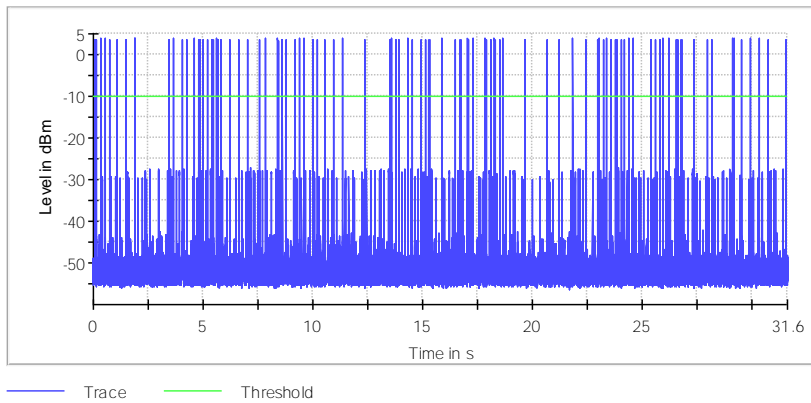
Transmit Time per Hop

Min (ms)	Max (ms)	Limit Max for Max (ms)	Limit Min for Max (ms)	Mean (ms)
2.890	2.900	400.000	0.000	2.891

DwellTime

Min (ms)	Max (ms)	Mean (ms)
2.890	2.900	2.891

Time of Channel Occupancy(3)



EDR mode (8DPSK)

Time of Channel Occupancy (2441 MHz; 10.000 dBm; 1 MHz)

Test according to FCC title 47 part 15 §15.247(a), KDB 558074 D01 DTS Meas Guidance v04 and ANSI C63.10-2013

Result

DUT Frequency (MHz)	Result	Number of Hops	Average time of occupancy (ms)	Threshold (dBm)
2441.000000	PASS	317	126.180	-10.0

Periode

Min (ms)	Max (ms)	Mean (ms)
7.500	196.250	99.360

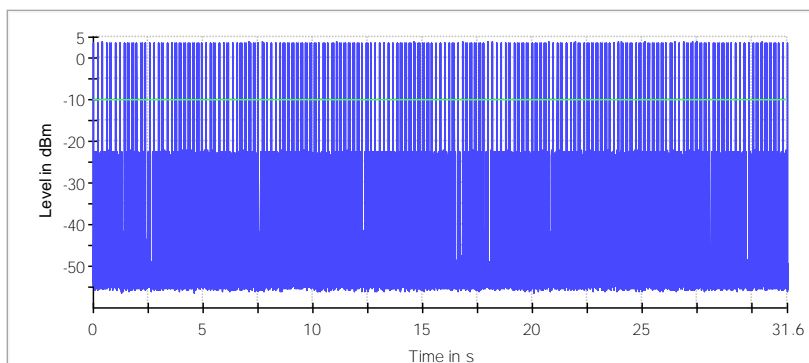
Transmit Time per Hop

Min (ms)	Max (ms)	Limit Max for Max (ms)	Limit Min for Max (ms)	Mean (ms)
0.37	0.77	400.000	0.000	0.397

DwellTime

Min (ms)	Max (ms)	Mean (ms)
0.39	1.640	0.405

Time of Channel Occupancy



— Trace — Threshold

Time of Channel Occupancy(2) (2441 MHz; 10.000 dBm; 1 MHz)

Test according to FCC title 47 part 15 §15.247(a), KDB 558074 D01 DTS Meas Guidance v04 and ANSI C63.10-2013

Result

DUT Frequency (MHz)	Result	Number of Hops	Average time of occupancy (ms)	Threshold (dBm)
2441.000000	PASS	163	267.280	-10.0

Periode

Min (ms)	Max (ms)	Mean (ms)
7.500	629.980	192.710

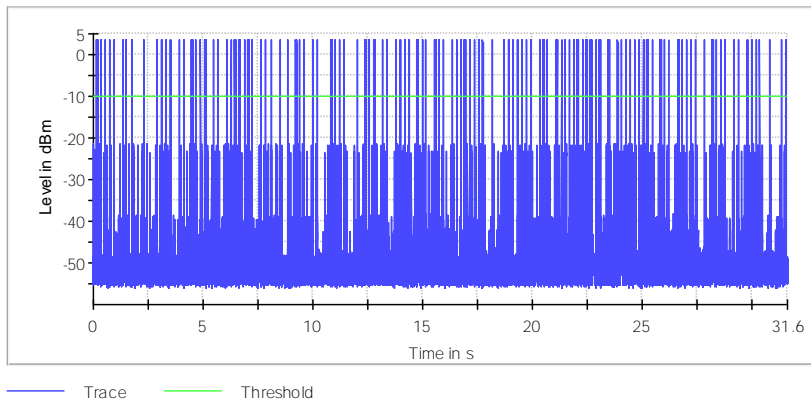
Transmit Time per Hop

Min (ms)	Max (ms)	Limit Max for Max (ms)	Limit Min for Max (ms)	Mean (ms)
1.600	1.650	400.000	0.000	1.630

DwellTime

Min (ms)	Max (ms)	Mean (ms)
1.640	1.650	1.647

Time of Channel Occupancy(2)



Time of Channel Occupancy(3) (2441 MHz; 10.000 dBm; 1 MHz)

Test according to FCC title 47 part 15 §15.247(a), KDB 558074 D01 DTS Meas Guidance v04 and ANSI C63.10-2013

Result

DUT Frequency (MHz)	Result	Number of Hops	Average time of occupancy (ms)	Threshold (dBm)
2441.000000	PASS	90	258.300	-10.0

Periode

Min (ms)	Max (ms)	Mean (ms)
14.990	1972.430	339.217

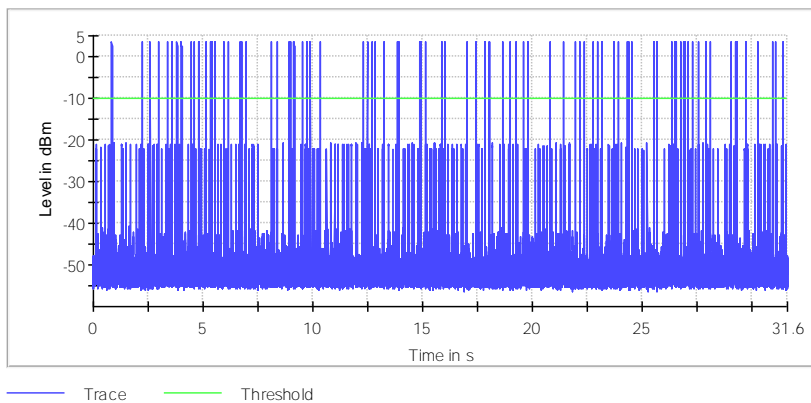
Transmit Time per Hop

Min (ms)	Max (ms)	Limit Max for Max (ms)	Limit Min for Max (ms)	Mean (ms)
2.800	2.880	400.000	0.000	2.838

DwellTime

Min (ms)	Max (ms)	Mean (ms)
2.890	2.900	2.899

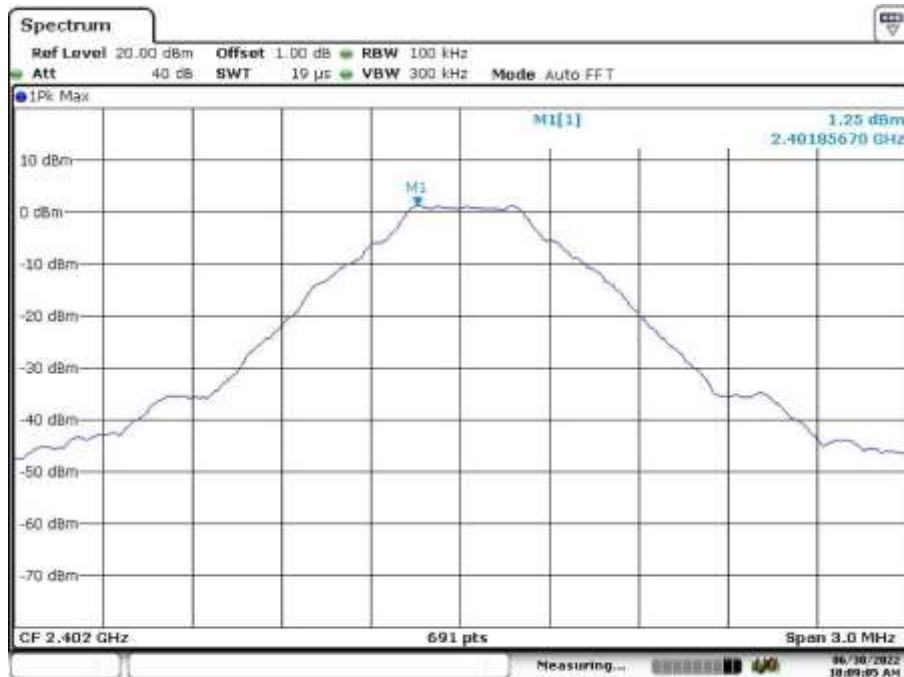
Time of Channel Occupancy(3)



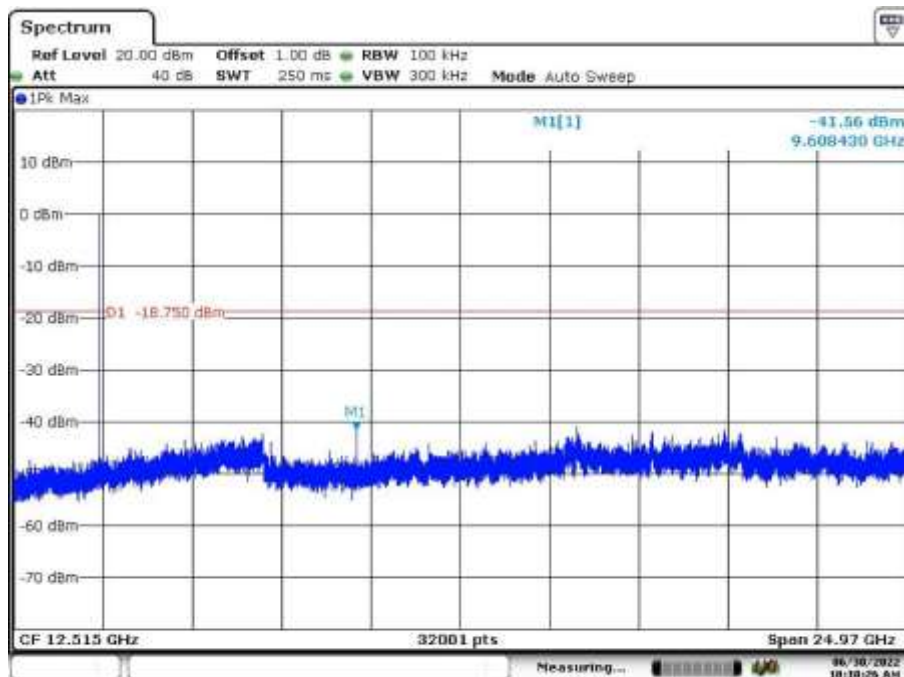
Appendix B.6: Test Results of Conducted Spurious Emissions Measured in 100 kHz Bandwidth

BDR mode (GFSK)

Low Channel

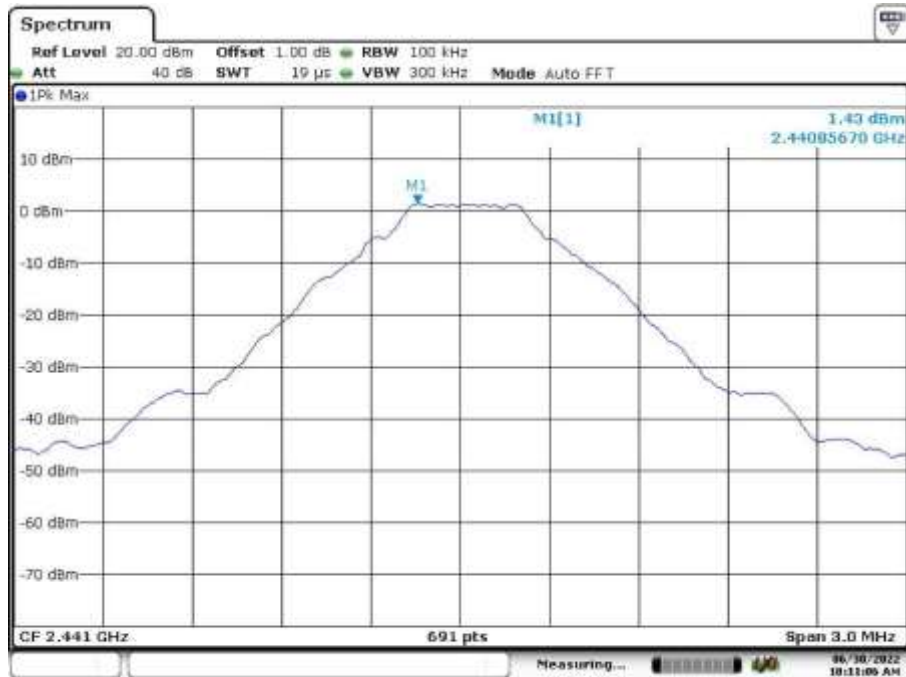


Date: 30 JUN 2022 10:09:05

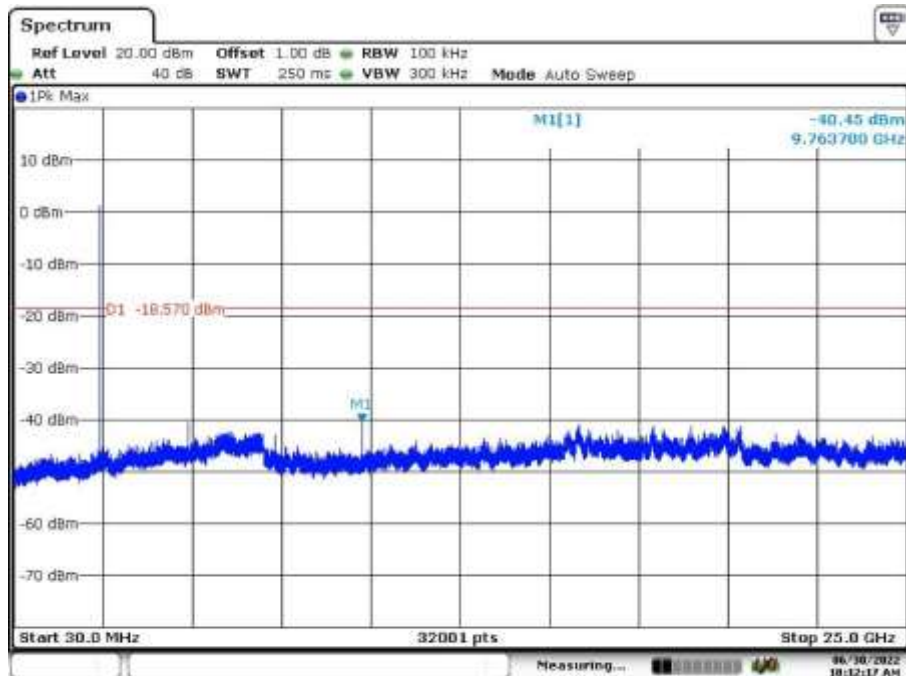


Date: 30 JUN 2022 10:10:27

Middle Channel



Date: 30.JUN.2022 10:11:07

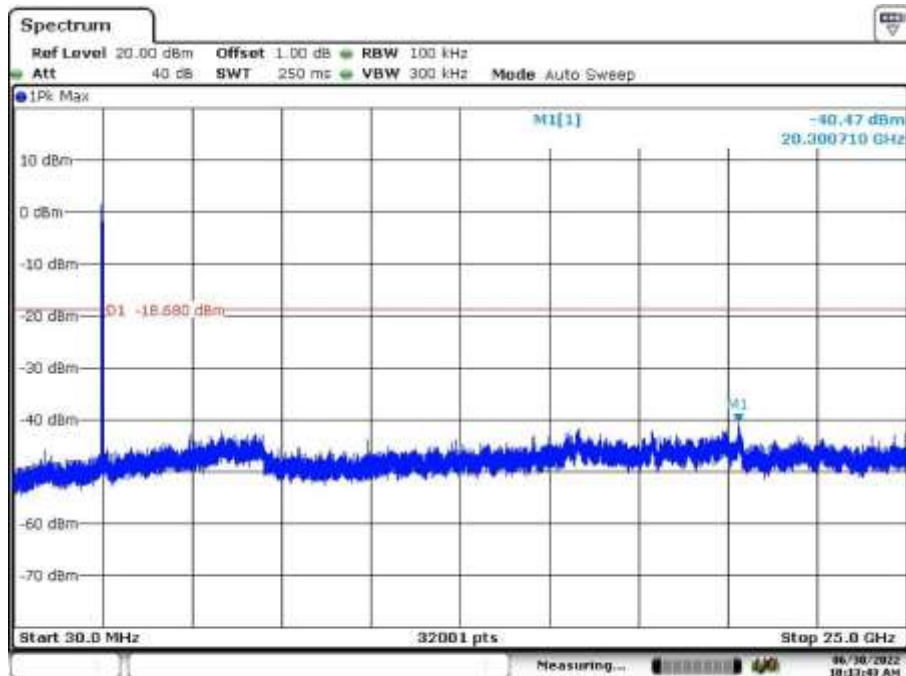


Date: 30.JUN.2022 10:12:18

High Channel

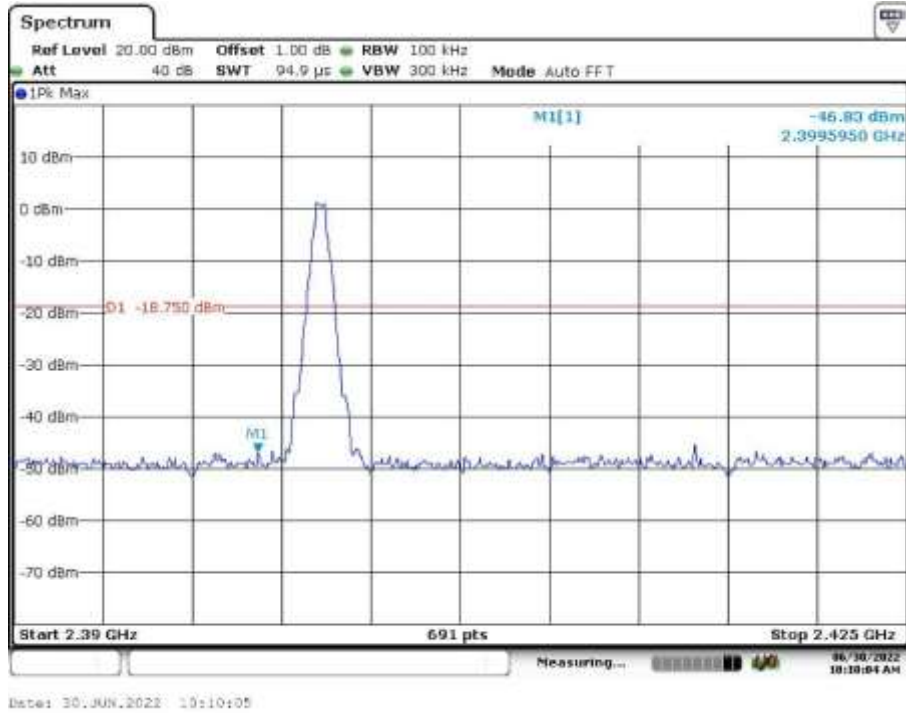


Date: 30.JUN.2022 10:12:44

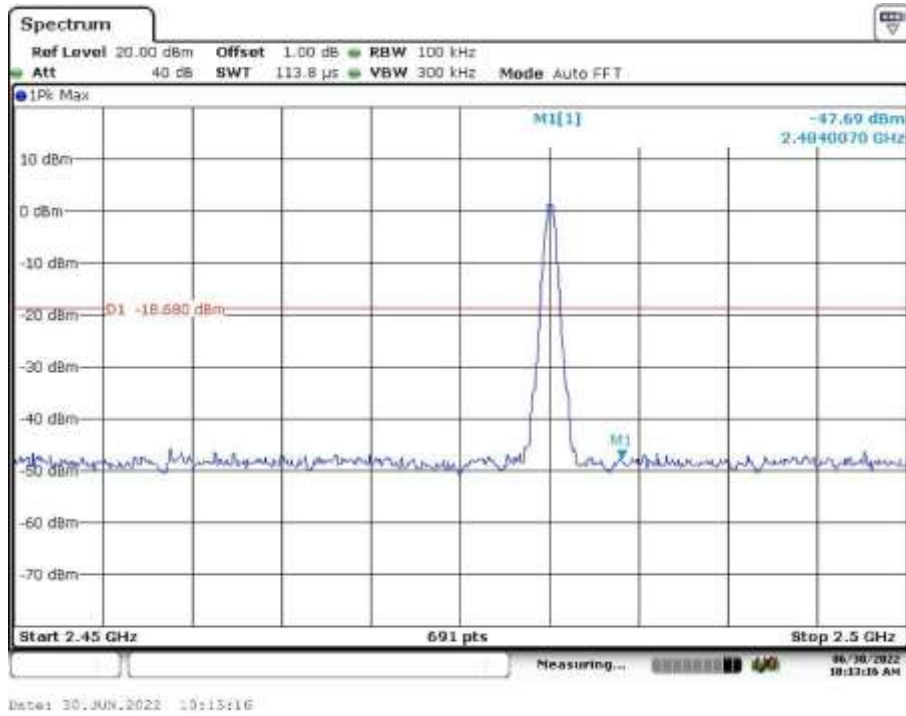


Date: 30.JUN.2022 10:13:44

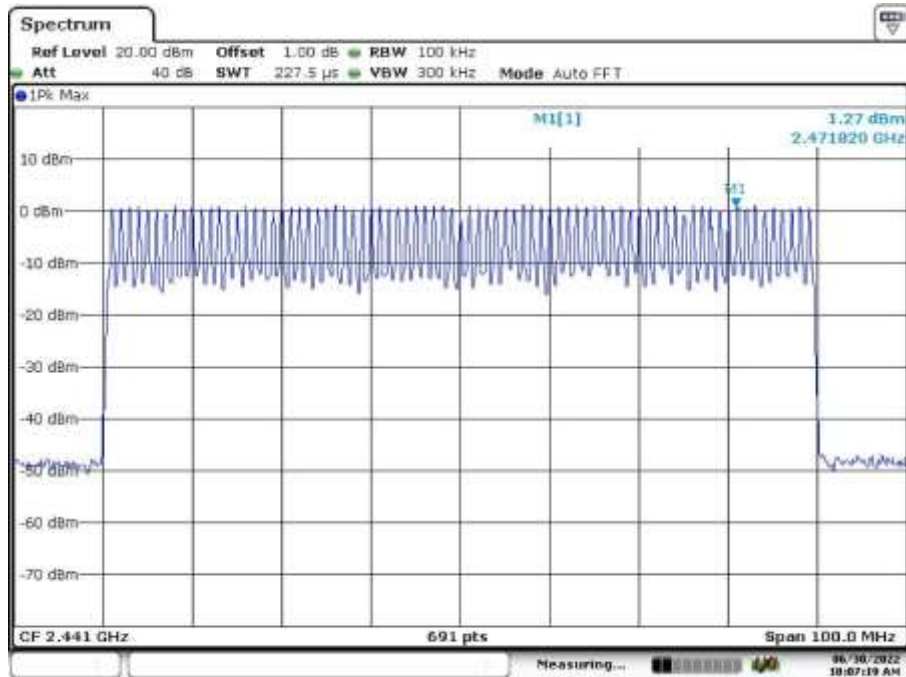
Band Edge, Low Channel



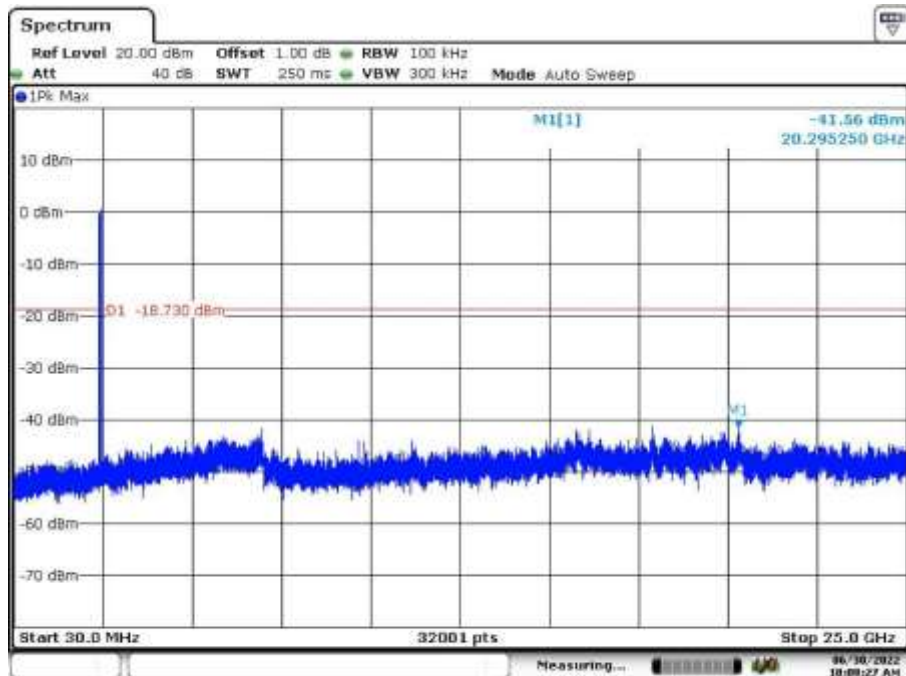
Band Edge, High Channel



Band Edge, Hopping Mode

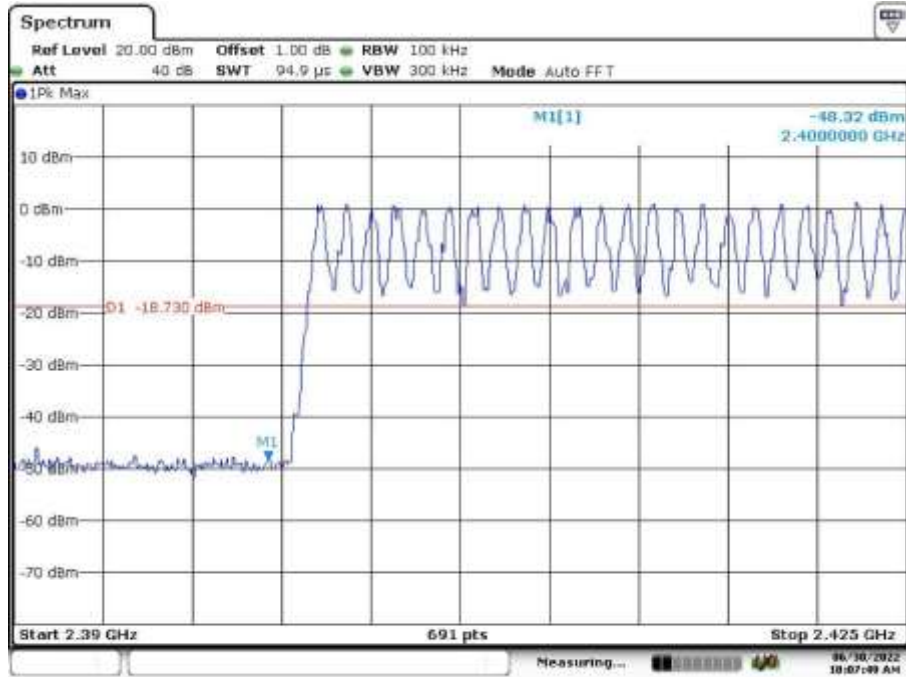


Date: 30.JUN.2022 10:07:20

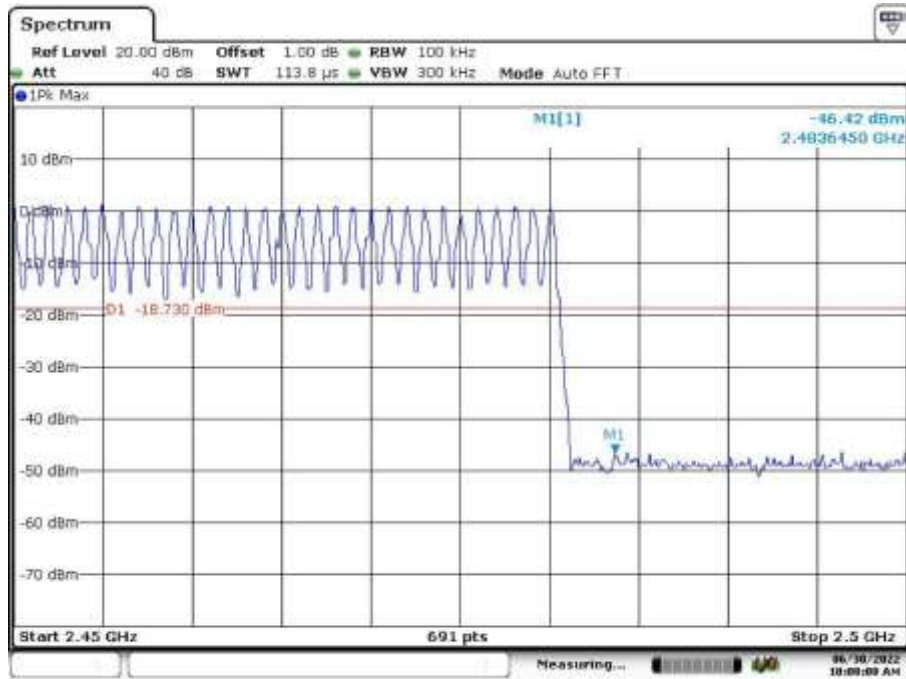


Date: 30.JUN.2022 10:08:28

Band Edge, Hopping Mode, Low Channel



Band Edge, Hopping Mode, High Channel

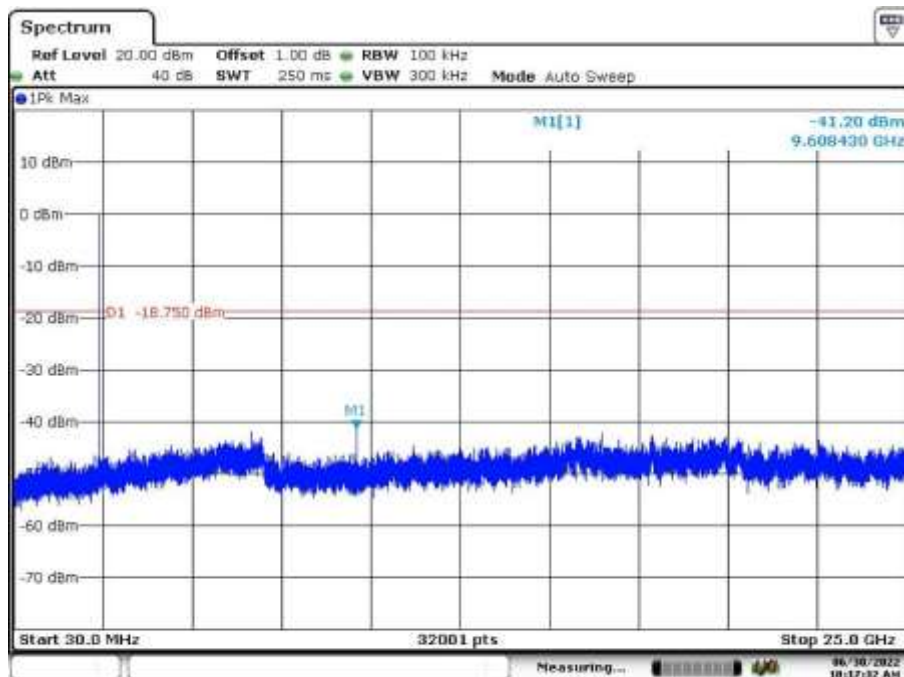


EDR mode (8DPSK)

Low Channel

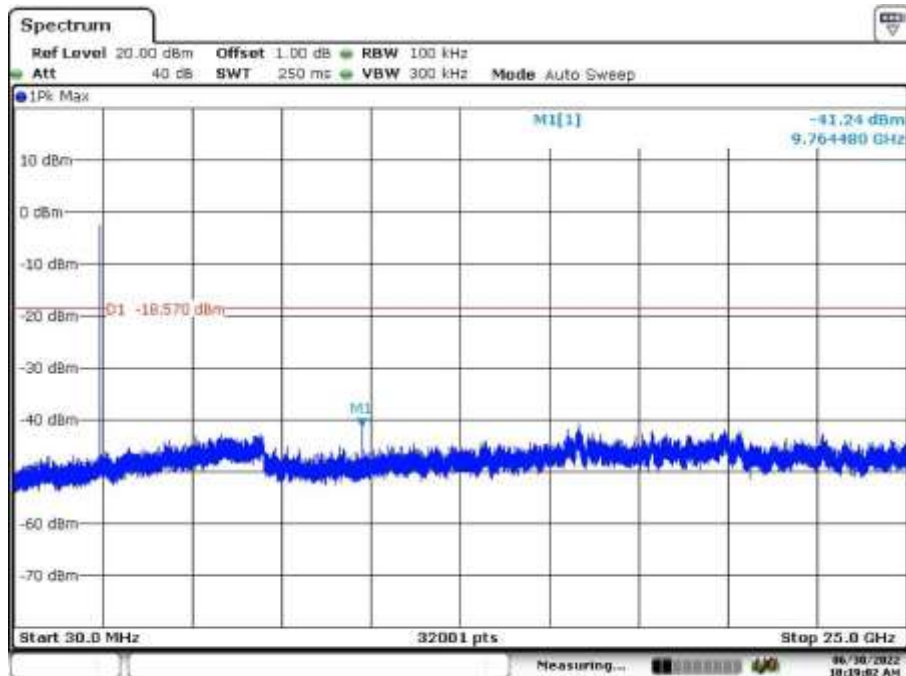


Date: 30.JUN.2022 10:16:44



Date: 30.JUN.2022 10:17:32

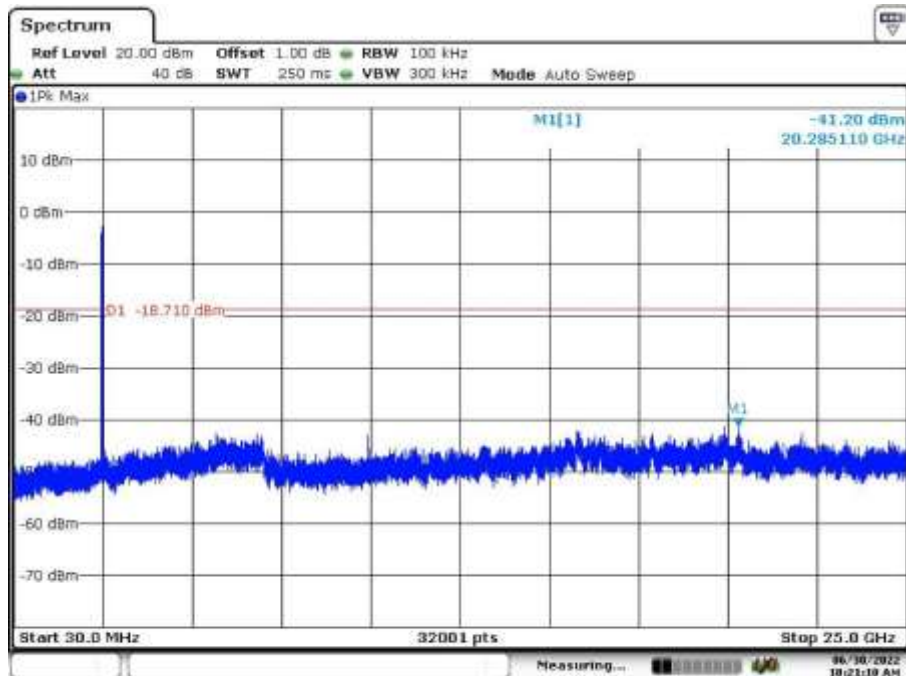
Middle Channel



High Channel

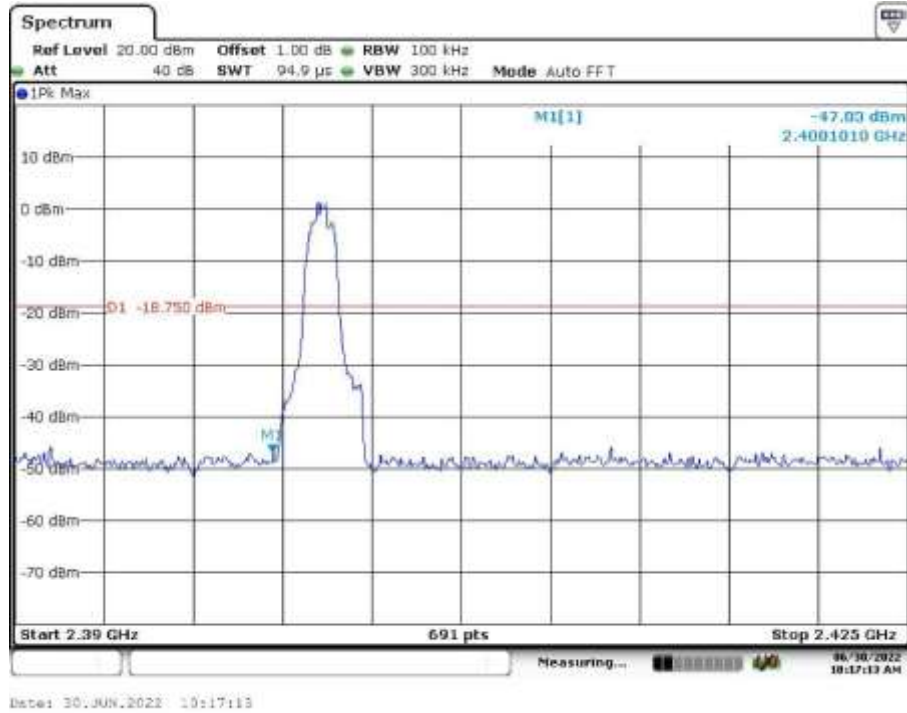


Date: 30.JUN.2022 10:20:19

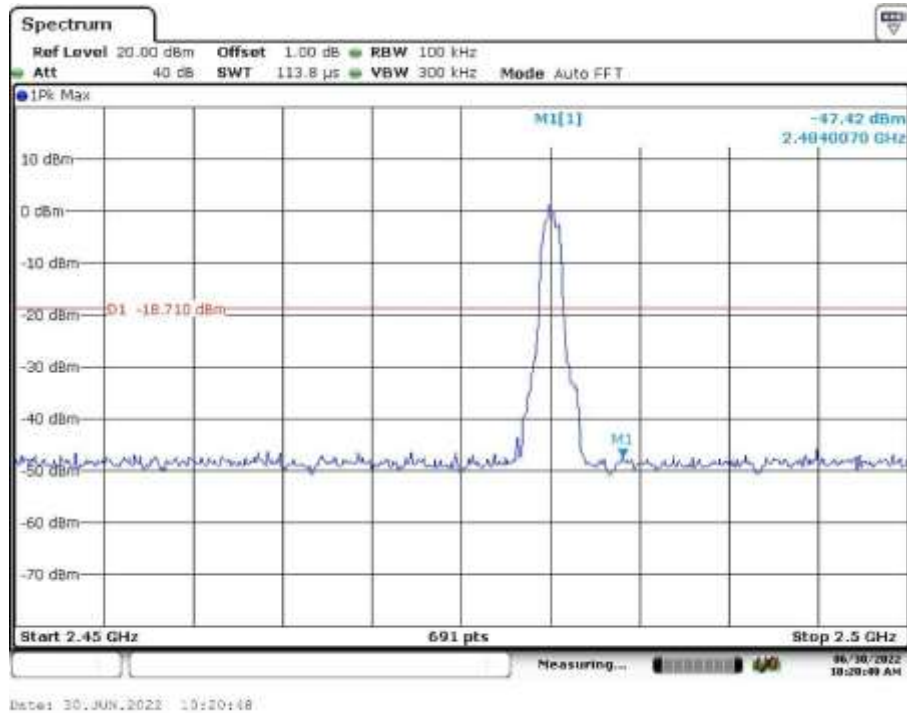


Date: 30.JUN.2022 10:21:19

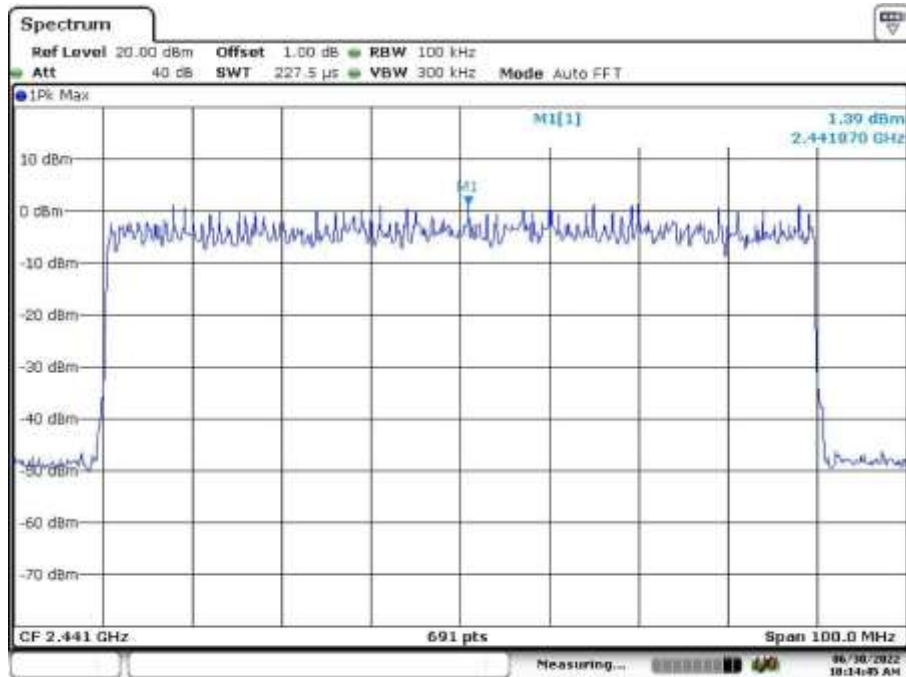
Band Edge, Low Channel



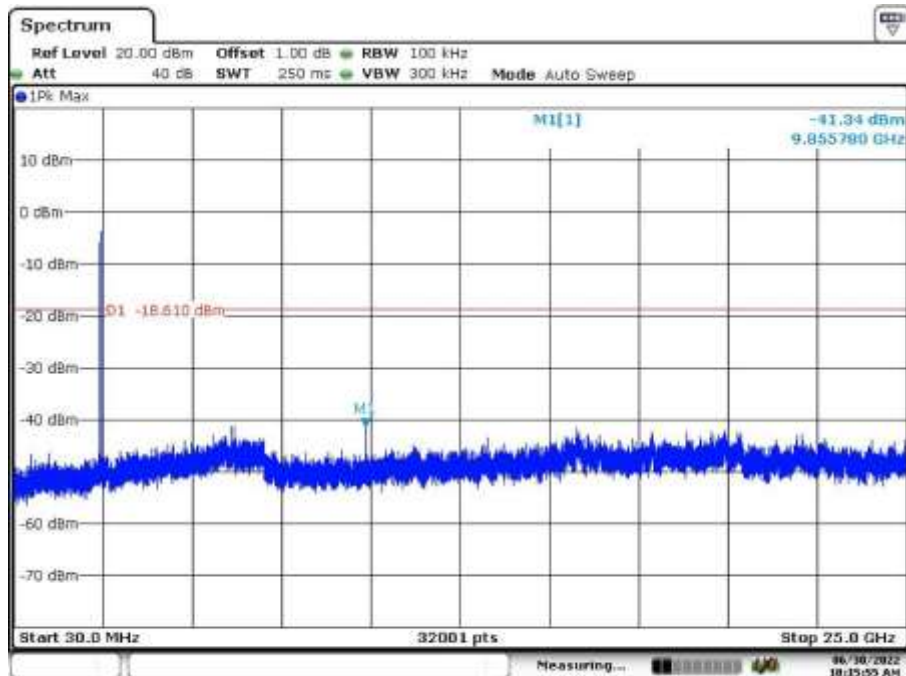
Band Edge, High Channel



Band Edge, Hopping Mode

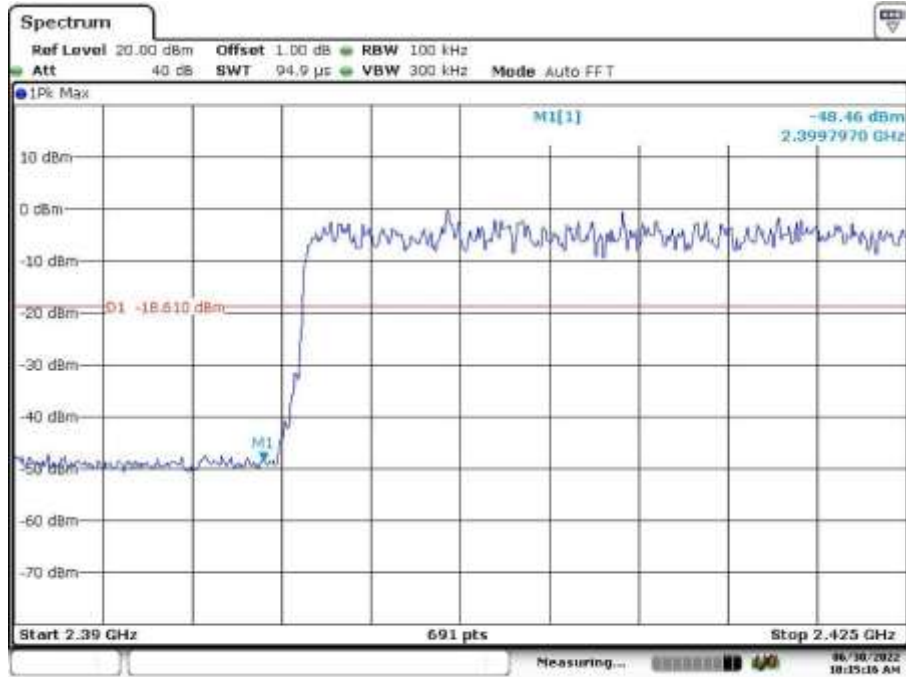


Date: 30.JUN.2022 10:14:46

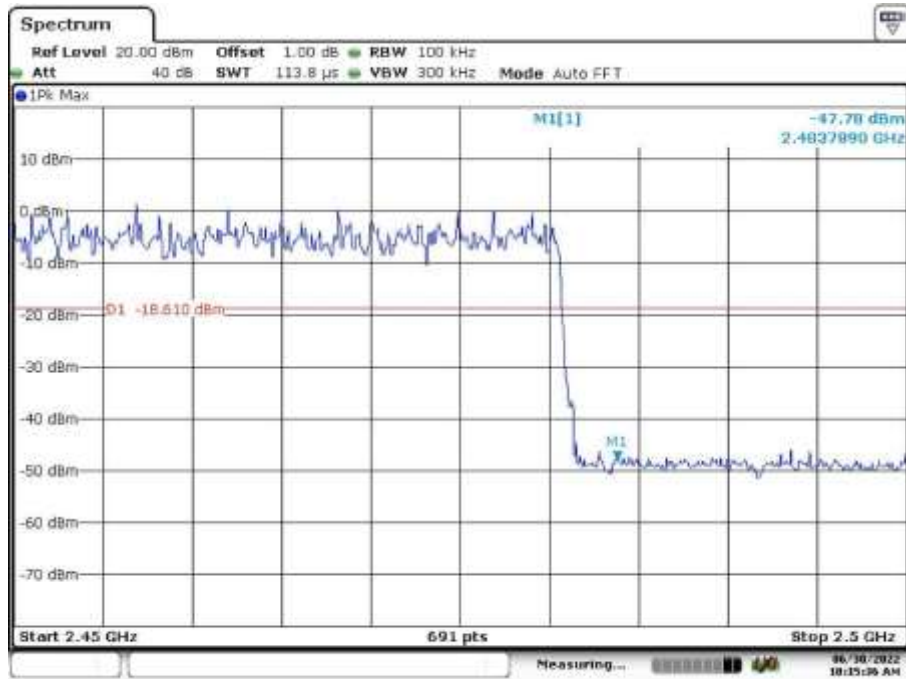


Date: 30.JUN.2022 10:15:55

Band Edge, Hopping Mode, Low Channel

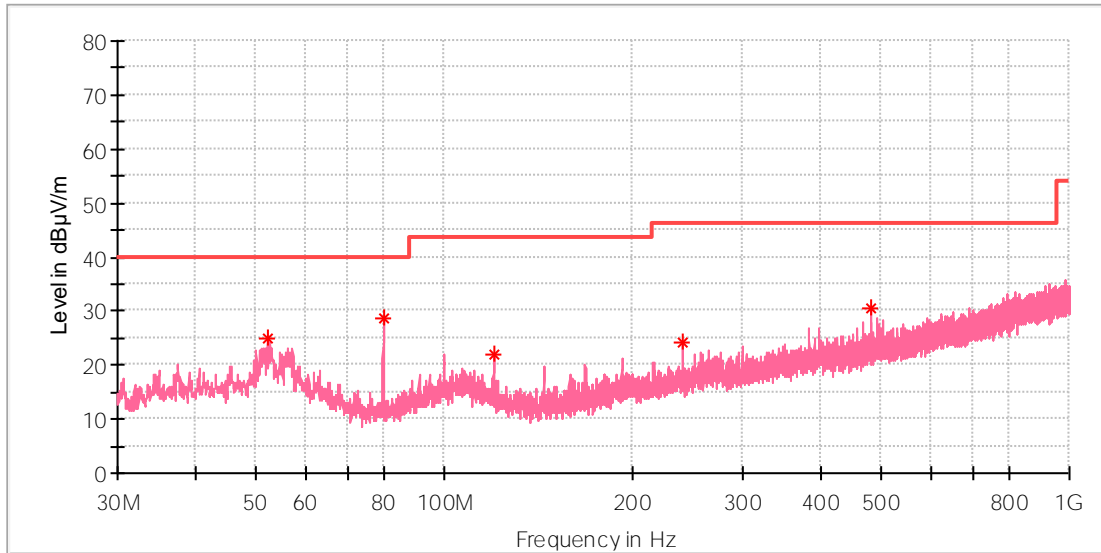


Band Edge, Hopping Mode, High Channel



EUT Information

EUT Name: 24/7 TRUE WIRELESS EARBUD
 Model: EBT1-21044
 Test Mode: BR_DH5_Low channel
 Order No/Sample No: 168373692/A003270735-022
 Test Voltage: Battery
 Remark: Temp 22 Humi:55%
 Test Standard: FCC 15.247
 Tested By: Kei Zhang
 Reviewed By: Terry Yin



Critical Freqs

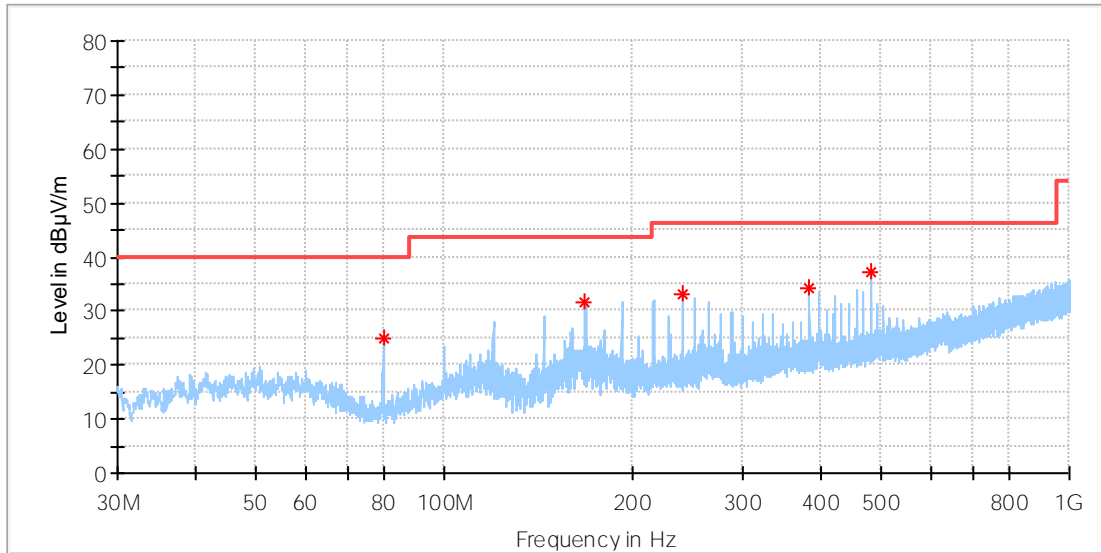
Frequency (MHz)	MaxPeak (dBµV/m)	Limit (dBµV/m)	Margin (dB)	Height (cm)	Pol	Azimuth (deg)	Corr. (dB/m)
52.067500	25.05	40.00	14.95	100.0	V	107.0	-18.4
79.906500	28.69	40.00	11.31	100.0	V	15.0	-23.5
119.919000	22.13	43.50	21.37	100.0	V	36.0	-20.8
240.199000	24.31	46.00	21.69	100.0	V	49.0	-17.7
480.031500	30.38	46.00	15.62	100.0	V	120.0	-12.2

Final Result

Frequency (MHz)	QuasiPeak (dBµV/m)	Limit (dBµV/m)	Margin (dB)	Height (cm)	Pol	Azimuth (deg)	Corr. (dB/m)
---	---	---	---	---		---	---

EUT Information

EUT Name: 24/7 TRUE WIRELESS EARBUD
 Model: EBT1-21044
 Test Mode: BR_DH5_High channel
 Order No/Sample No: 168373692/A003270735-022
 Test Voltage: Battery
 Remark: Temp 22 Humi:55%
 Test Standard: FCC 15.247
 Tested By: Kei Zhang
 Reviewed By: Terry Yin



Critical Freqs

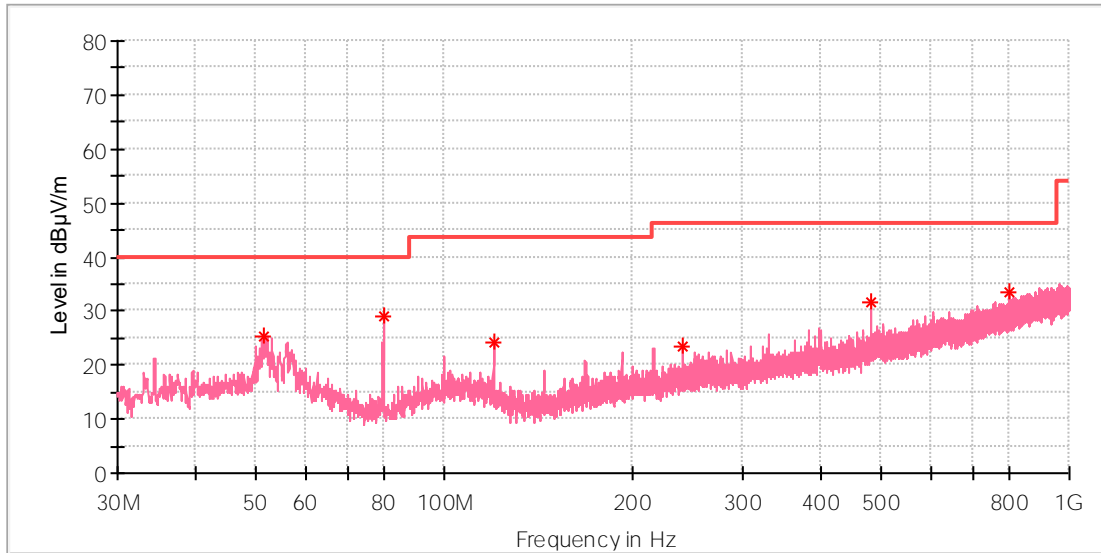
Frequency (MHz)	MaxPeak (dBµV/m)	Limit (dBµV/m)	Margin (dB)	Height (cm)	Pol	Azimuth (deg)	Corr. (dB/m)
79.906500	24.99	40.00	15.01	100.0	H	266.0	-23.5
168.128000	31.52	43.50	11.98	100.0	H	354.0	-21.3
240.199000	33.21	46.00	12.79	100.0	H	2.0	-17.7
384.341000	34.17	46.00	11.83	100.0	H	24.0	-14.1
480.031500	37.17	46.00	8.83	100.0	H	179.0	-12.2

Final Result

Frequency (MHz)	QuasiPeak (dBµV/m)	Limit (dBµV/m)	Margin (dB)	Height (cm)	Pol	Azimuth (deg)	Corr. (dB/m)
---	---	---	---	---		---	---

EUT Information

EUT Name: 24/7 TRUE WIRELESS EARBUD
 Model: EBT1-21044
 Test Mode: BR_DH5_High channel
 Order No/Sample No: 168373692/A003270735-022
 Test Voltage: Battery
 Remark: Temp 22 Humi:55%
 Test Standard: FCC 15.247
 Tested By: Kei Zhang
 Reviewed By: Terry Yin



Critical_Freqs

Frequency (MHz)	MaxPeak (dBµV/m)	Limit (dBµV/m)	Margin (dB)	Height (cm)	Pol	Azimuth (deg)	Corr. (dB/m)
51.582500	25.38	40.00	14.62	100.0	V	256.0	-18.3
79.955000	29.20	40.00	10.80	100.0	V	22.0	-23.5
119.919000	24.17	43.50	19.33	100.0	V	182.0	-20.8
240.199000	23.32	46.00	22.68	100.0	V	47.0	-17.7
479.983000	31.63	46.00	14.37	100.0	V	105.0	-12.2
799.792000	33.35	46.00	12.65	100.0	V	336.0	-6.4

Final_Result

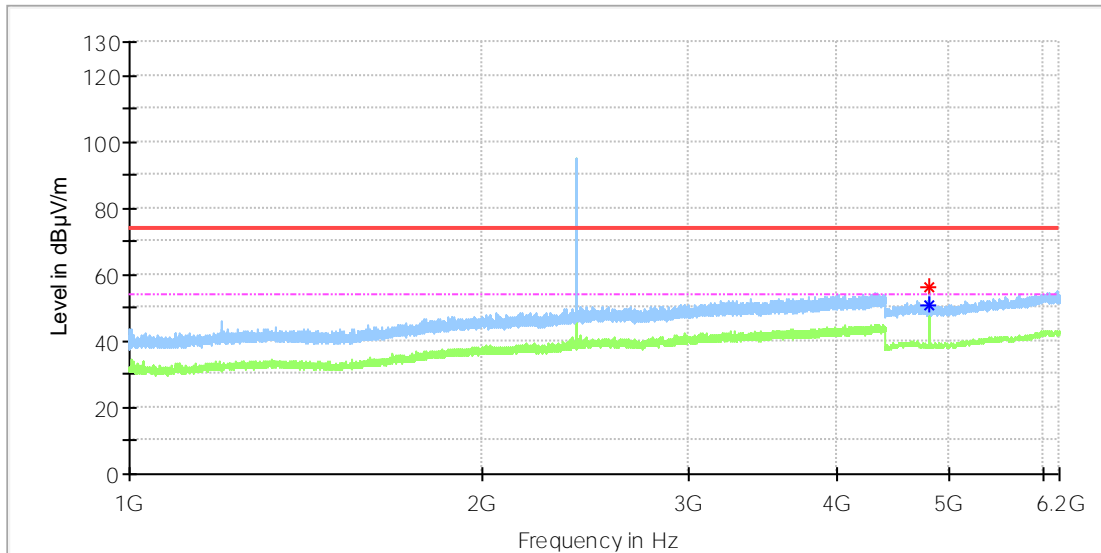
Frequency (MHz)	QuasiPeak (dBµV/m)	Limit (dBµV/m)	Margin (dB)	Height (cm)	Pol	Azimuth (deg)	Corr. (dB/m)
---	---	---	---	---		---	---

1GHz - 18GHz

Note: The highest waveform in the figure is Bluetooth Fundamental.

EUT Information

EUT Name: 24/7 TRUE WIRELESS EARBUD
 Model: EBT1-21044
 Test Mode: BR_DH5_Low channel
 Order No/Sample No: 168373692/A003270735-022
 Test Voltage: Battery
 Remark: Temp 22 Humi:55%
 Test Standard: FCC 15.247
 Tested By: Kei Zhang
 Reviewed By: Terry Yin



Critical Freqs

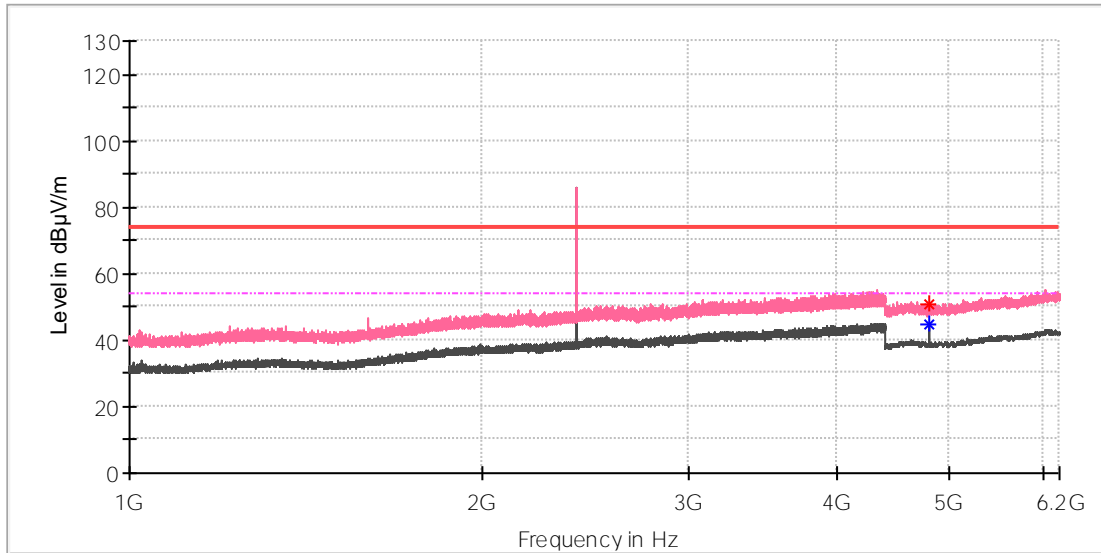
Frequency (MHz)	MaxPeak (dBµV/m)	Average (dBµV/m)	Limit (dBµV/m)	Margin (dB)	Height (cm)	Pol	Azimuth (deg)	Corr. (dB/m)
4803.500000	56.14	---	74.00	17.86	100.0	H	221.0	11.8
4804.000000	---	50.75	54.00	3.25	100.0	H	221.0	11.8

Final Result

Frequency (MHz)	MaxPeak (dBµV/m)	Limit (dBµV/m)	Margin (dB)	Height (cm)	Pol	Azimuth (deg)	Corr. (dB/m)
---	---	---	---	---		---	---

EUT Information

EUT Name: 24/7 TRUE WIRELESS EARBUD
 Model: EBT1-21044
 Test Mode: BR_DH5_Low channel
 Order No/Sample No: 168373692/A003270735-022
 Test Voltage: Battery
 Remark: Temp 22 Humi:55%
 Test Standard: FCC 15.247
 Tested By: Kei Zhang
 Reviewed By: Terry Yin



Critical_Freqs

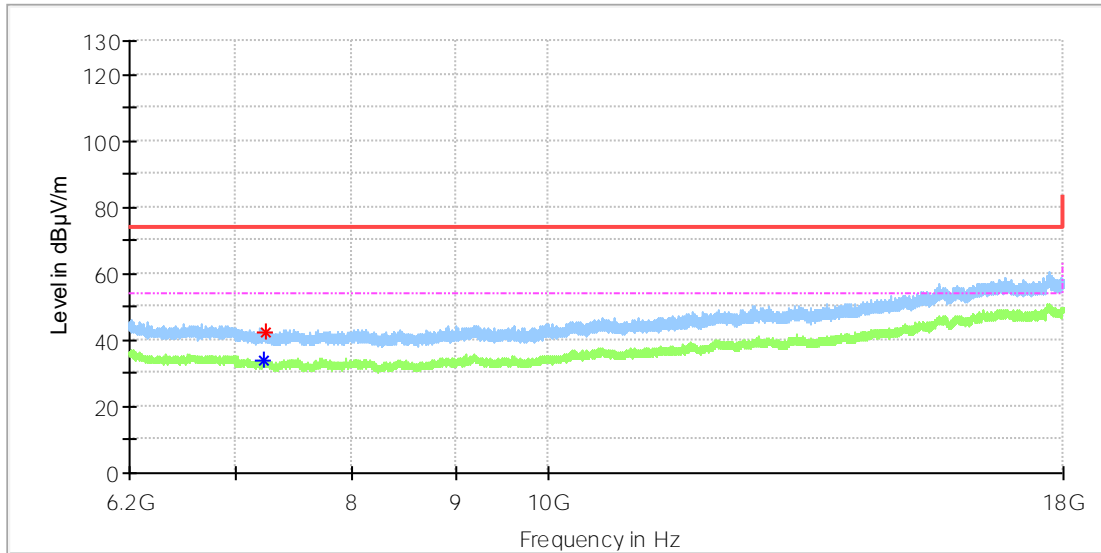
Frequency (MHz)	MaxPeak (dBµV/m)	Average (dBµV/m)	Limit (dBµV/m)	Margin (dB)	Height (cm)	Pol	Azimuth (deg)	Corr. (dB/m)
4804.000000	50.92	---	74.00	23.08	100.0	V	254.0	11.8
4804.000000	---	44.59	54.00	9.41	100.0	V	254.0	11.8

Final_Result

Frequency (MHz)	MaxPeak (dBµV/m)	Limit (dBµV/m)	Margin (dB)	Height (cm)	Pol	Azimuth (deg)	Corr. (dB/m)
---	---	---	---	---		---	---

EUT Information

EUT Name: 24/7 TRUE WIRELESS EARBUD
 Model: EBT1-21044
 Test Mode: BR_DH5_Low channel
 Order No/Sample No: 168373692/A003270735-022
 Test Voltage: Battery
 Remark: Temp 22 Humi:55%
 Test Standard: FCC 15.247
 Tested By: Kei Zhang
 Reviewed By: Terry Yin



Critical_Freqs

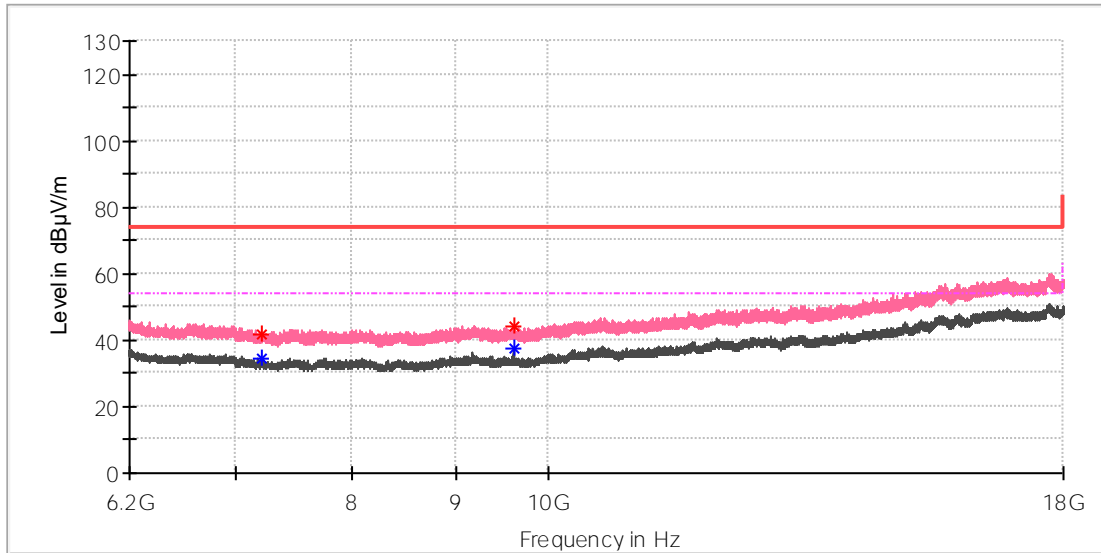
Frequency (MHz)	MaxPeak (dBµV/m)	Average (dBµV/m)	Limit (dBµV/m)	Margin (dB)	Height (cm)	Pol	Azimuth (deg)	Corr. (dB/m)
7234.958333	---	33.89	54.00	20.11	100.0	H	146.0	8.6
7235.941667	42.55	---	74.00	31.45	100.0	H	225.0	8.6

Final_Result

Frequency (MHz)	MaxPeak (dBµV/m)	Limit (dBµV/m)	Margin (dB)	Height (cm)	Pol	Azimuth (deg)	Corr. (dB/m)
---	---	---	---	---		---	---

EUT Information

EUT Name: 24/7 TRUE WIRELESS EARBUD
 Model: EBT1-21044
 Test Mode: BR_DH5_Low channel
 Order No/Sample No: 168373692/A003270735-022
 Test Voltage: Battery
 Remark: Temp 22 Humi:55%
 Test Standard: FCC 15.247
 Tested By: Kei Zhang
 Reviewed By: Terry Yin



Critical_Freqs

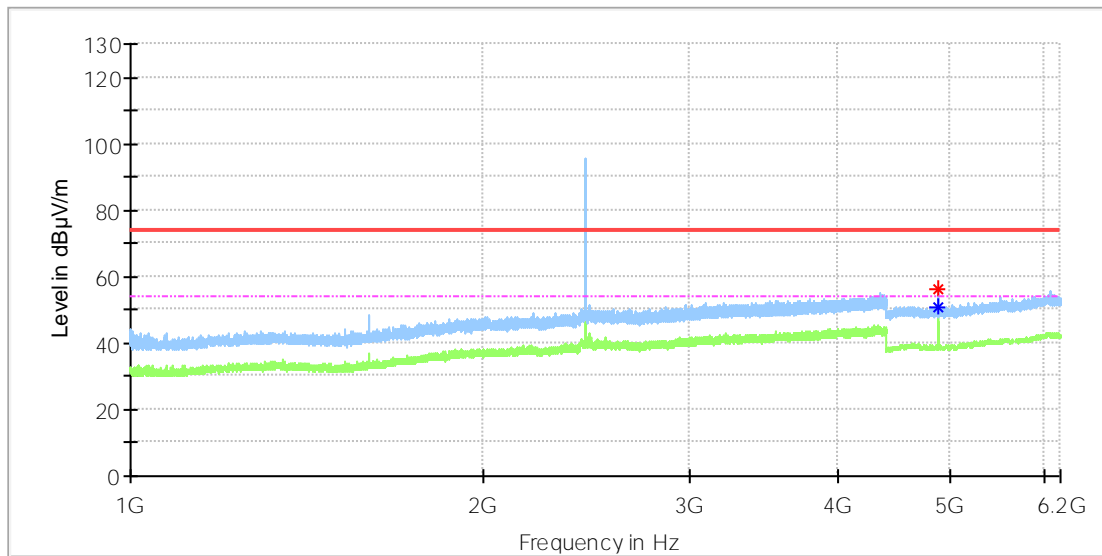
Frequency (MHz)	MaxPeak (dBµV/m)	Average (dBµV/m)	Limit (dBµV/m)	Margin (dB)	Height (cm)	Pol	Azimuth (deg)	Corr. (dB/m)
7203.000000	---	34.25	54.00	19.75	100.0	V	142.0	8.8
7216.766667	41.59	---	74.00	32.41	100.0	V	301.0	8.7
9607.741667	44.20	---	74.00	29.80	100.0	V	289.0	10.4
9608.233333	---	37.52	54.00	16.48	100.0	V	253.0	10.4

Final_Result

Frequency (MHz)	MaxPeak (dBµV/m)	Limit (dBµV/m)	Margin (dB)	Height (cm)	Pol	Azimuth (deg)	Corr. (dB/m)
---	---	---	---	---		---	---

EUT Information

EUT Name: 24/7 TRUE WIRELESS EARBUD
 Model: EBT1-21044
 Test Mode: BR_DH5_Mid channel
 Order No/Sample No: 168373692/A003270735-022
 Test Voltage: Battery
 Remark: Temp 22 Humi:55%
 Test Standard: FCC 15.247
 Tested By: Kei Zhang
 Reviewed By: Terry Yin



Critical_Freqs

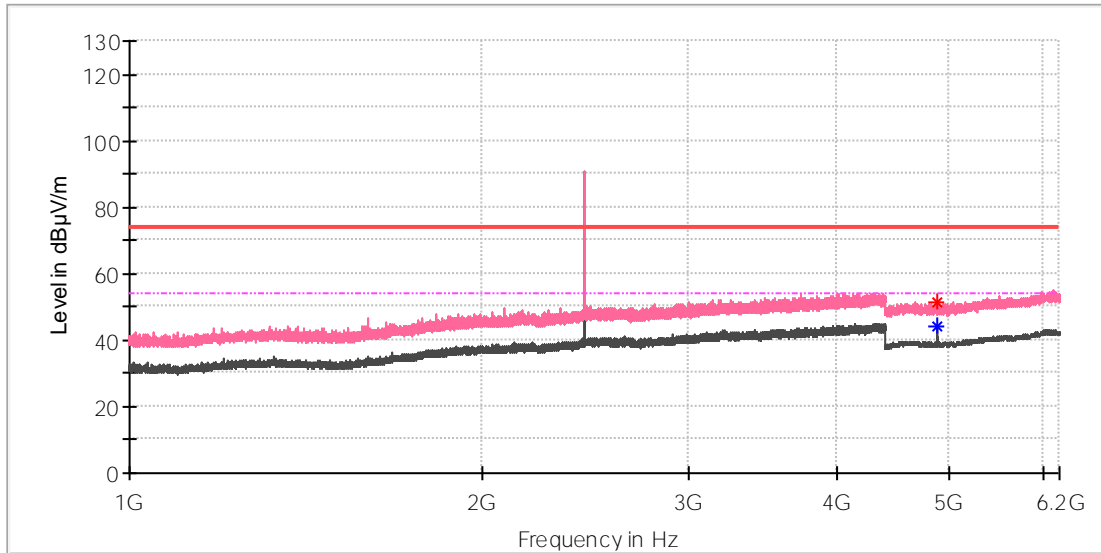
Frequency (MHz)	MaxPeak (dBµV/m)	Average (dBµV/m)	Limit (dBµV/m)	Margin (dB)	Height (cm)	Pol	Azimuth (deg)	Corr. (dB/m)
4882.000000	56.05	---	74.00	17.95	100.0	H	160.0	11.8
4882.000000	---	50.56	54.00	3.44	100.0	H	160.0	11.8

Final_Result

Frequency (MHz)	MaxPeak (dBµV/m)	Limit (dBµV/m)	Margin (dB)	Height (cm)	Pol	Azimuth (deg)	Corr. (dB/m)
---	---	---	---	---		---	---

EUT Information

EUT Name: 24/7 TRUE WIRELESS EARBUD
 Model: EBT1-21044
 Test Mode: BR_DH5_Mid channel
 Order No/Sample No: 168373692/A003270735-022
 Test Voltage: Battery
 Remark: Temp 22 Humi:55%
 Test Standard: FCC 15.247
 Tested By: Kei Zhang
 Reviewed By: Terry Yin



Critical_Freqs

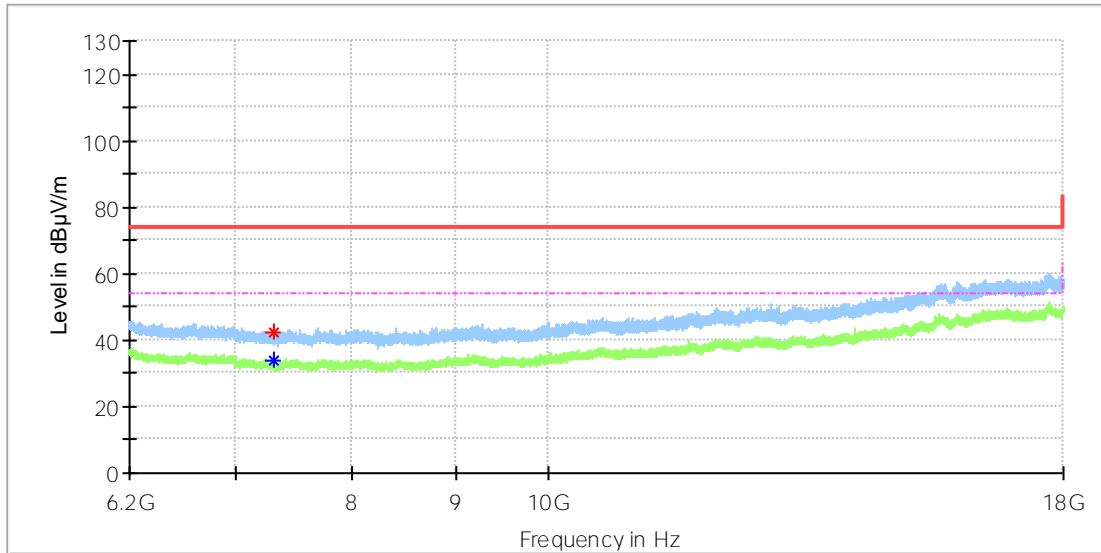
Frequency (MHz)	MaxPeak (dBµV/m)	Average (dBµV/m)	Limit (dBµV/m)	Margin (dB)	Height (cm)	Pol	Azimuth (deg)	Corr. (dB/m)
4882.000000	51.43	---	74.00	22.57	100.0	V	262.0	11.8
4882.000000	---	44.17	54.00	9.83	100.0	V	262.0	11.8

Final_Result

Frequency (MHz)	MaxPeak (dBµV/m)	Limit (dBµV/m)	Margin (dB)	Height (cm)	Pol	Azimuth (deg)	Corr. (dB/m)
---	---	---	---	---		---	---

EUT Information

EUT Name: 24/7 TRUE WIRELESS EARBUD
 Model: EBT1-21044
 Test Mode: BR_DH5_Mid channel
 Order No/Sample No: 168373692/A003270735-022
 Test Voltage: Battery
 Remark: Temp 22 Humi:55%
 Test Standard: FCC 15.247
 Tested By: Kei Zhang
 Reviewed By: Terry Yin



Critical_Freqs

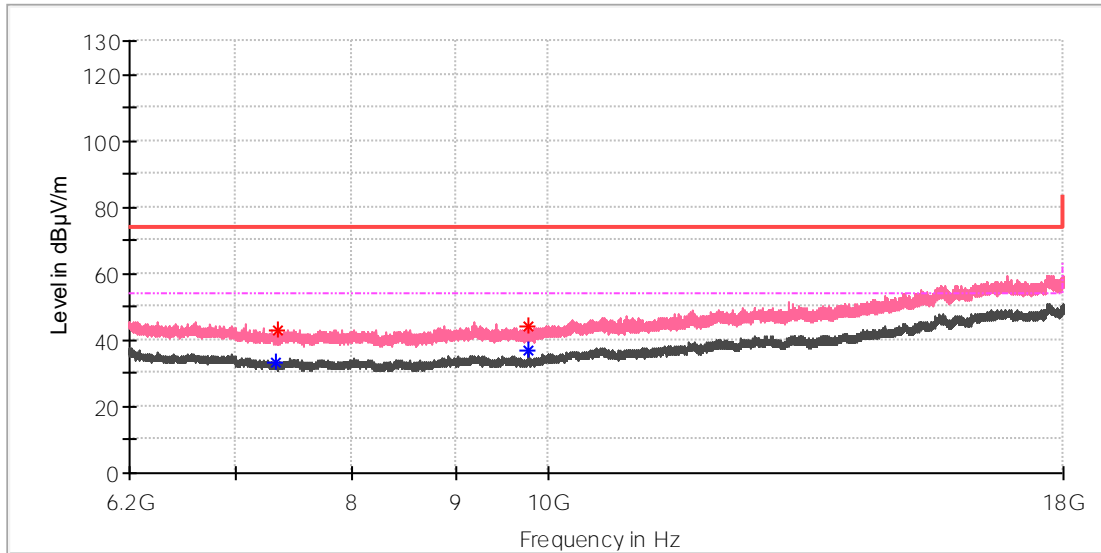
Frequency (MHz)	MaxPeak (dBµV/m)	Average (dBµV/m)	Limit (dBµV/m)	Margin (dB)	Height (cm)	Pol	Azimuth (deg)	Corr. (dB/m)
7308.216667	42.45	---	74.00	31.55	100.0	H	20.0	8.2
7308.216667	---	33.58	54.00	20.42	100.0	H	20.0	8.2

Final_Result

Frequency (MHz)	MaxPeak (dBµV/m)	Limit (dBµV/m)	Margin (dB)	Height (cm)	Pol	Azimuth (deg)	Corr. (dB/m)
---	---	---	---	---		---	---

EUT Information

EUT Name: 24/7 TRUE WIRELESS EARBUD
 Model: EBT1-21044
 Test Mode: BR_DH5_Mid channel
 Order No/Sample No: 168373692/A003270735-022
 Test Voltage: Battery
 Remark: Temp 22 Humi:55%
 Test Standard: FCC 15.247
 Tested By: Kei Zhang
 Reviewed By: Terry Yin



Critical Freqs

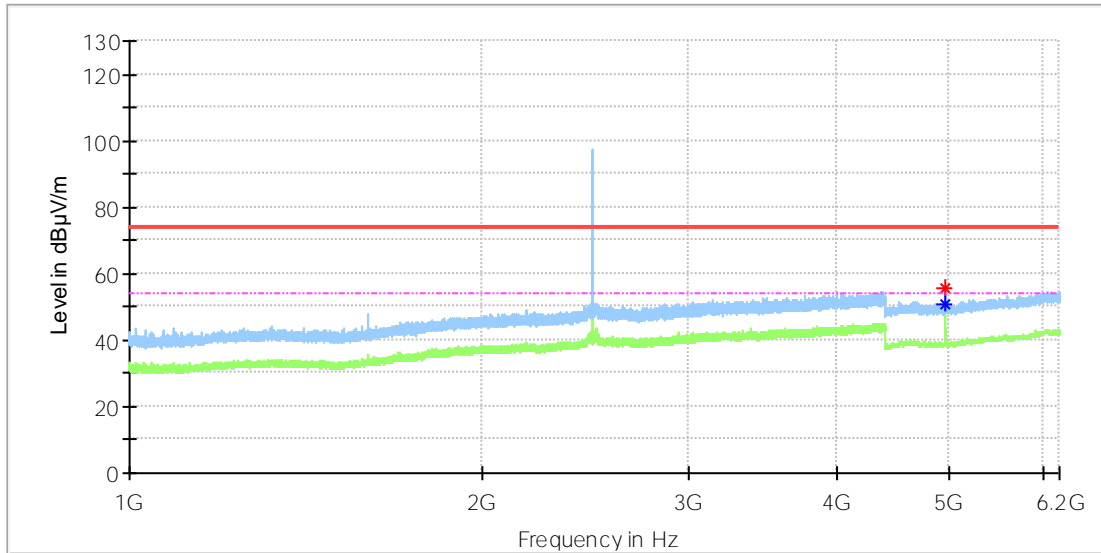
Frequency (MHz)	MaxPeak (dBµV/m)	Average (dBµV/m)	Limit (dBµV/m)	Margin (dB)	Height (cm)	Pol	Azimuth (deg)	Corr. (dB/m)
7324.933333	---	33.46	54.00	20.54	100.0	V	134.0	8.2
7350.008333	43.15	---	74.00	30.85	100.0	V	41.0	8.1
9763.600000	---	36.61	54.00	17.39	100.0	V	181.0	10.4
9764.583333	44.01	---	74.00	29.99	100.0	V	261.0	10.4

Final Result

Frequency (MHz)	MaxPeak (dBµV/m)	Limit (dBµV/m)	Margin (dB)	Height (cm)	Pol	Azimuth (deg)	Corr. (dB/m)
---	---	---	---	---		---	---

EUT Information

EUT Name: 24/7 TRUE WIRELESS EARBUD
 Model: EBT1-21044
 Test Mode: BR_DH5_High channel
 Order No/Sample No: 168373692/A003270735-022
 Test Voltage: Battery
 Remark: Temp 22 Humi:55%
 Test Standard: FCC 15.247
 Tested By: Kei Zhang
 Reviewed By: Terry Yin



Critical_Freqs

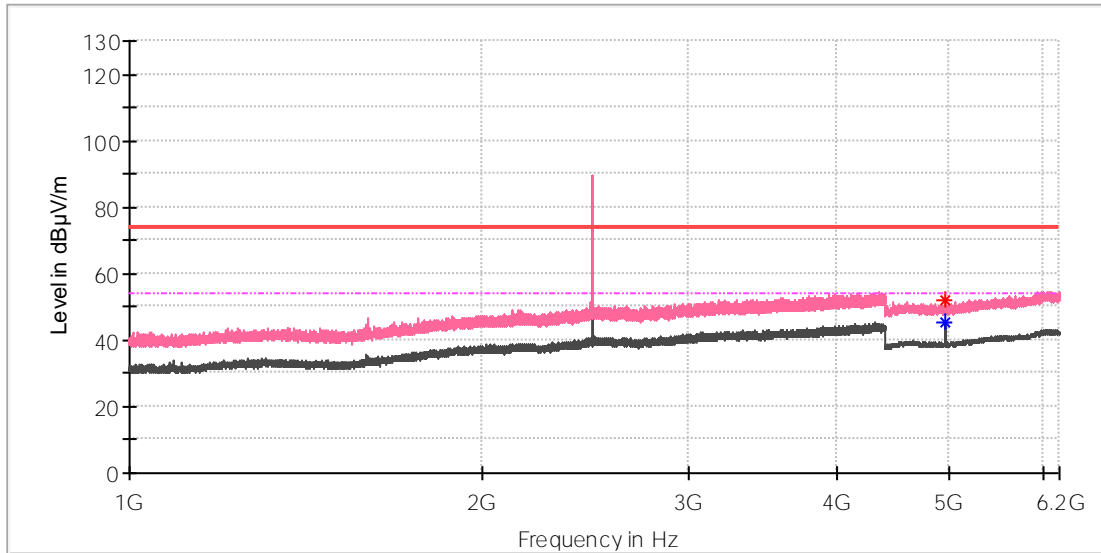
Frequency (MHz)	MaxPeak (dBµV/m)	Average (dBµV/m)	Limit (dBµV/m)	Margin (dB)	Height (cm)	Pol	Azimuth (deg)	Corr. (dB/m)
4960.000000	55.68	---	74.00	18.32	100.0	H	166.0	11.8
4960.000000	---	50.89	54.00	3.11	100.0	H	166.0	11.8

Final_Result

Frequency (MHz)	MaxPeak (dBµV/m)	Limit (dBµV/m)	Margin (dB)	Height (cm)	Pol	Azimuth (deg)	Corr. (dB/m)
---	---	---	---	---		---	---

EUT Information

EUT Name: 24/7 TRUE WIRELESS EARBUD
 Model: EBT1-21044
 Test Mode: BR_DH5_High channel
 Order No/Sample No: 168373692/A003270735-022
 Test Voltage: Battery
 Remark: Temp 22 Humi:55%
 Test Standard: FCC 15.247
 Tested By: Kei Zhang
 Reviewed By: Terry Yin



Critical_Freqs

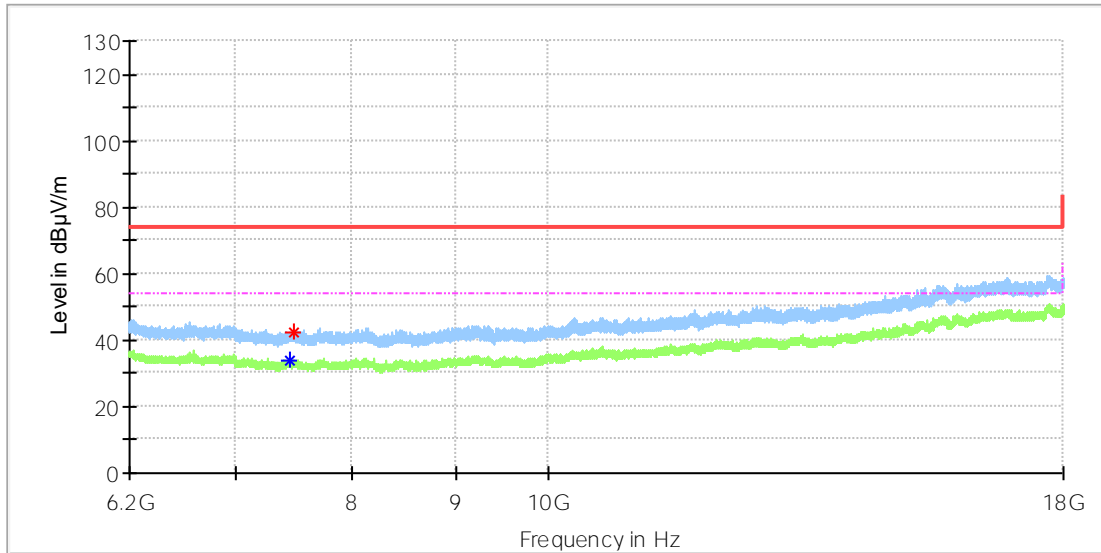
Frequency (MHz)	MaxPeak (dBµV/m)	Average (dBµV/m)	Limit (dBµV/m)	Margin (dB)	Height (cm)	Pol	Azimuth (deg)	Corr. (dB/m)
4959.500000	52.22	---	74.00	21.78	100.0	V	173.0	11.8
4960.000000	---	45.26	54.00	8.74	100.0	V	173.0	11.8

Final_Result

Frequency (MHz)	MaxPeak (dBµV/m)	Limit (dBµV/m)	Margin (dB)	Height (cm)	Pol	Azimuth (deg)	Corr. (dB/m)
---	---	---	---	---		---	---

EUT Information

EUT Name: 24/7 TRUE WIRELESS EARBUD
 Model: EBT1-21044
 Test Mode: BR_DH5_High channel
 Order No/Sample No: 168373692/A003270735-022
 Test Voltage: Battery
 Remark: Temp 22 Humi:55%
 Test Standard: FCC 15.247
 Tested By: Kei Zhang
 Reviewed By: Terry Yin



Critical_Freqs

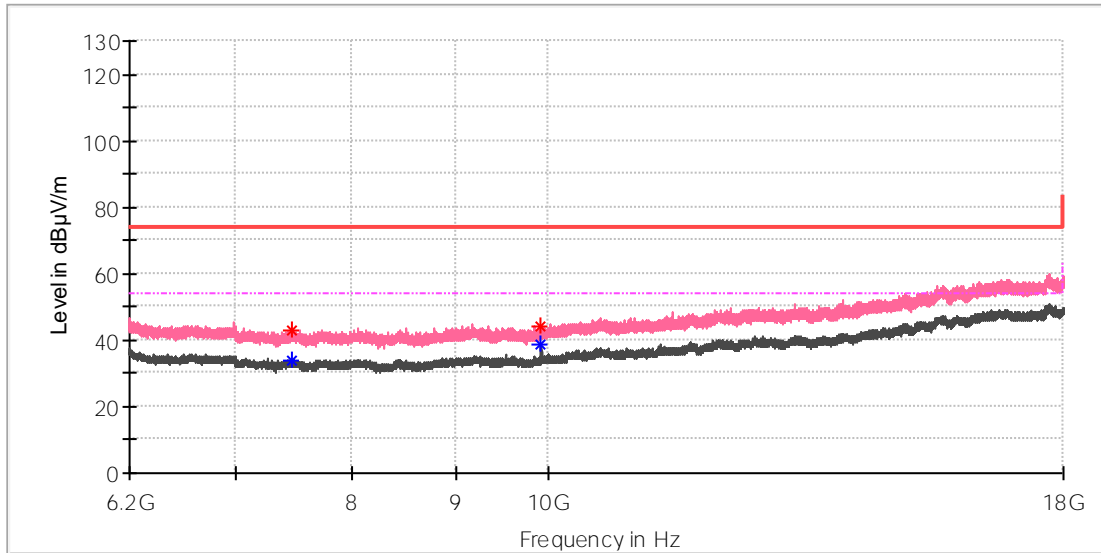
Frequency (MHz)	MaxPeak (dBµV/m)	Average (dBµV/m)	Limit (dBµV/m)	Margin (dB)	Height (cm)	Pol	Azimuth (deg)	Corr. (dB/m)
7441.950000	---	33.67	54.00	20.33	100.0	H	0.0	8.4
7476.366667	42.36	---	74.00	31.64	100.0	H	342.0	8.6

Final_Result

Frequency (MHz)	MaxPeak (dBµV/m)	Limit (dBµV/m)	Margin (dB)	Height (cm)	Pol	Azimuth (deg)	Corr. (dB/m)
---	---	---	---	---		---	---

EUT Information

EUT Name: 24/7 TRUE WIRELESS EARBUD
 Model: EBT1-21044
 Test Mode: BR_DH5_High channel
 Order No/Sample No: 168373692/A003270735-022
 Test Voltage: Battery
 Remark: Temp 22 Humi:55%
 Test Standard: FCC 15.247
 Tested By: Kei Zhang
 Reviewed By: Terry Yin



Critical_Freqs

Frequency (MHz)	MaxPeak (dBµV/m)	Average (dBµV/m)	Limit (dBµV/m)	Margin (dB)	Height (cm)	Pol	Azimuth (deg)	Corr. (dB/m)
7464.566667	42.70	---	74.00	31.30	100.0	V	118.0	8.6
7466.533333	---	33.91	54.00	20.09	100.0	V	65.0	8.6
9919.950000	44.40	---	74.00	29.60	100.0	V	230.0	10.8
9919.950000	---	38.65	54.00	15.35	100.0	V	230.0	10.8

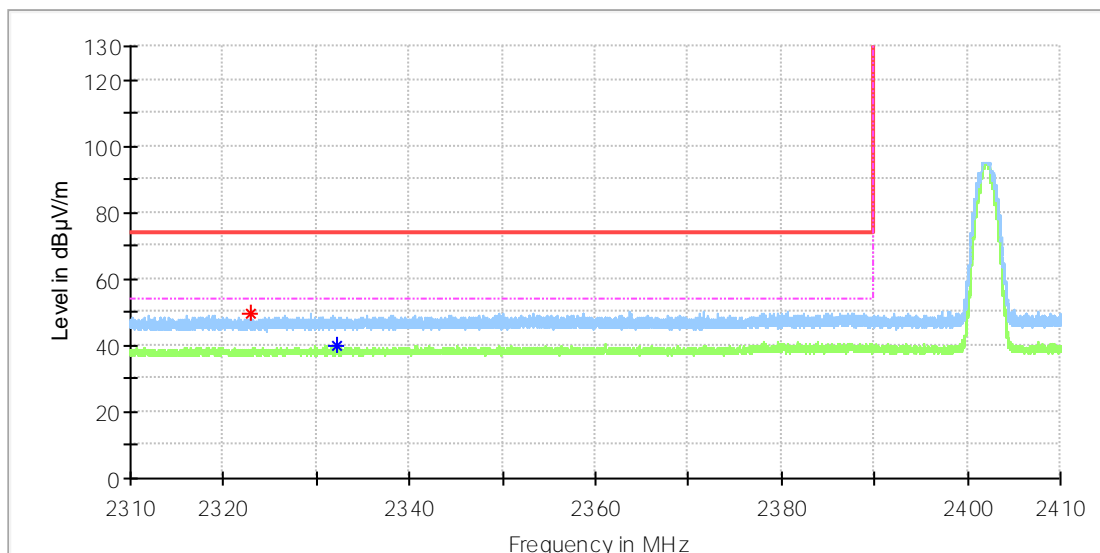
Final_Result

Frequency (MHz)	MaxPeak (dBµV/m)	Limit (dBµV/m)	Margin (dB)	Height (cm)	Pol	Azimuth (deg)	Corr. (dB/m)
---	---	---	---	---		---	---

Appendix B.8: Test Results of Radiated Emissions in Restricted Bands

EUT Information

EUT Name: 24/7 TRUE WIRELESS EARBUD
 Model: EBT1-21044
 Test Mode: BR_DH5_Low channel
 Order No/Sample No: 168373692/A003270735-022
 Test Voltage: Battery
 Remark: Temp 22 Humi:55%
 Test Standard: FCC 15.247
 Tested By: Kei Zhang
 Reviewed By: Terry Yin



Critical_Freqs

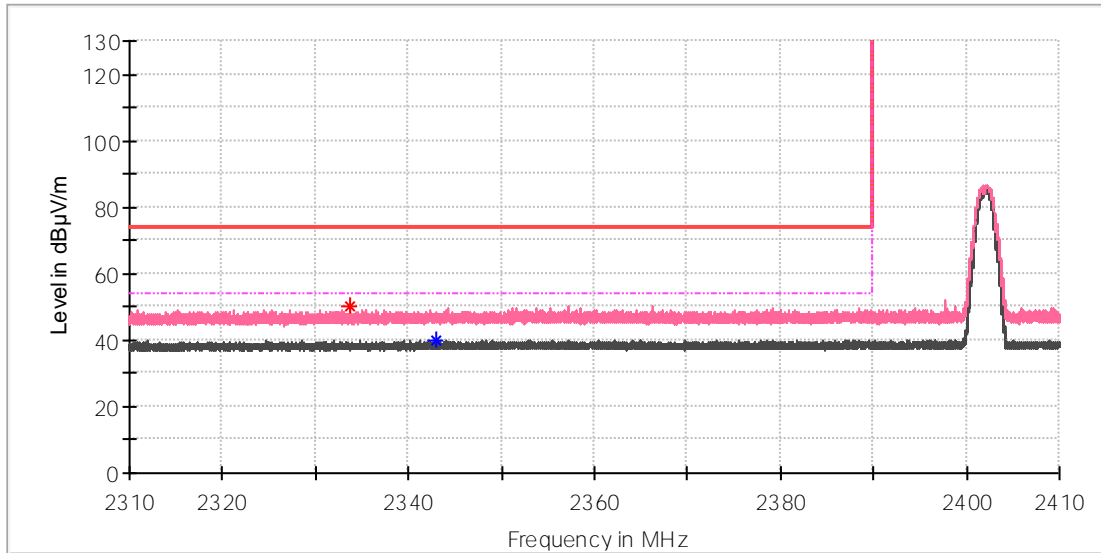
Frequency (MHz)	MaxPeak (dBµV/m)	Average (dBµV/m)	Limit (dBµV/m)	Margin (dB)	Height (cm)	Pol	Azimuth (deg)	Corr. (dB/m)
2322.925000	49.52	---	74.00	24.48	100.0	H	82.0	6.6
2332.170000	---	39.70	54.00	14.30	100.0	H	225.0	6.7

Final_Result

Frequency (MHz)	MaxPeak (dBµV/m)	Limit (dBµV/m)	Margin (dB)	Height (cm)	Pol	Azimuth (deg)	Corr. (dB/m)
---	---	---	---	---		---	---

EUT Information

EUT Name: 24/7 TRUE WIRELESS EARBUD
 Model: EBT1-21044
 Test Mode: BR_DH5_Low channel
 Order No/Sample No: 168373692/A003270735-022
 Test Voltage: Battery
 Remark: Temp 22 Humi:55%
 Test Standard: FCC 15.247
 Tested By: Kei Zhang
 Reviewed By: Terry Yin



Critical_Freqs

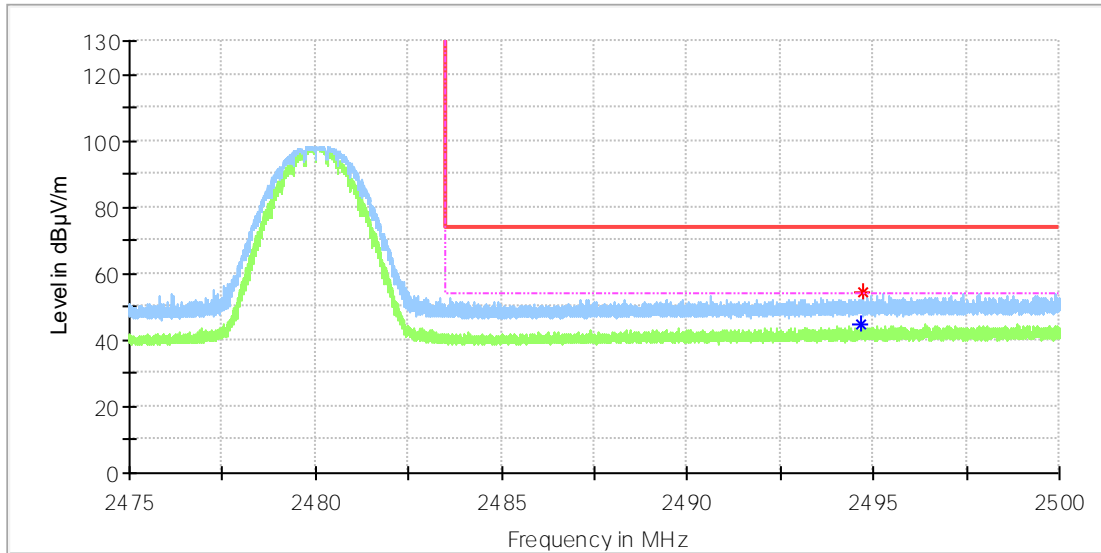
Frequency (MHz)	MaxPeak (dBµV/m)	Average (dBµV/m)	Limit (dBµV/m)	Margin (dB)	Height (cm)	Pol	Azimuth (deg)	Corr. (dB/m)
2333.690000	50.09	---	74.00	23.91	100.0	V	107.0	6.7
2342.955000	---	40.16	54.00	13.84	100.0	V	330.0	6.8

Final_Result

Frequency (MHz)	MaxPeak (dBµV/m)	Limit (dBµV/m)	Margin (dB)	Height (cm)	Pol	Azimuth (deg)	Corr. (dB/m)
---	---	---	---	---		---	---

EUT Information

EUT Name: 24/7 TRUE WIRELESS EARBUD
 Model: EBT1-21044
 Test Mode: BR_DH5_High channel
 Order No/Sample No: 168373692/A003270735-022
 Test Voltage: Battery
 Remark: Temp 22 Humi:55%
 Test Standard: FCC 15.247
 Tested By: Kei Zhang
 Reviewed By: Terry Yin



Critical_Freqs

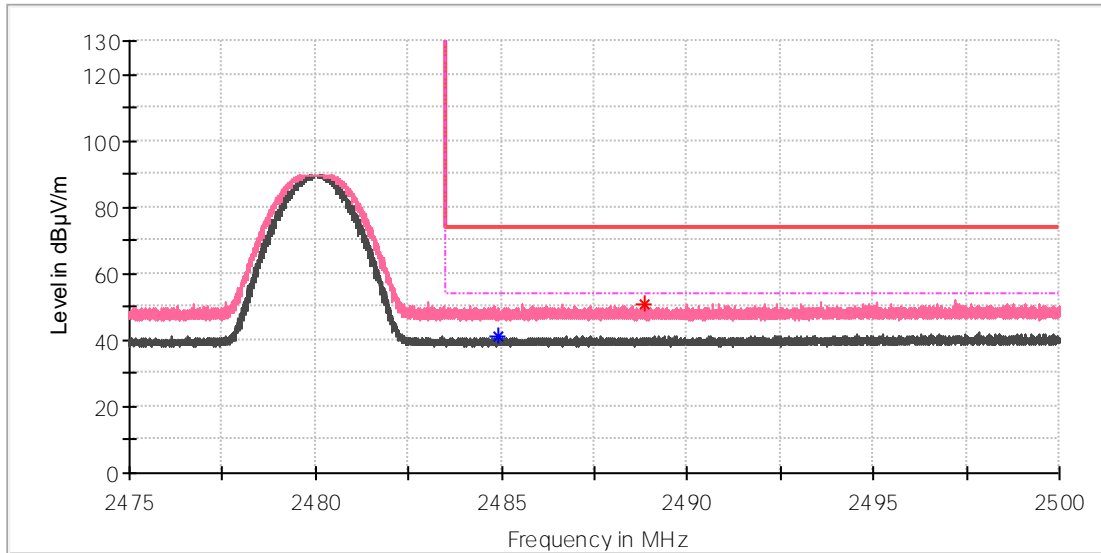
Frequency (MHz)	MaxPeak (dBµV/m)	Average (dBµV/m)	Limit (dBµV/m)	Margin (dB)	Height (cm)	Pol	Azimuth (deg)	Corr. (dB/m)
2494.682500	---	44.76	54.00	9.24	100.0	H	241.0	7.4
2494.712500	54.43	---	74.00	19.57	100.0	H	241.0	7.4

Final_Result

Frequency (MHz)	MaxPeak (dBµV/m)	Limit (dBµV/m)	Margin (dB)	Height (cm)	Pol	Azimuth (deg)	Corr. (dB/m)
---	---	---	---	---		---	---

EUT Information

EUT Name: 24/7 TRUE WIRELESS EARBUD
 Model: EBT1-21044
 Test Mode: BR_DH5_High channel
 Order No/Sample No: 168373692/A003270735-022
 Test Voltage: Battery
 Remark: Temp 22 Humi:55%
 Test Standard: FCC 15.247
 Tested By: Kei Zhang
 Reviewed By: Terry Yin



Critical_Freqs

Frequency (MHz)	MaxPeak (dBµV/m)	Average (dBµV/m)	Limit (dBµV/m)	Margin (dB)	Height (cm)	Pol	Azimuth (deg)	Corr. (dB/m)
2484.923750	---	41.13	54.00	12.87	100.0	V	306.0	7.4
2488.850000	50.68	---	74.00	23.32	100.0	V	294.0	7.4

Final_Result

Frequency (MHz)	MaxPeak (dBµV/m)	Limit (dBµV/m)	Margin (dB)	Height (cm)	Pol	Azimuth (deg)	Corr. (dB/m)
---	---	---	---	---		---	---

Appendix C: Test Results of FCC Part 15B

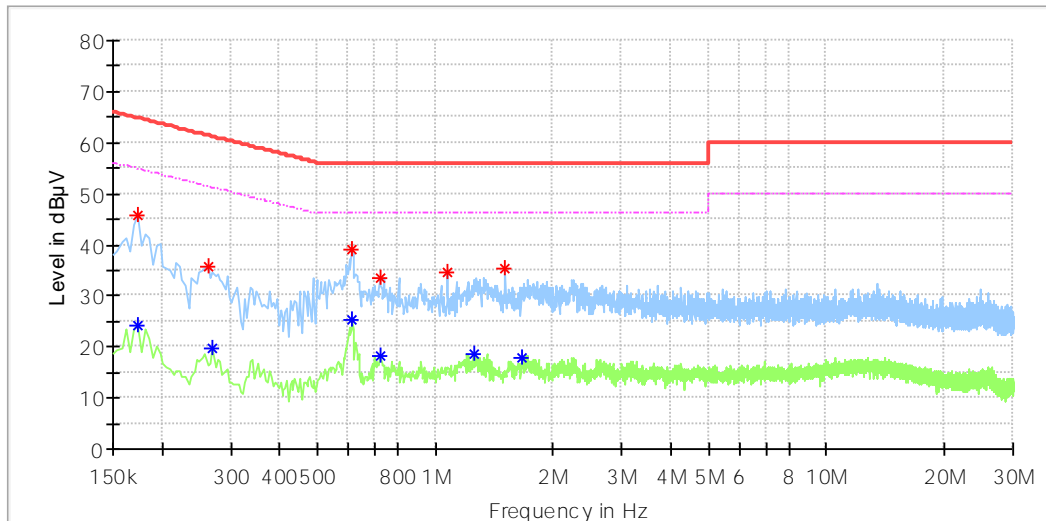
APPENDIX C: TEST RESULTS OF FCC PART 15B	1
APPENDIX C.1: TEST PLOTS OF CONDUCTED EMISSION ON AC MAINS	2
<i>Charging mode</i>	2
APPENDIX C.2: TEST PLOTS OF RADIATED EMISSION, BELOW 1GHZ	4
<i>Play by Bluetooth</i>	4
<i>Charging mode</i>	6
APPENDIX C.3: TEST PLOTS OF RADIATED EMISSION, ABOVE 1GHZ	8
<i>Play by Bluetooth</i>	8
<i>Charging mode</i>	10

Appendix C.1: Test Plots of Conducted Emission on AC Mains

Charging mode

EUT Information

EUT Name: 24/7 TRUE WIRELESS EARBUD
 Order No: 168373692 70
 Model: EBT1-21044
 Test mode: Charging
 Test Voltage: AC 120V, 60Hz
 Test Standard: FCC Part 15B
 Test By:/Review By: Mac Xie/Gary Chen
 Tem./Hum./Pressure: 24.2°C/51%/101kPa
 Remark: SR2

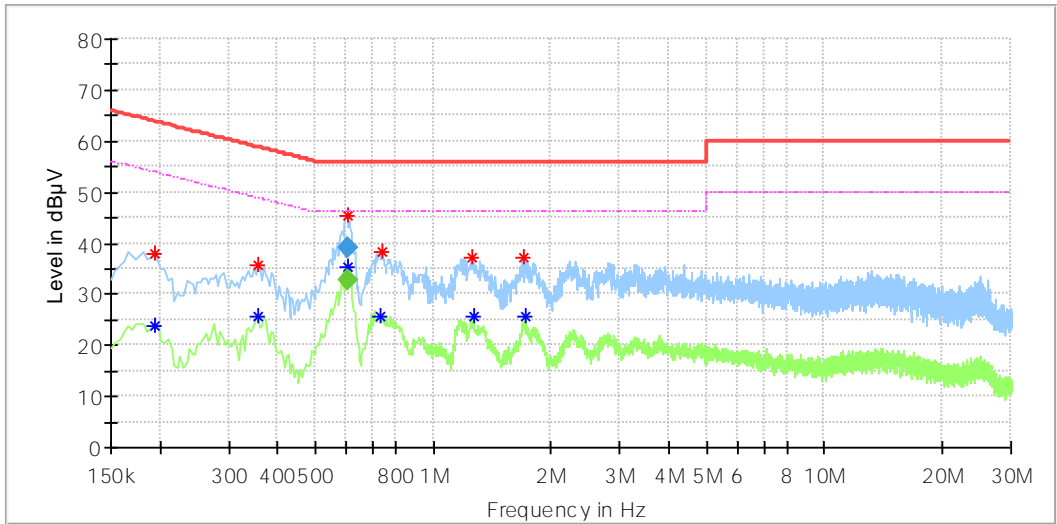


Critical_Freqs

Frequency (MHz)	MaxPeak (dBµV)	Average (dBµV)	Limit (dBµV)	Margin (dB)	Line	Corr. (dB)
0.174000	45.65	---	64.77	19.11	L1	9.9
0.174000	---	24.36	54.77	30.41	L1	9.9
0.262000	35.82	---	61.37	25.54	L1	9.9
0.270000	---	19.55	51.12	31.57	L1	9.9
0.610000	39.16	---	56.00	16.84	L1	10.0
0.614000	---	25.48	46.00	20.52	L1	10.0
0.722000	---	18.12	46.00	27.88	L1	10.0
0.722000	33.58	---	56.00	22.42	L1	10.0
1.074000	34.57	---	56.00	21.43	L1	10.0
1.254000	---	18.73	46.00	27.27	L1	10.1
1.510000	35.47	---	56.00	20.53	L1	10.1
1.674000	---	18.02	46.00	27.98	L1	10.1

EUT Information

EUT Name: 24/7 TRUE WIRELESS EARBUD
 Order No: 168373692 70
 Model: EBT1-21044
 Test mode: Charging
 Test Voltage: AC 120V, 60Hz
 Test Standard: FCC Part 15B
 Test By:/Review By: Mac Xie/Gary Chen
 Tem./Hum./Pressure: 24.2°C/51%/101kPa
 Remark: SR2



Critical Freqs

Frequency (MHz)	MaxPeak (dBµV)	Average (dBµV)	Limit (dBµV)	Margin (dB)	Line	Corr. (dB)
0.194000	37.78	---	63.86	26.09	N	9.8
0.194000	---	23.97	53.86	29.90	N	9.8
0.358000	35.79	---	58.78	22.98	N	9.8
0.358000	---	25.81	48.78	22.96	N	9.8
0.602500	45.32	---	56.00	10.68	N	9.8
0.605500	---	35.52	46.00	10.48	N	9.8
0.730000	---	25.73	46.00	20.27	N	9.8
0.738000	38.44	---	56.00	17.56	N	9.8
1.254000	37.20	---	56.00	18.80	N	9.8
1.274000	---	25.71	46.00	20.29	N	9.8
1.702000	37.03	---	56.00	18.97	N	9.8
1.718000	---	25.50	46.00	20.50	N	9.8

Final Result

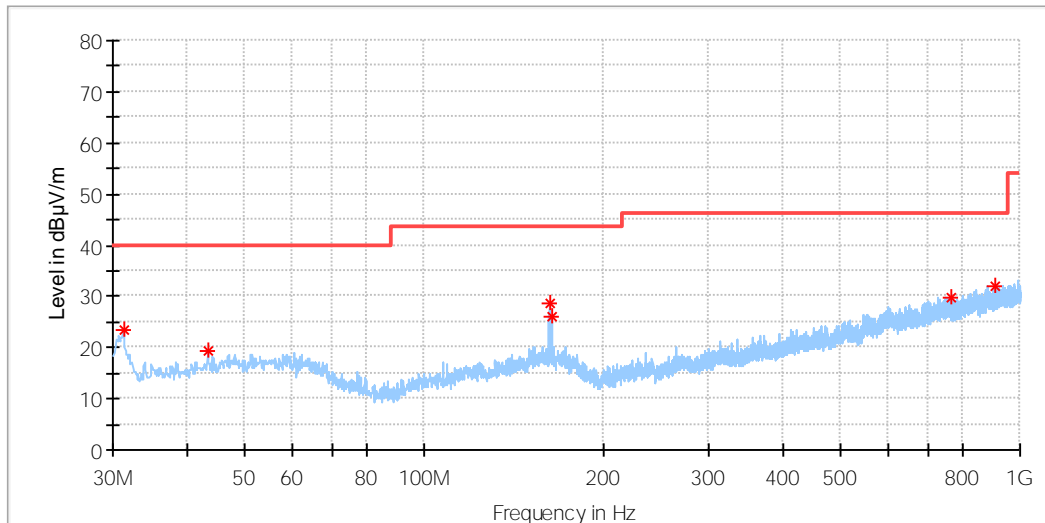
Frequency (MHz)	QuasiPeak (dBµV)	Average (dBµV)	Limit (dBµV)	Margin (dB)	Meas. Time (ms)	Bandwidth (kHz)	Line	Corr. (dB)
0.602500	38.91	---	56.00	17.09	3000.0	9.000	N	9.8
0.605500	---	32.67	46.00	13.33	3000.0	9.000	N	9.8

Appendix C.2: Test Plots of Radiated Emission, Below 1GHz

Play by Bluetooth

EUT Information

EUT Name:	24/7 TRUE WIRELESS EARBUD
Order No:	168373692 70
Model:	EBT1-21044
Test Mode:	play by Bluetooth
Test Voltage:	Battery
Standard:	FCC Part 15
Test By:/Review By:	Mac Xie/Gary Chen
Tem./Hum./Pressure:	24.1°C/56.2%/101kPa
Remark:	3m chamber

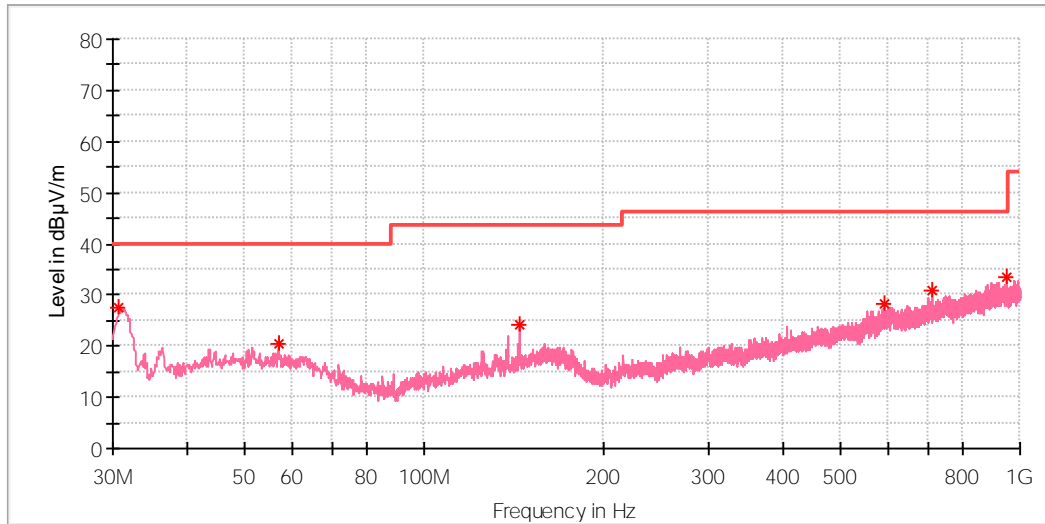


Critical_Freqs

Frequency (MHz)	MaxPeak (dBµV/m)	Limit (dBµV/m)	Margin (dB)	Height (cm)	Pol	Azimuth (deg)	Corr. (dB/m)
31.261000	23.59	40.00	16.41	200.0	H	137.0	17.9
43.386000	19.29	40.00	20.71	200.0	H	31.0	20.4
162.114000	28.58	43.50	14.92	100.0	H	0.0	21.5
163.763000	25.87	43.50	17.63	100.0	H	9.0	21.3
768.655000	29.93	46.00	16.07	100.0	H	246.0	29.6
905.910000	32.10	46.00	13.90	100.0	H	210.0	31.3

EUT Information

EUT Name: 24/7 TRUE WIRELESS EARBUD
 Order No: 168373692 70
 Model: EBT1-21044
 Test Mode: play by Bluetooth
 Test Voltage: Battery
 Standard: FCC Part 15
 Test By:/Review By: Mac Xie/Gary Chen
 Tem./Hum./Pressure: 24.1°C/56.2%/101kPa
 Remark: 3m chamber



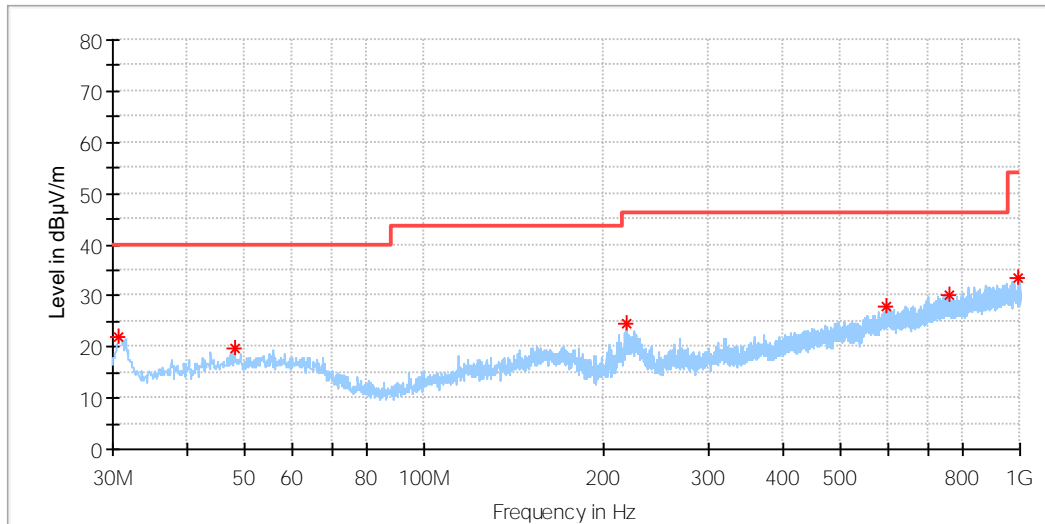
Critical Freqs

Frequency (MHz)	MaxPeak (dBµV/m)	Limit (dBµV/m)	Margin (dB)	Height (cm)	Pol	Azimuth (deg)	Corr. (dB/m)
30.679000	27.51	40.00	12.49	200.0	V	346.0	18.1
56.869000	20.29	40.00	19.71	100.0	V	160.0	21.3
144.460000	24.23	43.50	19.27	200.0	V	57.0	20.2
593.182000	28.44	46.00	17.56	100.0	V	160.0	27.5
710.164000	30.94	46.00	15.06	200.0	V	97.0	29.1
952.664000	33.44	46.00	12.56	100.0	V	117.0	32.0

Charging mode

EUT Information

EUT Name: 24/7 TRUE WIRELESS EARBUD
 Order No: 168373692 70
 Model: EBT1-21044
 Test Mode: Charging
 Test Voltage: AC 120V, 60Hz
 Standard: FCC Part 15
 Test By:/Review By: Mac Xie/Gary Chen
 Tem./Hum./Pressure: 24.1°C/56.2%/101kPa
 Remark: 3m chamber

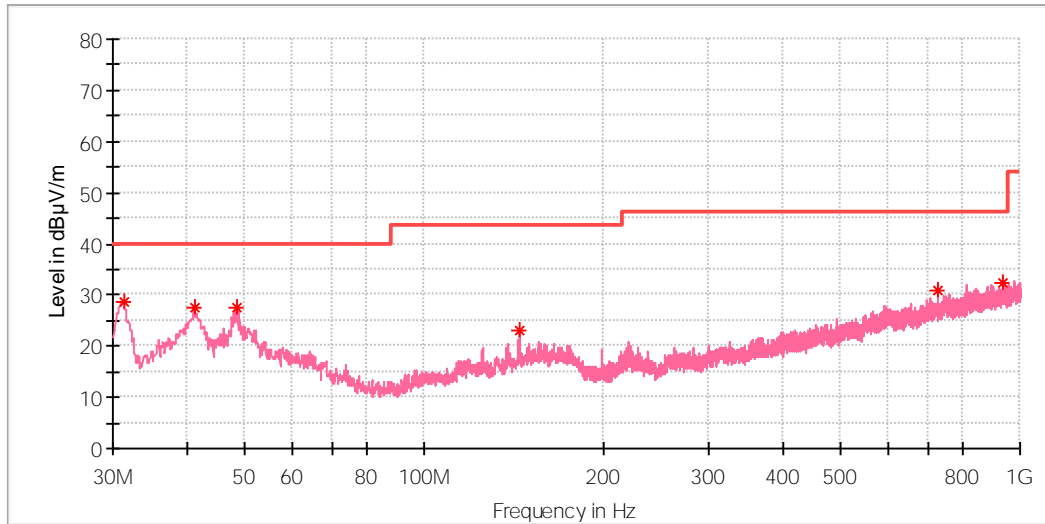


Critical_Freqs

Frequency (MHz)	MaxPeak (dBµV/m)	Limit (dBµV/m)	Margin (dB)	Height (cm)	Pol	Azimuth (deg)	Corr. (dB/m)
30.776000	21.93	40.00	18.07	200.0	H	288.0	18.1
47.945000	19.74	40.00	20.26	100.0	H	342.0	21.4
218.665000	24.38	46.00	21.62	100.0	H	131.0	18.6
598.517000	27.80	46.00	18.20	100.0	H	263.0	27.9
760.604000	30.24	46.00	15.76	200.0	H	296.0	29.9
996.120000	33.36	54.00	20.64	200.0	H	142.0	32.3

EUT Information

EUT Name: 24/7 TRUE WIRELESS EARBUD
 Order No: 168373692 70
 Model: EBT1-21044
 Test Mode: Charging
 Test Voltage: AC 120V, 60Hz
 Standard: FCC Part 15
 Test By:/Review By: Mac Xie/Gary Chen
 Tem./Hum./Pressure: 24.1°C/56.2%/101kPa
 Remark: 3m chamber



Critical Freqs

Frequency (MHz)	MaxPeak (dBµV/m)	Limit (dBµV/m)	Margin (dB)	Height (cm)	Pol	Azimuth (deg)	Corr. (dB/m)
31.261000	28.81	40.00	11.19	200.0	V	102.0	17.9
41.155000	27.66	40.00	12.34	100.0	V	202.0	19.8
48.527000	27.43	40.00	12.57	100.0	V	178.0	21.2
144.460000	23.20	43.50	20.30	100.0	V	170.0	20.2
728.012000	30.71	46.00	15.29	100.0	V	350.0	29.6
933.458000	32.43	46.00	13.57	100.0	V	354.0	32.1

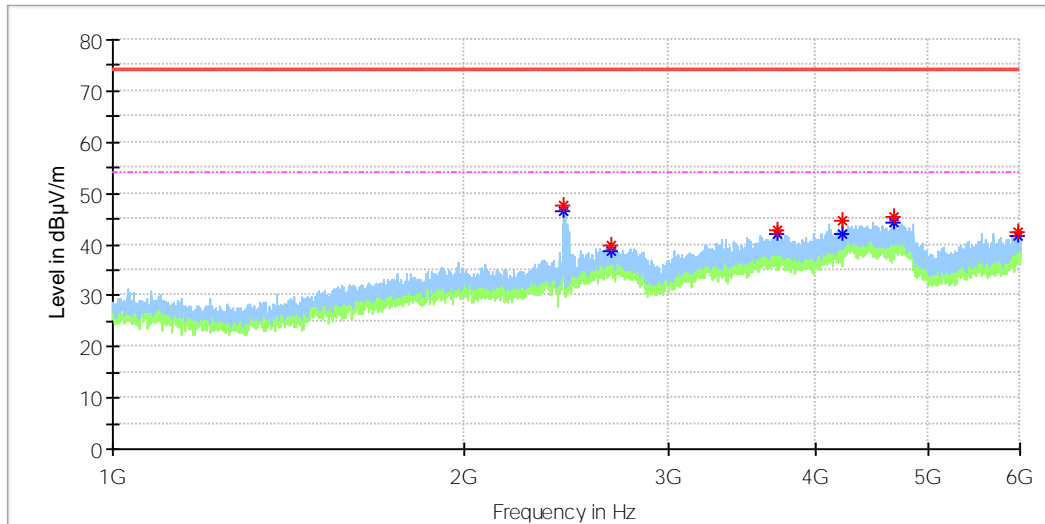
Appendix C.3: Test Plots of Radiated Emission, Above 1GHz

Note: Testing was carried out within frequency range 30MHz to the 5th harmonics. The measurement results above 6GHz were greater than 20dB below the limit, so only record the test result within the 30MHz to 6GHz.

Play by Bluetooth

EUT Information

EUT Name:	24/7 TRUE WIRELESS EARBUD
Order No:	168373692 70
Model:	EBT1-21044
Test Mode:	play by Bluetooth
Test Voltage:	Battery
Standard:	FCC Part 15
Test By:/Review By:	Mac Xie/Gary Chen
Tem./Hum./Pressure:	24.1°C/56.2%/101kPa
Remark:	3m chamber

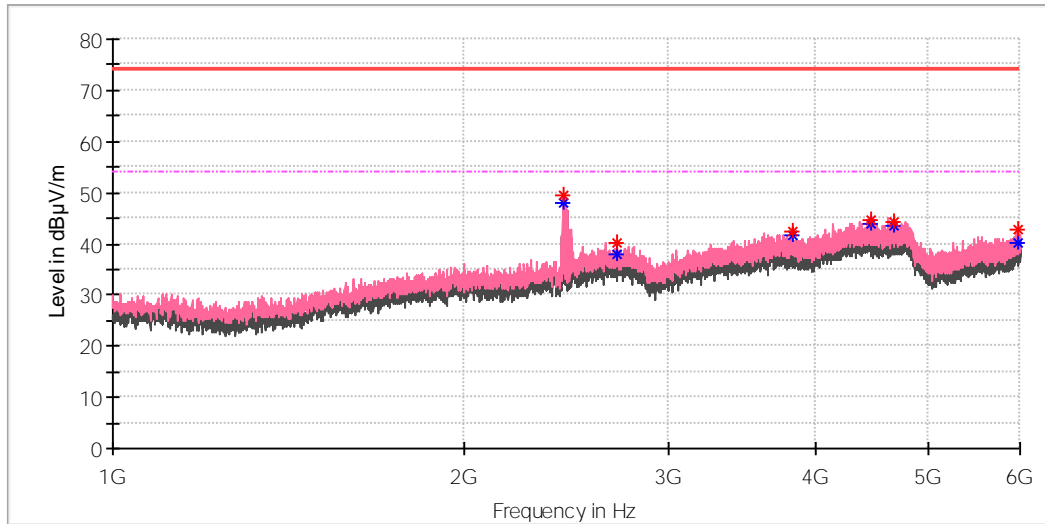


Critical Freqs

Frequency (MHz)	MaxPeak (dBµV/m)	Average (dBµV/m)	Limit (dBµV/m)	Margin (dB)	Height (cm)	Pol	Azimuth (deg)	Corr. (dB/m)
2440.000000	---	46.41	54.00	7.59	100.0	H	192.0	-5.2
2440.000000	47.71	---	74.00	26.30	100.0	H	192.0	-5.2
2678.000000	39.77	---	74.00	34.23	100.0	H	135.0	-3.2
2678.000000	---	38.68	54.00	15.32	100.0	H	135.0	-3.2
3722.500000	42.87	---	74.00	31.13	100.0	H	131.0	0.3
3722.500000	---	42.05	54.00	11.95	100.0	H	131.0	0.3
4229.500000	---	42.14	54.00	11.86	100.0	H	286.0	1.6
4230.000000	44.49	---	74.00	29.51	100.0	H	272.0	1.6
4672.500000	45.34	---	74.00	28.66	100.0	H	272.0	2.4
4672.500000	---	44.13	54.00	9.87	100.0	H	272.0	2.4
5975.000000	42.47	---	74.00	31.53	100.0	H	306.0	2.3
5975.000000	---	41.58	54.00	12.42	100.0	H	306.0	2.3

EUT Information

EUT Name: 24/7 TRUE WIRELESS EARBUD
 Order No: 168373692 70
 Model: EBT1-21044
 Test Mode: play by Bluetooth
 Test Voltage: Battery
 Standard: FCC Part 15
 Test By:/Review By: Mac Xie/Gary Chen
 Tem./Hum./Pressure: 24.1°C/56.2%/101kPa
 Remark: 3m chamber



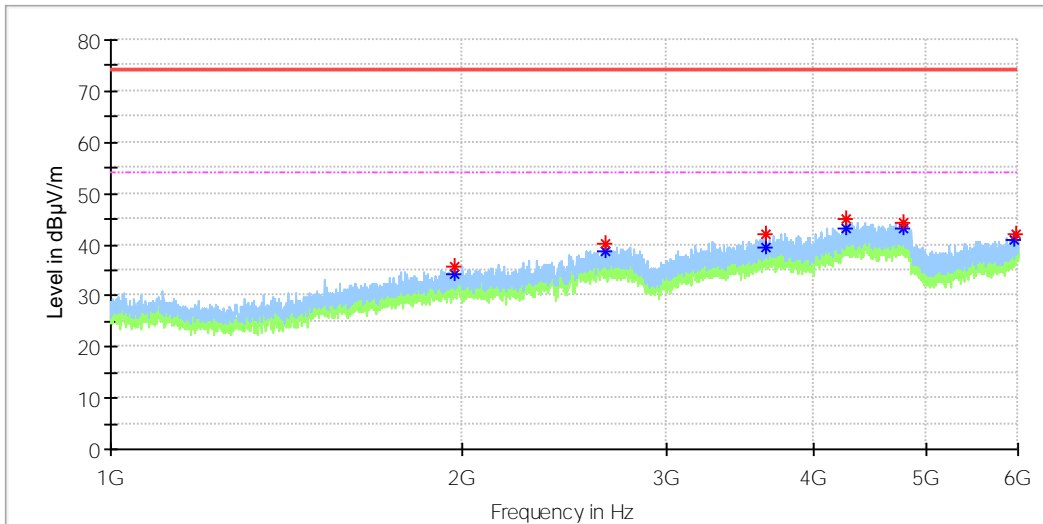
Critical Freqs

Frequency (MHz)	MaxPeak (dBµV/m)	Average (dBµV/m)	Limit (dBµV/m)	Margin (dB)	Height (cm)	Pol	Azimuth (deg)	Corr. (dB/m)
2432.500000	49.62	---	74.00	24.38	100.0	V	103.0	-5.4
2432.500000	---	48.17	54.00	5.83	100.0	V	103.0	-5.4
2705.500000	---	37.96	54.00	16.04	100.0	V	202.0	-3.3
2705.500000	40.27	---	74.00	33.73	100.0	V	202.0	-3.3
3824.500000	---	41.69	54.00	12.31	100.0	V	307.0	0.0
3824.500000	42.55	---	74.00	31.46	100.0	V	307.0	0.0
4471.500000	---	44.01	54.00	9.99	100.0	V	132.0	2.0
4471.500000	44.56	---	74.00	29.44	100.0	V	132.0	2.0
4686.000000	---	43.53	54.00	10.47	100.0	V	141.0	2.5
4686.000000	44.42	---	74.00	29.58	100.0	V	141.0	2.5
5976.500000	---	40.10	54.00	13.90	100.0	V	240.0	2.3
5976.500000	42.83	---	74.00	31.17	100.0	V	240.0	2.3

Charging mode

EUT Information

EUT Name: 24/7 TRUE WIRELESS EARBUD
 Order No: 168373692 70
 Model: EBT1-21044
 Test Mode: Charging
 Test Voltage: AC 120V, 60Hz
 Standard: FCC Part 15
 Test By./Review By: Mac Xie/Gary Chen
 Tem./Hum./Pressure: 24.1°C/56.2%/101kPa
 Remark: 3m chamber

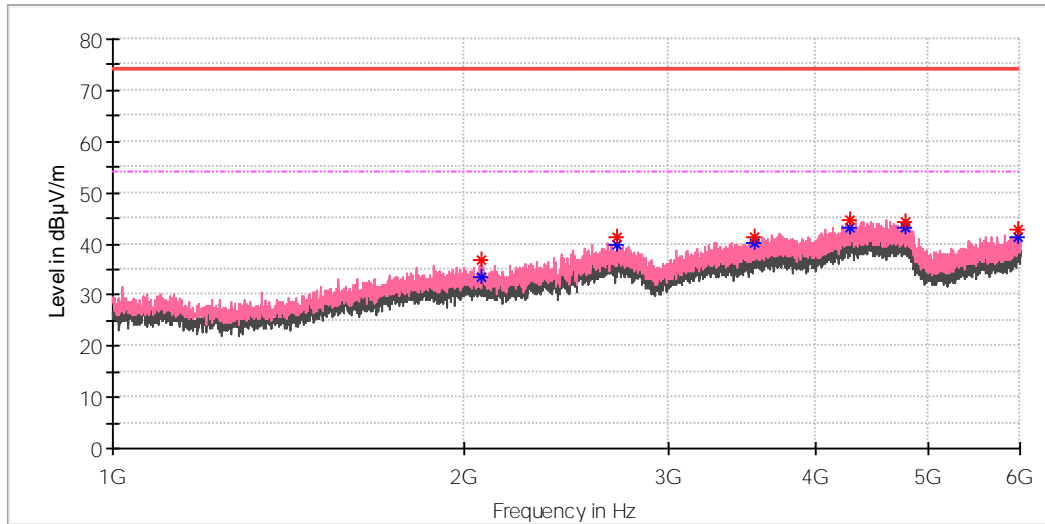


Critical_Freqs

Frequency (MHz)	MaxPeak (dBµV/m)	Average (dBµV/m)	Limit (dBµV/m)	Margin (dB)	Height (cm)	Pol	Azimuth (deg)	Corr. (dB/m)
1968.500000	---	34.36	54.00	19.64	100.0	H	220.0	-7.6
1968.500000	35.86	---	74.00	38.14	100.0	H	220.0	-7.6
2652.000000	40.24	---	74.00	33.76	100.0	H	120.0	-3.2
2652.000000	---	38.69	54.00	15.31	100.0	H	120.0	-3.2
3650.500000	42.16	---	74.00	31.84	100.0	H	39.0	-0.1
3650.500000	---	39.44	54.00	14.56	100.0	H	39.0	-0.1
4276.000000	44.85	---	74.00	29.15	100.0	H	90.0	2.0
4276.000000	---	43.18	54.00	10.82	100.0	H	90.0	2.0
4790.500000	---	43.18	54.00	10.82	100.0	H	330.0	2.5
4790.500000	44.20	---	74.00	29.80	100.0	H	330.0	2.5
5961.000000	---	40.78	54.00	13.22	100.0	H	144.0	2.2
5981.000000	42.23	---	74.00	31.77	100.0	H	84.0	2.3

EUT Information

EUT Name: 24/7 TRUE WIRELESS EARBUD
 Order No: 168373692 70
 Model: EBT1-21044
 Test Mode: Charging
 Test Voltage: AC 120V, 60Hz
 Standard: FCC Part 15
 Test By:/Review By: Mac Xie/Gary Chen
 Tem./Hum./Pressure: 24.1°C/56.2%/101kPa
 Remark: 3m chamber



Critical Freqs

Frequency (MHz)	MaxPeak (dBµV/m)	Average (dBµV/m)	Limit (dBµV/m)	Margin (dB)	Height (cm)	Pol	Azimuth (deg)	Corr. (dB/m)
2069.000000	---	33.38	54.00	20.62	100.0	V	86.0	-7.3
2069.500000	36.68	---	74.00	37.32	100.0	V	257.0	-7.2
2712.000000	41.22	---	74.00	32.78	100.0	V	224.0	-3.3
2712.000000	---	39.98	54.00	14.02	100.0	V	224.0	-3.3
3556.000000	41.44	---	74.00	32.56	100.0	V	114.0	-0.8
3556.500000	---	40.18	54.00	13.82	100.0	V	114.0	-0.8
4296.000000	---	42.98	54.00	11.02	100.0	V	315.0	2.2
4296.000000	44.66	---	74.00	29.34	100.0	V	315.0	2.2
4789.000000	---	42.99	54.00	11.01	100.0	V	276.0	2.6
4789.000000	44.36	---	74.00	29.64	100.0	V	276.0	2.6
5987.000000	42.66	---	74.00	31.34	100.0	V	325.0	2.4
5987.000000	---	41.21	54.00	12.79	100.0	V	325.0	2.4