

7 Photographs of the Test Set-Up

Photograph 1: Set-up for Spurious Emissions (30MHz-1GHz)




Photograph 2: Set-up for Spurious Emissions (1GHz-18GHz)




Photograph 3: Set-up for Conducted Emissions




Photograph 4: Set-up for Radiated Emissions, below 1GHz mode B




Photograph 5: Set-up for Radiated Emissions, above 1GHz mode B




Photograph 6: Set-up for Radiated Emissions, below 1GHz mode C



Photograph 7: Set-up for Radiated Emissions, above 1GHz mode C



Photograph 8: Set-up for Radiated Emissions, below 1GHz mode D



Photograph 9: Set-up for Radiated Emissions, above 1GHz mode D

