

# TEST REPORT

**Application No.:** GZCR2108020932AT  
**Applicant:** Huawei Device Co., Ltd  
**Address of Applicant:** No.2 of Xincheng Road, Songshan Lake Zone, Dongguan, Guangdong, 523808, P.R CHINA.  
**Manufacturer:** Huawei Device Co., Ltd  
**Address of Manufacturer:** No.2 of Xincheng Road, Songshan Lake Zone, Dongguan, Guangdong 523808, People's Republic of China  
**Equipment Under Test (EUT):**  
**EUT Name:** Wireless Earphone  
**Model No.:** Wireless Earphone: T0010; Charging Case: T0010C  
**Trade Mark:** HUAWEI  
**Standard(s) :** 47 CFR Part 15, Subpart B  
**Date of Receipt:** 2021-11-11  
**Date of Test:** 2021-11-12 to 2021-11-18  
**Date of Issue:** 2021-12-06

<b>Test Result:</b>	<b>Pass*</b>
---------------------	--------------

\* In the configuration tested, the EUT complied with the standards specified above. This report supersedes our previous report GZCR210802093201, issued on 2021-11-19, which is hereby deemed null and void.

Kobe Jian  
EMC Laboratory Manager



Revision Record				
Version	Chapter	Date	Modifier	Remark
01		2021-11-19		Original
02		2021-12-06		Added the data and the setup photo of Radiated Emissions (above 1GHz)

Authorized for issue by				
				
		<hr/>		
		Curry Wu/Project Engineer		
				
		<hr/>		
		Ricky Liu/Reviewer		



Unless otherwise agreed in writing, this document is issued by the Company subject to its General Conditions of Service printed overleaf, available on request or accessible at <http://www.sgs.com/en/Terms-and-Conditions.aspx> and, for electronic format documents, subject to Terms and Conditions for Electronic Documents at <http://www.sgs.com/en/Terms-and-Conditions/Terms-e-Document.aspx>. Attention is drawn to the limitation of liability, indemnification and jurisdiction issues defined therein. Any holder of this document is advised that information contained hereon reflects the Company's findings at the time of its intervention only and within the limits of Client's instructions, if any. The Company's sole responsibility is to its Client and this document does not exonerate parties to a transaction from exercising all their rights and obligations under the transaction documents. This document cannot be reproduced except in full, without prior written approval of the Company. Any unauthorized alteration, forgery or falsification of the content or appearance of this document is unlawful and offenders may be prosecuted to the fullest extent of the law. Unless otherwise stated the results shown in this test report refer only to the sample(s) tested and such sample(s) are retained for 30 days only.

Attention: To check the authenticity of testing /inspection report & certificate, please contact us at telephone: (86-755) 8307 1443, or email: [CN\\_Doccheck@sgs.com](mailto:CN_Doccheck@sgs.com)

## 2 Test Summary

Emission Part				
Item	Standard	Method	Requirement	Result
Radiated Emissions (above 1GHz)	47 CFR Part 15, Subpart B	ANSI C63.4:2014	Class B	Pass
Radiated Emissions (30MHz-1GHz)		ANSI C63.4:2014	Class B	Pass
Conducted Emissions at Mains Terminals (150kHz-30MHz)		ANSI C63.4:2014	Class B	Pass

Internal Source	Upper Frequency
Below 1.705MHz	30MHz
.705MHz to 108MHz	1GHz
108MHz to 500MHz	2GHz
500MHz to 1GHz	5GHz
Above 1GHz	5th harmonic of the highest frequency or 40GHz, whichever is lower

### Note:

E.U.T./EUT means Equipment Under Test.

Pass means the test result passed the test standard requirement, please find the detailed decision rule in the report relative section.

### Remark:

The difference between Second supply prototypes is only that some electronic components are supplied by different manufacturers, the technical specifications and parameters are the same and has no effect on the RF circuitry.



Unless otherwise agreed in writing, this document is issued by the Company subject to its General Conditions of Service printed overleaf, available on request or accessible at <http://www.sgs.com/en/Terms-and-Conditions.aspx> and, for electronic format documents, subject to Terms and Conditions for Electronic Documents at <http://www.sgs.com/en/Terms-and-Conditions/Terms-e-Documents.aspx>. Attention is drawn to the limitation of liability, indemnification and jurisdiction issues defined therein. Any holder of this document is advised that information contained hereon reflects the Company's findings at the time of its intervention only and within the limits of Client's instructions, if any. The Company's sole responsibility is to its Client and this document does not exonerate parties to a transaction from exercising all their rights and obligations under the transaction documents. This document cannot be reproduced except in full, without prior written approval of the Company. Any unauthorized alteration, forgery or falsification of the content or appearance of this document is unlawful and offenders may be prosecuted to the fullest extent of the law. Unless otherwise stated the results shown in this test report refer only to the sample(s) tested and such sample(s) are retained for 30 days only.  
 Attention: To check the authenticity of testing /inspection report & certificate, please contact us at telephone: (86-755) 8307 1443, or email: [CN\\_Doccheck@sgs.com](mailto:CN_Doccheck@sgs.com)

### 3 Contents

	Page
<b>1 Cover Page</b> .....	<b>1</b>
<b>2 Test Summary</b> .....	<b>3</b>
<b>3 Contents</b> .....	<b>4</b>
<b>4 General Information</b> .....	<b>5</b>
4.1 Details of E.U.T. ....	5
4.2 Description of Support Units .....	5
4.3 Measurement Uncertainty .....	6
4.4 Test Location.....	6
4.5 Test Facility .....	6
4.6 Deviation from Standards.....	8
4.7 Abnormalities from Standard Conditions .....	8
<b>5 Equipment List</b> .....	<b>9</b>
<b>6 Emission Test Results</b> .....	<b>11</b>
6.1 Conducted Emissions at Mains Terminals (150kHz-30MHz) .....	11
6.1.1 E.U.T. Operation .....	11
6.1.2 Test Mode Description .....	11
6.1.3 Test Setup Diagram .....	11
6.1.4 Measurement Procedure and Data.....	12
6.2 Radiated Emissions (30MHz-1GHz) .....	21
6.2.1 E.U.T. Operation .....	21
6.2.2 Test Mode Description .....	21
6.2.3 Test Setup Diagram .....	22
6.2.4 Measurement Procedure and Data.....	22
6.3 Radiated Emissions (above 1GHz) .....	31
6.3.1 E.U.T. Operation .....	31
6.3.2 Test Mode Description .....	31
6.3.3 Test Setup Diagram .....	31
6.3.4 Measurement Procedure and Data.....	32
<b>7 Test Setup Photo</b> .....	<b>41</b>
<b>8 EUT Constructional Details (EUT Photos)</b> .....	<b>41</b>



Unless otherwise agreed in writing, this document is issued by the Company subject to its General Conditions of Service printed overleaf, available on request or accessible at <http://www.sgs.com/en/Terms-and-Conditions.aspx> and, for electronic format documents, subject to Terms and Conditions for Electronic Documents at <http://www.sgs.com/en/Terms-and-Conditions/Terms-e-Documents.aspx>. Attention is drawn to the limitation of liability, indemnification and jurisdiction issues defined therein. Any holder of this document is advised that information contained hereon reflects the Company's findings at the time of its intervention only and within the limits of Client's instructions, if any. The Company's sole responsibility is to its Client and this document does not exonerate parties to a transaction from exercising all their rights and obligations under the transaction documents. This document cannot be reproduced except in full, without prior written approval of the Company. Any unauthorized alteration, forgery or falsification of the content or appearance of this document is unlawful and offenders may be prosecuted to the fullest extent of the law. Unless otherwise stated the results shown in this test report refer only to the sample(s) tested and such sample(s) are retained for 30 days only.  
 Attention: To check the authenticity of testing /inspection report & certificate, please contact us at telephone: (86-755) 8307 1443, or email: [CN\\_Doccheck@sgs.com](mailto:CN_Doccheck@sgs.com)

## 4 General Information

### 4.1 Details of E.U.T.

Power supply: Left earbud: Rechargeable battery DC 3.7V 37mAh 0.137Wh (Charge by charging box)  
 Right earbud: Rechargeable battery DC 3.7V 37mAh 0.137Wh (Charge by charging box)  
 Charging box: Rechargeable battery DC 3.8V 410mAh 1.558Wh (Charge by Type C)

Cable(s): 17cm unshielded

Remark:

2ATEYT0010C is the FCC ID of the charging box, 2ATEYT0010 is the FCC ID of the earbud.

Please refer to the following for the test mode of the charging box:

Earphone charge mode\_ Keep the charging box alone to charge the earbud.

Charging BOX charge mode\_ Keep the power adapter alone to charge the charging box.

Charging BOX+ earphone charge mode\_ Keep the power adapter to charge the charging box, when the charging box then charge the earbud at the same time

Please refer to the following for the test mode of the earbud:

Earphone charge mode\_ Keep the charging box alone to charge the earbud.

Charging BOX+ earphone charge mode\_ Keep the power adapter to charge the charging box, when the charging box then charge the earbud at the same time

Operation(BT)\_ Pair the device with Smartphone via Bluetooth and keep the music playing.

### 4.2 Description of Support Units

Description	Manufacturer	Model No.	Serial No.
Adapter	HUAWEI	HW-050100A01	REF. No.SEA05E02F
Mobile Phone	HUAWEI	LYA-AL00	REF. No.SEA16C00



Unless otherwise agreed in writing, this document is issued by the Company subject to its General Conditions of Service printed overleaf, available on request or accessible at <http://www.sgs.com/en/Terms-and-Conditions.aspx> and, for electronic format documents, subject to Terms and Conditions for Electronic Documents at <http://www.sgs.com/en/Terms-and-Conditions/Terms-e-Documents.aspx>. Attention is drawn to the limitation of liability, indemnification and jurisdiction issues defined therein. Any holder of this document is advised that information contained hereon reflects the Company's findings at the time of its intervention only and within the limits of Client's instructions, if any. The Company's sole responsibility is to its Client and this document does not exonerate parties to a transaction from exercising all their rights and obligations under the transaction documents. This document cannot be reproduced except in full, without prior written approval of the Company. Any unauthorized alteration, forgery or falsification of the content or appearance of this document is unlawful and offenders may be prosecuted to the fullest extent of the law. Unless otherwise stated the results shown in this test report refer only to the sample(s) tested and such sample(s) are retained for 30 days only.

Attention: To check the authenticity of testing /inspection report & certificate, please contact us at telephone: (86-755) 8307 1443, or email: [CN.Doccheck@sgs.com](mailto:CN.Doccheck@sgs.com)



### 4.3 Measurement Uncertainty

Test Item	Measurement Uncertainty
Conducted Emissions at Mains Terminals (150kHz-30MHz)	3.12dB
Radiated Emissions (30MHz-1GHz)	5.06dB (3m)
Radiated Emissions (above 1GHz)	5.08dB (1GHz-6GHz) 5.14dB (6GHz-18GHz)
Remark: The $U_{lab}$ (lab Uncertainty) is less than $U_{CISPR}$ (CISPR Uncertainty), so the test results – compliance is deemed to occur if no measured disturbance level exceeds the disturbance limit; – non-compliance is deemed to occur if any measured disturbance level exceeds the disturbance limit.	

### 4.4 Test Location

All tests were performed at:

SGS-CSTC Standards Technical Services Co., Ltd., Guangzhou Branch EMC Laboratory,  
 198 Kezhu Road, Sciencetech Park, Guangzhou Economic & Technology Development District,  
 Guangzhou, China 510663

Tel: +86 20 82155555

Fax: +86 20 82075059

No tests were sub-contracted.

### 4.5 Test Facility

The test facility is recognized, certified, or accredited by the following organizations:



Unless otherwise agreed in writing, this document is issued by the Company subject to its General Conditions of Service printed overleaf, available on request or accessible at <http://www.sgs.com/en/Terms-and-Conditions.aspx> and, for electronic format documents, subject to Terms and Conditions for Electronic Documents at <http://www.sgs.com/en/Terms-and-Conditions/Terms-e-Documents.aspx>. Attention is drawn to the limitation of liability, indemnification and jurisdiction issues defined therein. Any holder of this document is advised that information contained hereon reflects the Company's findings at the time of its intervention only and within the limits of Client's instructions, if any. The Company's sole responsibility is to its Client and this document does not exonerate parties to a transaction from exercising all their rights and obligations under the transaction documents. This document cannot be reproduced except in full, without prior written approval of the Company. Any unauthorized alteration, forgery or falsification of the content or appearance of this document is unlawful and offenders may be prosecuted to the fullest extent of the law. Unless otherwise stated the results shown in this test report refer only to the sample(s) tested and such sample(s) are retained for 30 days only.  
 Attention: To check the authenticity of testing /inspection report & certificate, please contact us at telephone: (86-755) 8307 1443, or email: [CN\\_Doccheck@sgs.com](mailto:CN_Doccheck@sgs.com)

● **NVLAP (Lab Code: 200611-0)**

SGS-CSTC Standards Technical Services Co., Ltd., Guangzhou EMC Laboratory is accredited by the National Voluntary Laboratory Accreditation Program (NVLAP/NIST). NVLAP Code: 200611-0.

The report must not be used by the client to claim product certification, approval, or endorsement by NVLAP, NIST, or any agency of the Federal Government.

● **ACMA**

SGS-CSTC Standards Technical Services Co., Ltd., EMC Laboratory can also perform testing for the Australian/New Zealand Regulatory Compliance Mark (RCM).

● **SGS UK(Certificate No.: 32), SGS-TUV SAARLAND and SGS-FIMKO**

Have approved SGS-CSTC Standards Technical Services Co., Ltd., EMC Laboratory as a supplier of EMC TESTING SERVICES and SAFETY TESTING SERVICES.

● **CNAS (Lab Code: L0167)**

SGS-CSTC Standards Technical Services Co., Ltd., EMC Laboratory has been assessed and in compliance with CNAS-CL01:2018 accreditation criteria for testing laboratories (identical to ISO/IEC 17025:2017 General Requirements) for the Competence of Testing Laboratories.

● **FCC Recognized Accredited Test Firm(Registration No.: 486818)**

SGS-CSTC Standards Technical Services Co., Ltd., EMC Laboratory has been accredited and fully described in a report filed with the (FCC) Federal Communications Commission. The acceptance letter from the FCC is maintained in our files. Designation Number: CN5016, Test Firm Registration Number: 486818.

● **ISED (Registration No.: 4620B, CAB identifier: CN0052)**

SGS-CSTC Standards Technical Services Co., Ltd., has been registered by Innovation Science and Economic Development Canada for Wireless Device Testing laboratories to test to Canadian radio equipment requirements. Registration No. 4620B, CAB identifier: CN0052.

● **VCCI (Registration No.: R-12460, C-12584, G-20107 and T-11179)**

The 10m Semi-anechoic chamber, 966 Anechoic Chamber and Shielded Room of SGS-CSTC Standards Technical Services Co., Ltd. have been registered in accordance with the Regulations for Voluntary Control Measures with Registration No.: R-12460, C-12584, G-20107 and T-11179 respectively.

● **CBTL (Lab Code: TL129)**

SGS-CSTC Standards Technical Services Co., Ltd., E&E Laboratory has been assessed and fully comply with the requirements of ISO/IEC 17025:2017, the Basic Rules, IECEE 01 and Rules of procedure IECEE 02, and the relevant IECEE CB-Scheme Operational documents.



Unless otherwise agreed in writing, this document is issued by the Company subject to its General Conditions of Service printed overleaf, available on request or accessible at <http://www.sgs.com/en/Terms-and-Conditions.aspx> and, for electronic format documents, subject to Terms and Conditions for Electronic Documents at <http://www.sgs.com/en/Terms-and-Conditions/Terms-e-Documents.aspx>. Attention is drawn to the limitation of liability, indemnification and jurisdiction issues defined therein. Any holder of this document is advised that information contained hereon reflects the Company's findings at the time of its intervention only and within the limits of Client's instructions, if any. The Company's sole responsibility is to its Client and this document does not exonerate parties to a transaction from exercising all their rights and obligations under the transaction documents. This document cannot be reproduced except in full, without prior written approval of the Company. Any unauthorized alteration, forgery or falsification of the content or appearance of this document is unlawful and offenders may be prosecuted to the fullest extent of the law. Unless otherwise stated the results shown in this test report refer only to the sample(s) tested and such sample(s) are retained for 30 days only.  
 Attention: To check the authenticity of testing /inspection report & certificate, please contact us at telephone: (86-755) 8307 1443, or email: [CN.Doccheck@sgs.com](mailto:CN.Doccheck@sgs.com)

#### 4.6 Deviation from Standards

None

#### 4.7 Abnormalities from Standard Conditions

None



Unless otherwise agreed in writing, this document is issued by the Company subject to its General Conditions of Service printed overleaf, available on request or accessible at <http://www.sgs.com/en/Terms-and-Conditions.aspx> and, for electronic format documents, subject to Terms and Conditions for Electronic Documents at <http://www.sgs.com/en/Terms-and-Conditions/Terms-e-Documents.aspx>. Attention is drawn to the limitation of liability, indemnification and jurisdiction issues defined therein. Any holder of this document is advised that information contained hereon reflects the Company's findings at the time of its intervention only and within the limits of Client's instructions, if any. The Company's sole responsibility is to its Client and this document does not exonerate parties to a transaction from exercising all their rights and obligations under the transaction documents. This document cannot be reproduced except in full, without prior written approval of the Company. Any unauthorized alteration, forgery or falsification of the content or appearance of this document is unlawful and offenders may be prosecuted to the fullest extent of the law. Unless otherwise stated the results shown in this test report refer only to the sample(s) tested and such sample(s) are retained for 30 days only.  
Attention: To check the authenticity of testing /inspection report & certificate, please contact us at telephone: (86-755) 8307 1443, or email: [CN\\_Doccheck@sgs.com](mailto:CN_Doccheck@sgs.com)



## 5 Equipment List

Conducted Emissions at Mains Terminals (150kHz-30MHz)					
Equipment	Manufacturer	Model No	Inventory No	Cal Date	Cal Due Date
Shielding Room	ChangZhou ZhongYu	8m x 3m x 3.8m	EMC0306	N/A	N/A
Two-Line V-Network	Rohde & Schwarz	ENV216	EMC0118	2021-01-08	2022-01-06
Two-Line V-Network-GZ	Rohde & Schwarz	ENV216	EMC2135	2021-09-24	2022-09-23
Coaxial Cable	HangTianXing	2m	EMC0107	2020-09-09	2022-09-08
Test Software E3c	Audix	Ver. 5.4.1221b	GZE100-62	N/A	N/A
EMI Test Receiver(9kHz-3.6GHz)	Rohde & Schwarz	ESR4	EMC2221	2021-06-01	2022-05-31

Radiated Spurious Emissions (Below 1GHz)					
Equipment	Manufacturer	Model No	Inventory No	Cal Date	Cal Due Date
Chamber cable	HangTianXing	N/A	EMC0542	2020-09-09	2022-09-08
Trilog Broadband Antenna(25MHz-1GHz)-Lab	SCHWARZBECK MESS-ELEKTRONIK	VULB 9168	SEM003-18	2019-02-22	2022-02-21
Amplifier(9kHz-1.3GHz)	HP	8447F	EMC2065	2021-05-19	2022-05-18
Active Loop Antenna-RED	ETS-Lindgren	6502	EMC2190	2019-12-27	2021-12-26
10m Semi-Anechoic Chamber	ETS	N/A	EMC0530	2019-10-20	2022-10-19
Test Software E3	Audix	Ver.6.120110a	GZE100-61	N/A	N/A
EMI Test Receiver (1Hz-8GHz)	Rohde & Schwarz	ESW8	EMC2220	2021-05-26	2022-05-25

Radiated Emissions (above 1GHz)					
Equipment	Manufacturer	Model No	Inventory No	Cal Date	Cal Due Date
EMI Test Receiver(20Hz-26.5GHz)	Rohde & Schwarz	ESIB26	EMC0522	2021-01-08	2022-01-07
Chamber cable(Above 1GHz)	Scoflex	KMKM-8.0m	EMC0545	2020-09-09	2022-09-08
Horn Antenna(1GHz-18GHz)	SCHWARZBECK MESS-ELEKTRONIK	BBHA 9120D	EMC2026	2019-09-25	2022-09-24
1GHz-26.5 GHz Pre-Amplifier	Agilent	8449B	EMC0521	2021-01-08	2022-01-07
966 Anechoic Chamber	C.R.T	9m x 6m x 6m	EMC2142	2020-12-20	2023-12-19
MXE EMI Receiver(10Hz-8.4GHz)	Keysight	N9038A	EMC2139	2021-11-12	2022-11-11
Test Software E3	Audix	Ver.6.120110a	GZE100-61	N/A	N/A



Unless otherwise agreed in writing, this document is issued by the Company subject to its General Conditions of Service printed overleaf, available on request or accessible at <http://www.sgs.com/en/Terms-and-Conditions.aspx> and, for electronic format documents, subject to Terms and Conditions for Electronic Documents at <http://www.sgs.com/en/Terms-and-Conditions/Terms-e-Document.aspx>. Attention is drawn to the limitation of liability, indemnification and jurisdiction issues defined therein. Any holder of this document is advised that information contained herein reflects the Company's findings at the time of its intervention only and within the limits of Client's instructions, if any. The Company's sole responsibility is to its Client and this document does not exonerate parties to a transaction from exercising all their rights and obligations under the transaction documents. This document cannot be reproduced except in full, without prior written approval of the Company. Any unauthorized alteration, forgery or falsification of the content or appearance of this document is unlawful and offenders may be prosecuted to the fullest extent of the law. Unless otherwise stated the results shown in this test report refer only to the sample(s) tested and such sample(s) are retained for 30 days only.

General used equipment					
Equipment	Manufacturer	Model No	Inventory No	Cal Date	Cal Due Date
DMM	Fluke	73	EMC0006	2021-07-05	2022-07-05
DMM	Fluke	73	EMC0007	2021-07-05	2022-07-05



Unless otherwise agreed in writing, this document is issued by the Company subject to its General Conditions of Service printed overleaf, available on request or accessible at <http://www.sgs.com/en/Terms-and-Conditions.aspx> and, for electronic format documents, subject to Terms and Conditions for Electronic Documents at <http://www.sgs.com/en/Terms-and-Conditions/Terms-e-Documents.aspx>. Attention is drawn to the limitation of liability, indemnification and jurisdiction issues defined therein. Any holder of this document is advised that information contained hereon reflects the Company's findings at the time of its intervention only and within the limits of Client's instructions, if any. The Company's sole responsibility is to its Client and this document does not exonerate parties to a transaction from exercising all their rights and obligations under the transaction documents. This document cannot be reproduced except in full, without prior written approval of the Company. Any unauthorized alteration, forgery or falsification of the content or appearance of this document is unlawful and offenders may be prosecuted to the fullest extent of the law. Unless otherwise stated the results shown in this test report refer only to the sample(s) tested and such sample(s) are retained for 30 days only.  
 Attention: To check the authenticity of testing /inspection report & certificate, please contact us at telephone: (86-755) 8307 1443, or email: [CN\\_Doccheck@sgs.com](mailto:CN_Doccheck@sgs.com)

## 6 Emission Test Results

### 6.1 Conducted Emissions at Mains Terminals (150kHz-30MHz)

Test Requirement:	47 CFR Part 15, Subpart B
Test Method:	ANSI C63.4:2014
Limit:	
0.15M-0.5MHz	66dB(μV)-56dB(μV) quasi-peak, 56dB(μV)-46dB(μV) average
0.5M-5MHz	56dB(μV) quasi-peak, 46dB(μV) average
5M-30MHz	60dB(μV) quasi-peak, 50dB(μV) average
Detector:	Peak for pre-scan (9kHz resolution bandwidth) 0.15M to 30MHz

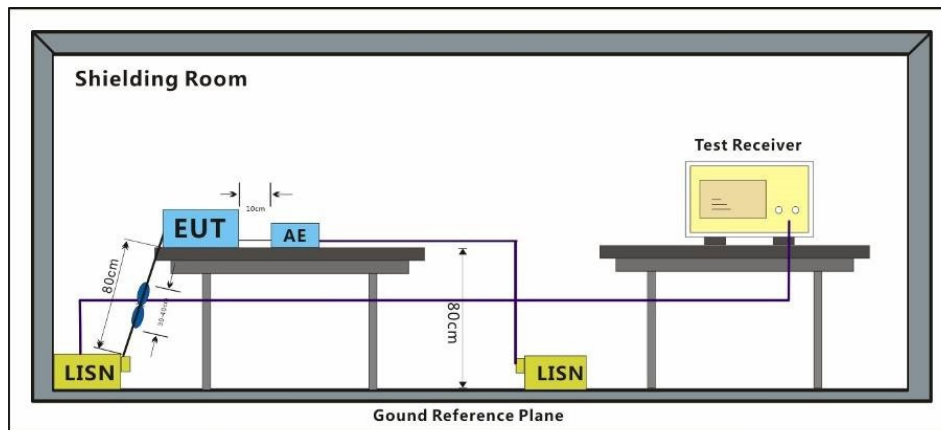
#### 6.1.1 E.U.T. Operation

Operating Environment:	
Temperature:	25.6 °C      Humidity: 48.6 % RH      Atmospheric Pressure: 1003 mbar

#### 6.1.2 Test Mode Description

Pre-scan / Mode	Code	Description
Final test	07	Charging BOX charge mode_ Keep the charging box alone to charge the earbud.
Final test	08	Charging BOX+earphone charge mode_ Keep the power adapter to charge the charging box, when the charging box then charge the earbud at the same time
Final test	11	Charging BOX charge mode(Second supply)_ Keep the charging box alone to charge the earbud.
Final test	12	Charging BOX+earphone charge mode(Second supply)_ Keep the power adapter to charge the charging box, when the charging box then charge the earbud at the same time

#### 6.1.3 Test Setup Diagram



Unless otherwise agreed in writing, this document is issued by the Company subject to its General Conditions of Service printed overleaf, available on request or accessible at <http://www.sgs.com/en/Terms-and-Conditions.aspx> and, for electronic format documents, subject to Terms and Conditions for Electronic Documents at <http://www.sgs.com/en/Terms-and-Conditions/Terms-e-Documents.aspx>. Attention is drawn to the limitation of liability, indemnification and jurisdiction issues defined therein. Any holder of this document is advised that information contained herein reflects the Company's findings at the time of its intervention only and within the limits of Client's instructions, if any. The Company's sole responsibility is to its Client and this document does not exonerate parties to a transaction from exercising all their rights and obligations under the transaction documents. This document cannot be reproduced except in full, without prior written approval of the Company. Any unauthorized alteration, forgery or falsification of the content or appearance of this document is unlawful and offenders may be prosecuted to the fullest extent of the law. Unless otherwise stated the results shown in this test report refer only to the sample(s) tested and such sample(s) are retained for 30 days only.  
 Attention: To check the authenticity of testing /inspection report & certificate, please contact us at telephone: (86-755) 8307 1443, or email: [CN.Doccheck@sgs.com](mailto:CN.Doccheck@sgs.com)

#### 6.1.4 Measurement Procedure and Data

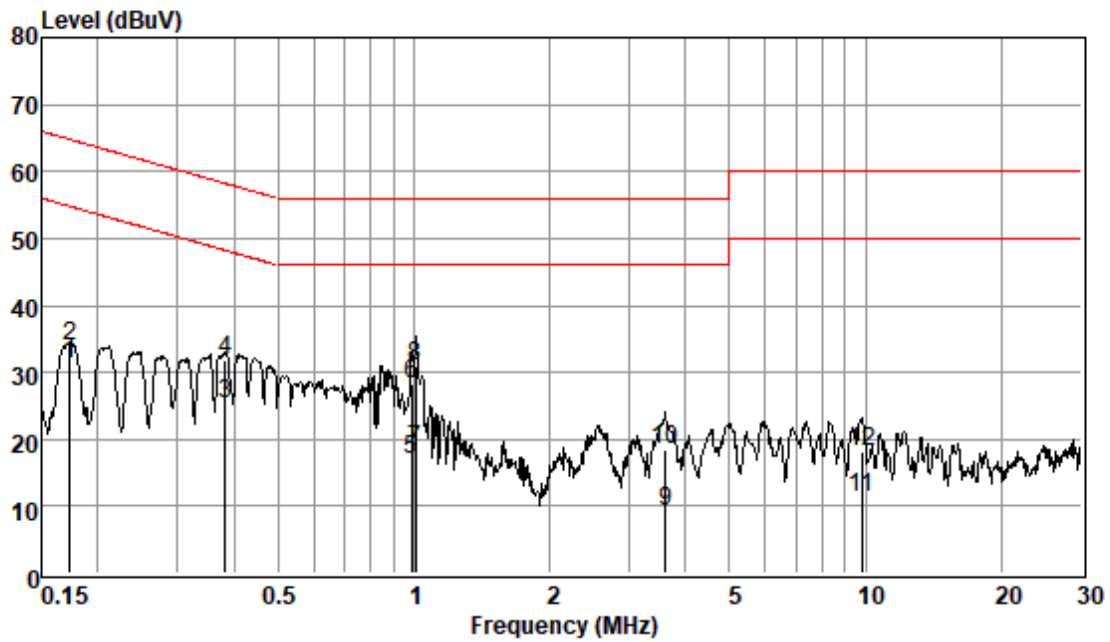
An initial pre-scan was performed with peak detector. Quasi-Peak or Average measurement were performed at the frequencies with maximized peak emission were detected.

Measured Level = Read level + Cable Loss + LISN Factor



Unless otherwise agreed in writing, this document is issued by the Company subject to its General Conditions of Service printed overleaf, available on request or accessible at <http://www.sgs.com/en/Terms-and-Conditions.aspx> and, for electronic format documents, subject to Terms and Conditions for Electronic Documents at <http://www.sgs.com/en/Terms-and-Conditions/Terms-e-Documents.aspx>. Attention is drawn to the limitation of liability, indemnification and jurisdiction issues defined therein. Any holder of this document is advised that information contained hereon reflects the Company's findings at the time of its intervention only and within the limits of Client's instructions, if any. The Company's sole responsibility is to its Client and this document does not exonerate parties to a transaction from exercising all their rights and obligations under the transaction documents. This document cannot be reproduced except in full, without prior written approval of the Company. Any unauthorized alteration, forgery or falsification of the content or appearance of this document is unlawful and offenders may be prosecuted to the fullest extent of the law. Unless otherwise stated the results shown in this test report refer only to the sample(s) tested and such sample(s) are retained for 30 days only.  
Attention: To check the authenticity of testing /inspection report & certificate, please contact us at telephone: (86-755) 8307 1443, or email: [CN\\_Doccheck@sgs.com](mailto:CN_Doccheck@sgs.com)

Test mode:07



Pol : NEUTRAL  
Mode :  
Model :

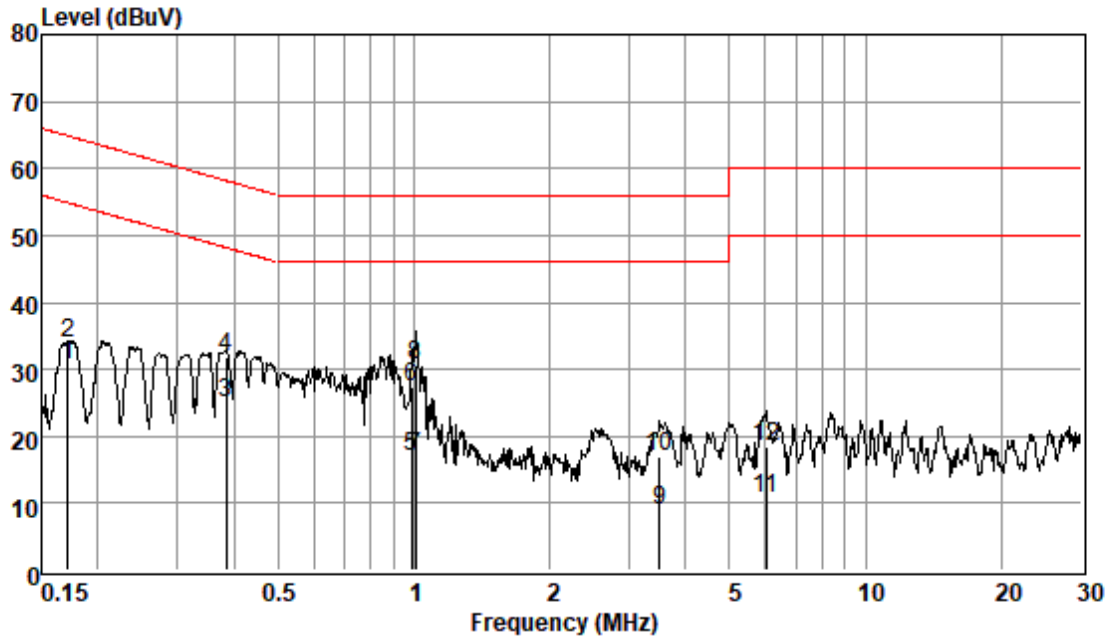
Frequenc MHz	Read Level dBUV	Cable Loss dB	LISN Factor dB	Measured Level dBUV	Limit Line dBUV	Over Limit dB	Remark
0.17	21.54	0.06	9.55	31.15	54.81	-23.66	Average
0.17	24.18	0.06	9.55	33.79	64.81	-31.02	QP
0.38	15.80	0.06	9.55	25.41	48.21	-22.80	Average
0.38	22.24	0.06	9.55	31.85	58.21	-26.36	QP
0.99	7.31	0.07	9.55	16.93	46.00	-29.07	Average
0.99	18.49	0.07	9.55	28.11	56.00	-27.89	QP
1.01	8.79	0.07	9.55	18.41	46.00	-27.59	Average
1.01	21.41	0.07	9.55	31.03	56.00	-24.97	QP
3.60	-0.39	0.16	9.56	9.33	46.00	-36.67	Average
3.60	8.63	0.16	9.56	18.35	56.00	-37.65	QP
9.81	1.54	0.23	9.59	11.36	50.00	-38.64	Average
9.81	8.41	0.23	9.59	18.23	60.00	-41.77	QP



Unless otherwise agreed in writing, this document is issued by the Company subject to its General Conditions of Service printed overleaf, available on request or accessible at <http://www.sgs.com/en/Terms-and-Conditions.aspx> and, for electronic format documents, subject to Terms and Conditions for Electronic Documents at <http://www.sgs.com/en/Terms-and-Conditions/Terms-e-Documents.aspx>. Attention is drawn to the limitation of liability, indemnification and jurisdiction issues defined therein. Any holder of this document is advised that information contained hereon reflects the Company's findings at the time of its intervention only and within the limits of Client's instructions, if any. The Company's sole responsibility is to its Client and this document does not exonerate parties to a transaction from exercising all their rights and obligations under the transaction documents. This document cannot be reproduced except in full, without prior written approval of the Company. Any unauthorized alteration, forgery or falsification of the content or appearance of this document is unlawful and offenders may be prosecuted to the fullest extent of the law. Unless otherwise stated the results shown in this test report refer only to the sample(s) tested and such sample(s) are retained for 30 days only.



Test mode:07



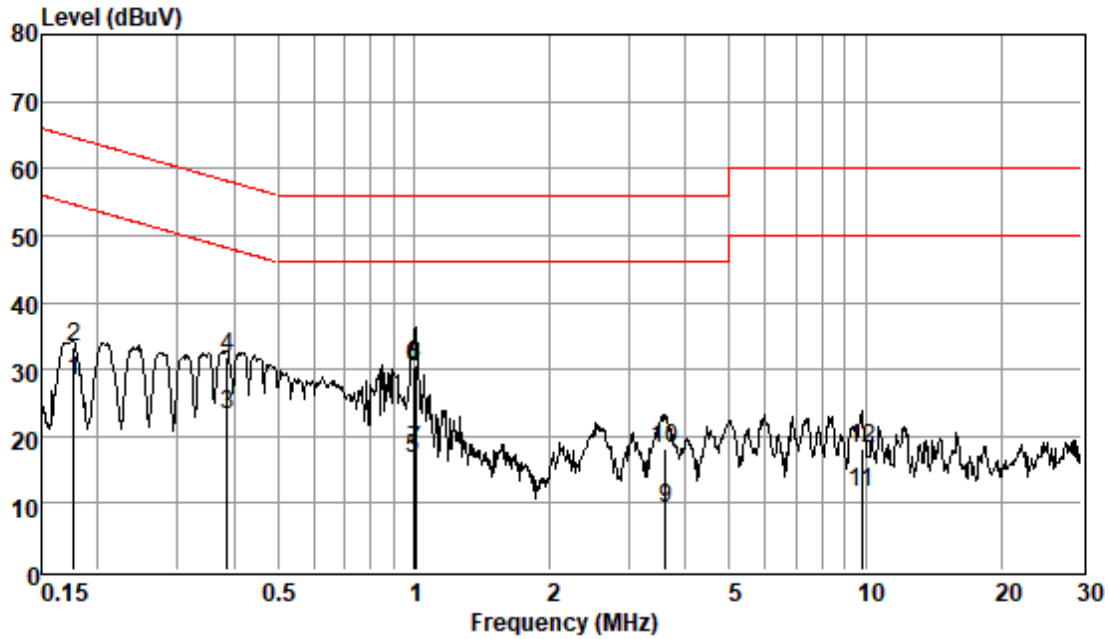
Pol :LINE  
Mode :  
Model :

Frequenc MHz	Read Level dBuV	Cable Loss dB	LISN Factor dB	Measured Level dBuV	Limit Line dBuV	Over Limit dB	Remark
0.17	21.04	0.06	9.62	30.72	54.90	-24.18	Average
0.17	24.21	0.06	9.62	33.89	64.90	-31.01	QP
0.39	15.23	0.06	9.62	24.91	48.17	-23.26	Average
0.39	22.18	0.06	9.62	31.86	58.17	-26.31	QP
0.99	7.34	0.07	9.62	17.03	46.00	-28.97	Average
0.99	17.76	0.07	9.62	27.45	56.00	-28.55	QP
1.01	7.28	0.07	9.62	16.97	46.00	-29.03	Average
1.01	21.01	0.07	9.62	30.70	56.00	-25.30	QP
3.49	-0.80	0.16	9.62	8.98	46.00	-37.02	Average
3.49	7.15	0.16	9.62	16.93	56.00	-39.07	QP
6.02	0.72	0.20	9.67	10.59	50.00	-39.41	Average
6.02	8.48	0.20	9.67	18.35	60.00	-41.65	QP



Unless otherwise agreed in writing, this document is issued by the Company subject to its General Conditions of Service printed overleaf, available on request or accessible at <http://www.sgs.com/en/Terms-and-Conditions.aspx> and, for electronic format documents, subject to Terms and Conditions for Electronic Documents at <http://www.sgs.com/en/Terms-and-Conditions/Terms-e-Documents.aspx>. Attention is drawn to the limitation of liability, indemnification and jurisdiction issues defined therein. Any holder of this document is advised that information contained hereon reflects the Company's findings at the time of its intervention only and within the limits of Client's instructions, if any. The Company's sole responsibility is to its Client and this document does not exonerate parties to a transaction from exercising all their rights and obligations under the transaction documents. This document cannot be reproduced except in full, without prior written approval of the Company. Any unauthorized alteration, forgery or falsification of the content or appearance of this document is unlawful and offenders may be prosecuted to the fullest extent of the law. Unless otherwise stated the results shown in this test report refer only to the sample(s) tested and such sample(s) are retained for 30 days only.

Test mode:08



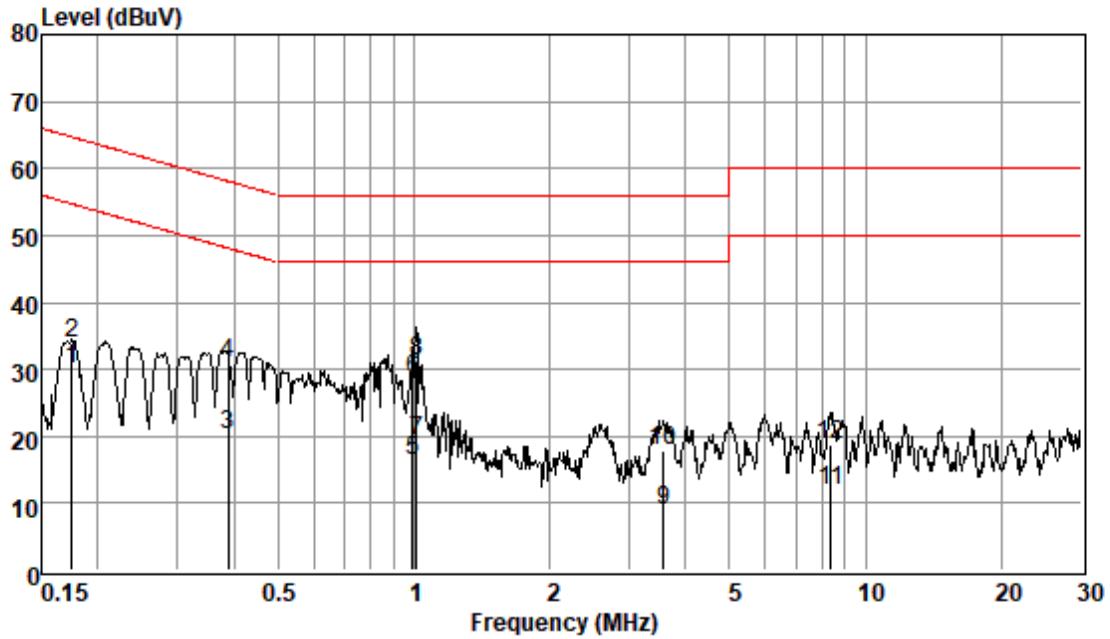
Pol : NEUTRAL  
Mode :  
Model :

Frequenc MHz	Read Level dBuV	Cable Loss dB	LISN Factor dB	Measured Level dBuV	Limit Line dBuV	Over Limit dB	Remark
0.18	18.53	0.06	9.55	28.14	54.64	-26.50	Average
0.18	23.73	0.06	9.55	33.34	64.64	-31.30	QP
0.39	13.45	0.06	9.56	23.07	48.12	-25.05	Average
0.39	22.18	0.06	9.56	31.80	58.12	-26.32	QP
1.00	7.00	0.07	9.55	16.62	46.00	-29.38	Average
1.00	20.58	0.07	9.55	30.20	56.00	-25.80	QP
1.01	8.17	0.07	9.55	17.79	46.00	-28.21	Average
1.01	20.94	0.07	9.55	30.56	56.00	-25.44	QP
3.60	-0.37	0.16	9.56	9.35	46.00	-36.65	Average
3.60	8.46	0.16	9.56	18.18	56.00	-37.82	QP
9.81	1.65	0.23	9.59	11.47	50.00	-38.53	Average
9.81	8.37	0.23	9.59	18.19	60.00	-41.81	QP



Unless otherwise agreed in writing, this document is issued by the Company subject to its General Conditions of Service printed overleaf, available on request or accessible at <http://www.sgs.com/en/Terms-and-Conditions.aspx> and, for electronic format documents, subject to Terms and Conditions for Electronic Documents at <http://www.sgs.com/en/Terms-and-Conditions/Terms-e-Documents.aspx>. Attention is drawn to the limitation of liability, indemnification and jurisdiction issues defined therein. Any holder of this document is advised that information contained hereon reflects the Company's findings at the time of its intervention only and within the limits of Client's instructions, if any. The Company's sole responsibility is to its Client and this document does not exonerate parties to a transaction from exercising all their rights and obligations under the transaction documents. This document cannot be reproduced except in full, without prior written approval of the Company. Any unauthorized alteration, forgery or falsification of the content or appearance of this document is unlawful and offenders may be prosecuted to the fullest extent of the law. Unless otherwise stated the results shown in this test report refer only to the sample(s) tested and such sample(s) are retained for 30 days only.

Test mode:08



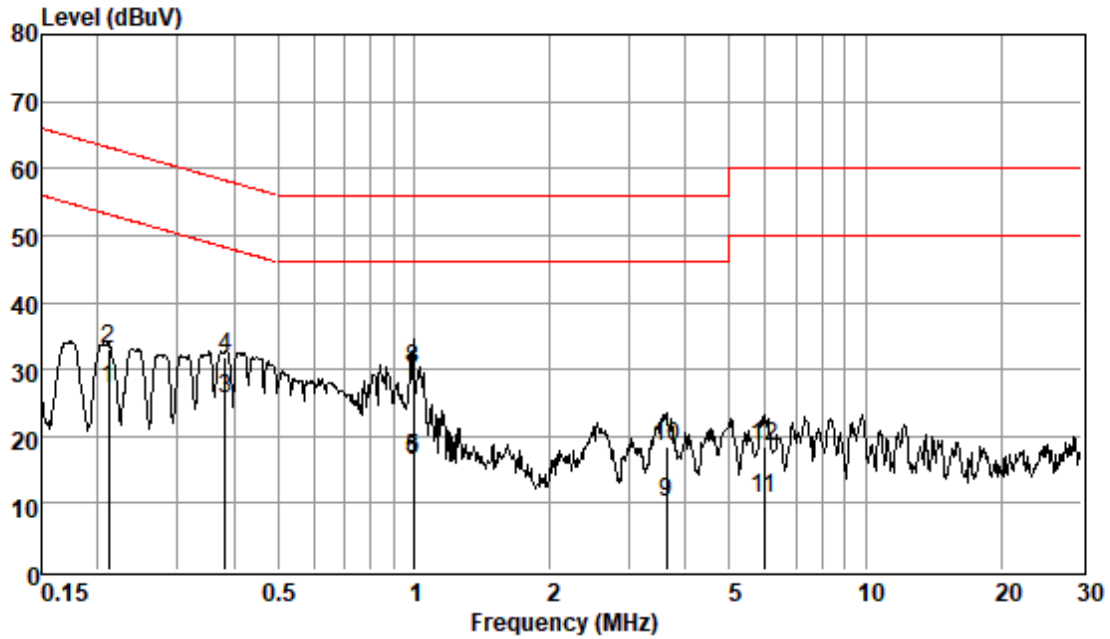
Pol :LINE  
Mode :  
Model :

Frequenc MHz	Read Level dBuV	Cable Loss dB	LISN Factor dB	Measured Level dBuV	Limit Line dBuV	Over Limit dB	Remark
0.17	20.47	0.06	9.62	30.15	54.72	-24.57	Average
0.17	24.15	0.06	9.62	33.83	64.72	-30.89	QP
0.39	10.43	0.06	9.62	20.11	48.08	-27.97	Average
0.39	21.28	0.06	9.62	30.96	58.08	-27.12	QP
0.99	6.67	0.07	9.62	16.36	46.00	-29.64	Average
0.99	18.94	0.07	9.62	28.63	56.00	-27.37	QP
1.02	9.59	0.07	9.62	19.28	46.00	-26.72	Average
1.02	21.52	0.07	9.62	31.21	56.00	-24.79	QP
3.57	-0.71	0.16	9.62	9.07	46.00	-36.93	Average
3.57	7.95	0.16	9.62	17.73	56.00	-38.27	QP
8.37	2.06	0.22	9.68	11.96	50.00	-38.04	Average
8.37	8.84	0.22	9.68	18.74	60.00	-41.26	QP



Unless otherwise agreed in writing, this document is issued by the Company subject to its General Conditions of Service printed overleaf, available on request or accessible at <http://www.sgs.com/en/Terms-and-Conditions.aspx> and, for electronic format documents, subject to Terms and Conditions for Electronic Documents at <http://www.sgs.com/en/Terms-and-Conditions/Terms-e-Documents.aspx>. Attention is drawn to the limitation of liability, indemnification and jurisdiction issues defined therein. Any holder of this document is advised that information contained hereon reflects the Company's findings at the time of its intervention only and within the limits of Client's instructions, if any. The Company's sole responsibility is to its Client and this document does not exonerate parties to a transaction from exercising all their rights and obligations under the transaction documents. This document cannot be reproduced except in full, without prior written approval of the Company. Any unauthorized alteration, forgery or falsification of the content or appearance of this document is unlawful and offenders may be prosecuted to the fullest extent of the law. Unless otherwise stated the results shown in this test report refer only to the sample(s) tested and such sample(s) are retained for 30 days only.

Test mode:11



Pol : NEUTRAL  
Mode :  
Model :

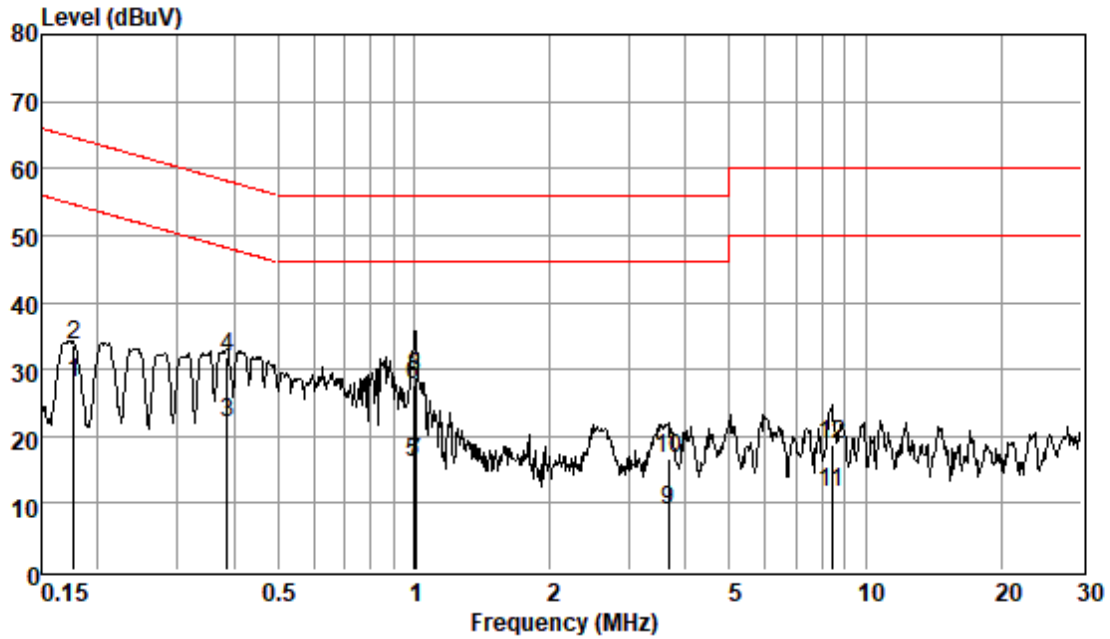
Frequenc MHz	Read Level dBuV	Cable Loss dB	LISN Factor dB	Measured Level dBuV	Limit Line dBuV	Over Limit dB	Remark
0.21	17.35	0.06	9.54	26.95	53.14	-26.19	Average
0.21	23.37	0.06	9.54	32.97	63.14	-30.17	QP
0.38	16.09	0.06	9.55	25.70	48.21	-22.51	Average
0.38	22.26	0.06	9.55	31.87	58.21	-26.34	QP
1.00	7.02	0.07	9.55	16.64	46.00	-29.36	Average
1.00	6.81	0.07	9.55	16.43	46.00	-29.57	Average
1.00	18.78	0.07	9.55	28.40	56.00	-27.60	QP
1.00	20.46	0.07	9.55	30.08	56.00	-25.92	QP
3.62	0.51	0.16	9.56	10.23	46.00	-35.77	Average
3.62	8.81	0.16	9.56	18.53	56.00	-37.47	QP
5.96	1.06	0.19	9.57	10.82	50.00	-39.18	Average
5.96	8.57	0.19	9.57	18.33	60.00	-41.67	QP



Unless otherwise agreed in writing, this document is issued by the Company subject to its General Conditions of Service printed overleaf, available on request or accessible at <http://www.sgs.com/en/Terms-and-Conditions.aspx> and, for electronic format documents, subject to Terms and Conditions for Electronic Documents at <http://www.sgs.com/en/Terms-and-Conditions/Terms-e-Documents.aspx>. Attention is drawn to the limitation of liability, indemnification and jurisdiction issues defined therein. Any holder of this document is advised that information contained hereon reflects the Company's findings at the time of its intervention only and within the limits of Client's instructions, if any. The Company's sole responsibility is to its Client and this document does not exonerate parties to a transaction from exercising all their rights and obligations under the transaction documents. This document cannot be reproduced except in full, without prior written approval of the Company. Any unauthorized alteration, forgery or falsification of the content or appearance of this document is unlawful and offenders may be prosecuted to the fullest extent of the law. Unless otherwise stated the results shown in this test report refer only to the sample(s) tested and such sample(s) are retained for 30 days only.



Test mode:11



Pol :LINE  
Mode :  
Model :

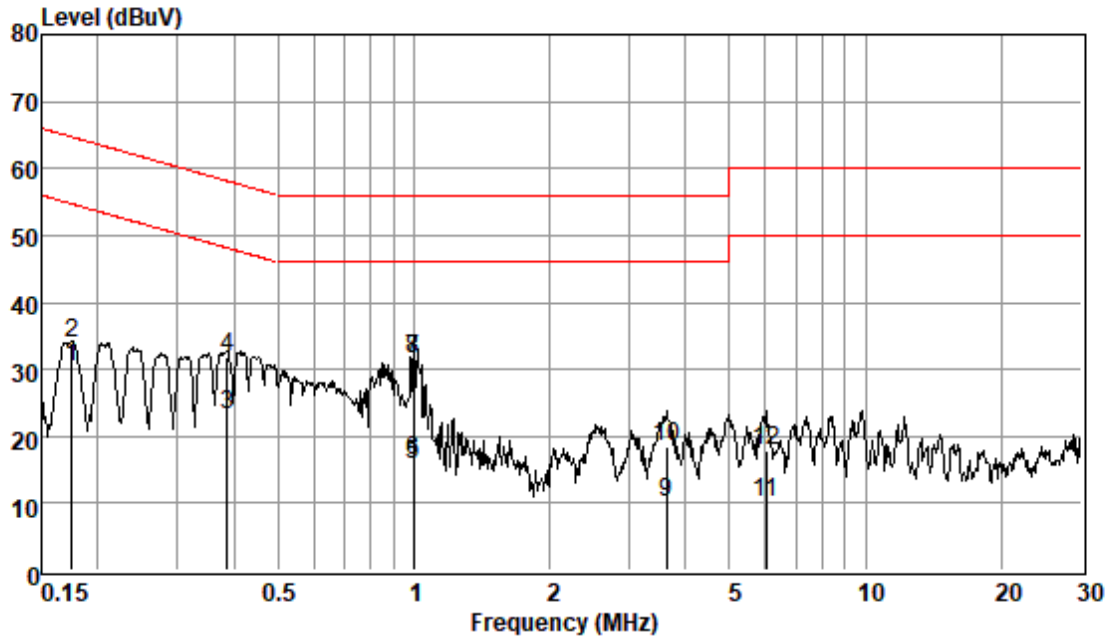
Frequenc MHz	Read Level dBuV	Cable Loss dB	LISN Factor dB	Measured Level dBuV	Limit Line dBuV	Over Limit dB	Remark
0.18	18.25	0.06	9.62	27.93	54.64	-26.71	Average
0.18	23.84	0.06	9.62	33.52	64.64	-31.12	QP
0.39	12.39	0.06	9.62	22.07	48.12	-26.05	Average
0.39	22.20	0.06	9.62	31.88	58.12	-26.24	QP
1.00	6.40	0.07	9.62	16.09	46.00	-29.91	Average
1.00	17.85	0.07	9.62	27.54	56.00	-28.46	QP
1.01	6.42	0.07	9.62	16.11	46.00	-29.89	Average
1.01	19.05	0.07	9.62	28.74	56.00	-27.26	QP
3.66	-0.82	0.16	9.62	8.96	46.00	-37.04	Average
3.66	6.88	0.16	9.62	16.66	56.00	-39.34	QP
8.41	1.84	0.22	9.68	11.74	50.00	-38.26	Average
8.41	8.82	0.22	9.68	18.72	60.00	-41.28	QP



Unless otherwise agreed in writing, this document is issued by the Company subject to its General Conditions of Service printed overleaf, available on request or accessible at <http://www.sgs.com/en/Terms-and-Conditions.aspx> and, for electronic format documents, subject to Terms and Conditions for Electronic Documents at <http://www.sgs.com/en/Terms-and-Conditions/Terms-e-Documents.aspx>. Attention is drawn to the limitation of liability, indemnification and jurisdiction issues defined therein. Any holder of this document is advised that information contained hereon reflects the Company's findings at the time of its intervention only and within the limits of Client's instructions, if any. The Company's sole responsibility is to its Client and this document does not exonerate parties to a transaction from exercising all their rights and obligations under the transaction documents. This document cannot be reproduced except in full, without prior written approval of the Company. Any unauthorized alteration, forgery or falsification of the content or appearance of this document is unlawful and offenders may be prosecuted to the fullest extent of the law. Unless otherwise stated the results shown in this test report refer only to the sample(s) tested and such sample(s) are retained for 30 days only.



Test mode:12



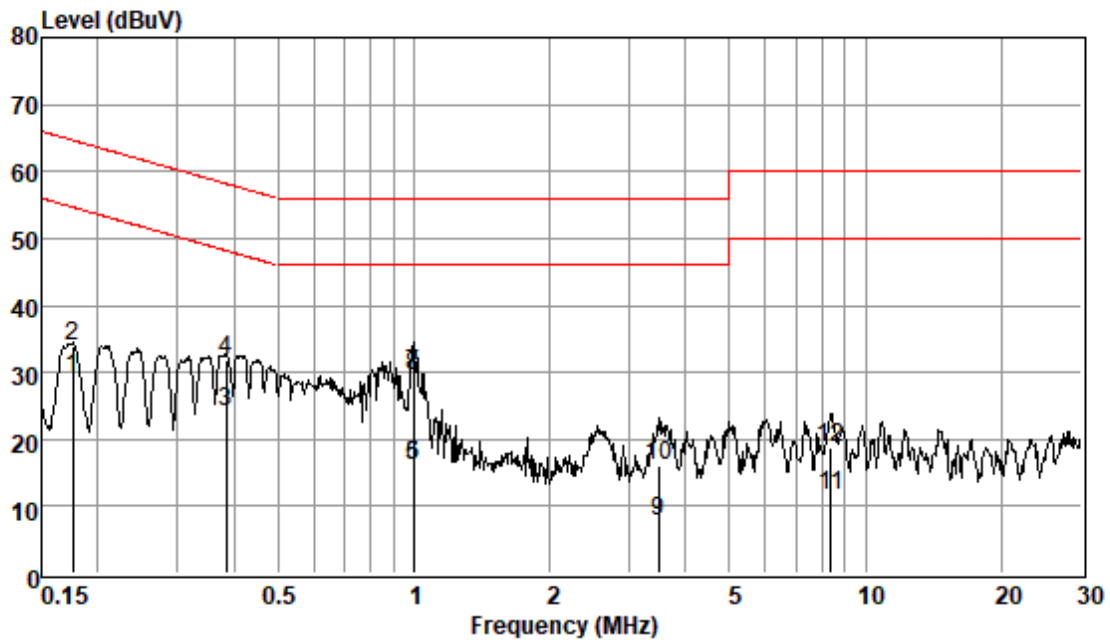
Pol :NEUTRAL  
Mode :  
Model :

Frequenc MHz	Read Level dBuV	Cable Loss dB	LISN Factor dB	Measured Level dBuV	Limit Line dBuV	Over Limit dB	Remark
0.17	20.84	0.06	9.55	30.45	54.72	-24.27	Average
0.17	24.19	0.06	9.55	33.80	64.72	-30.92	QP
0.39	13.67	0.06	9.56	23.29	48.12	-24.83	Average
0.39	22.23	0.06	9.56	31.85	58.12	-26.27	QP
1.00	6.14	0.07	9.55	15.76	46.00	-30.24	Average
1.00	6.64	0.07	9.55	16.26	46.00	-29.74	Average
1.00	21.80	0.07	9.55	31.42	56.00	-24.58	QP
1.00	21.79	0.07	9.55	31.41	56.00	-24.59	QP
3.62	0.47	0.16	9.56	10.19	46.00	-35.81	Average
3.62	8.64	0.16	9.56	18.36	56.00	-37.64	QP
6.02	0.46	0.20	9.57	10.23	50.00	-39.77	Average
6.02	7.98	0.20	9.57	17.75	60.00	-42.25	QP



Unless otherwise agreed in writing, this document is issued by the Company subject to its General Conditions of Service printed overleaf, available on request or accessible at <http://www.sgs.com/en/Terms-and-Conditions.aspx> and, for electronic format documents, subject to Terms and Conditions for Electronic Documents at <http://www.sgs.com/en/Terms-and-Conditions/Terms-e-Documents.aspx>. Attention is drawn to the limitation of liability, indemnification and jurisdiction issues defined therein. Any holder of this document is advised that information contained hereon reflects the Company's findings at the time of its intervention only and within the limits of Client's instructions, if any. The Company's sole responsibility is to its Client and this document does not exonerate parties to a transaction from exercising all their rights and obligations under the transaction documents. This document cannot be reproduced except in full, without prior written approval of the Company. Any unauthorized alteration, forgery or falsification of the content or appearance of this document is unlawful and offenders may be prosecuted to the fullest extent of the law. Unless otherwise stated the results shown in this test report refer only to the sample(s) tested and such sample(s) are retained for 30 days only.  
Attention: To check the authenticity of testing /inspection report & certificate, please contact us at telephone: (86-755) 8307 1443, or email: [CN\\_Doccheck@sgs.com](mailto:CN_Doccheck@sgs.com)

Test mode:12



Pol :LINE  
Mode :  
Model :

Frequenc MHz	Read Level dBuV	Cable Loss dB	LISN Factor dB	Measured Level dBuV	Limit Line dBuV	Over Limit dB	Remark
0.18	19.51	0.06	9.62	29.19	54.68	-25.49	Average
0.18	24.08	0.06	9.62	33.76	64.68	-30.92	QP
0.39	14.52	0.06	9.62	24.20	48.17	-23.97	Average
0.39	22.19	0.06	9.62	31.87	58.17	-26.30	QP
1.00	6.34	0.07	9.62	16.03	46.00	-29.97	Average
1.00	6.28	0.07	9.62	15.97	46.00	-30.03	Average
1.00	19.95	0.07	9.62	29.64	56.00	-26.36	QP
1.00	19.86	0.07	9.62	29.55	56.00	-26.45	QP
3.47	-1.98	0.16	9.62	7.80	46.00	-38.20	Average
3.47	6.35	0.16	9.62	16.13	56.00	-39.87	QP
8.37	1.62	0.22	9.68	11.52	50.00	-38.48	Average
8.37	8.83	0.22	9.68	18.73	60.00	-41.27	QP



Unless otherwise agreed in writing, this document is issued by the Company subject to its General Conditions of Service printed overleaf, available on request or accessible at <http://www.sgs.com/en/Terms-and-Conditions.aspx> and, for electronic format documents, subject to Terms and Conditions for Electronic Documents at <http://www.sgs.com/en/Terms-and-Conditions/Terms-e-Documents.aspx>. Attention is drawn to the limitation of liability, indemnification and jurisdiction issues defined therein. Any holder of this document is advised that information contained hereon reflects the Company's findings at the time of its intervention only and within the limits of Client's instructions, if any. The Company's sole responsibility is to its Client and this document does not exonerate parties to a transaction from exercising all their rights and obligations under the transaction documents. This document cannot be reproduced except in full, without prior written approval of the Company. Any unauthorized alteration, forgery or falsification of the content or appearance of this document is unlawful and offenders may be prosecuted to the fullest extent of the law. Unless otherwise stated the results shown in this test report refer only to the sample(s) tested and such sample(s) are retained for 30 days only.

## 6.2 Radiated Emissions (30MHz-1GHz)

Test Requirement: 47 CFR Part 15, Subpart B  
 Test Method: ANSI C63.4:2014  
 Measurement Distance: 3m  
 Limit:  
 Test Distance: 3m  
 30MHz -88MHz 40.0(dBμV/m) quasi-peak  
 88MHz-216MHz 43.5(dBμV/m) quasi-peak  
 216MHz-960MHz 46.0(dBμV/m) quasi-peak  
 960MHz-1000MHz 54.0(dBμV/m) quasi-peak  
 Detector: Peak for pre-scan (120kHz resolution bandwidth) 30MHz to1000MHz

### 6.2.1 E.U.T. Operation

Operating Environment:  
 Temperature: 25.4 °C Humidity: 48.6 % RH Atmospheric Pressure: 1003 mbar

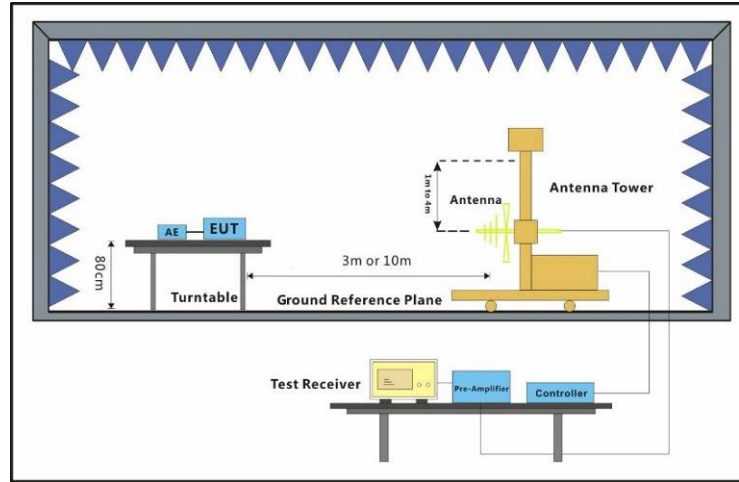
### 6.2.2 Test Mode Description

Pre-scan / Final test	Mode Code	Description
Pre-scan	06	Earphone charge mode_ Keep the charging box alone to charge the earbud.
Pre-scan	07	Charging BOX charge mode_ Keep the charging box alone to charge the earbud.
Final test	08	Charging BOX+ earphone charge mode_ Keep the power adapter to charge the charging box, when the charging box then charge the earbud at the same time
Final test	09	Operation(BT)_Pair the device with Smartphone via Bluetooth and keep the music playing.
Pre-scan	10	Earphone charge mode(Second supply)_ Keep the charging box alone to charge the earbud.
Pre-scan	11	Charging BOX charge mode(Second supply)_ Keep the charging box alone to charge the earbud.
Final test	12	Charging BOX+ earphone charge mode(Second supply)_ Keep the power adapter to charge the charging box, when the charging box then charge the earbud at the same time
Final test	13	Operation(BT)(Second supply)_Pair the device with Smartphone via Bluetooth and keep the music playing.



Unless otherwise agreed in writing, this document is issued by the Company subject to its General Conditions of Service printed overleaf, available on request or accessible at <http://www.sgs.com/en/Terms-and-Conditions.aspx> and, for electronic format documents, subject to Terms and Conditions for Electronic Documents at <http://www.sgs.com/en/Terms-and-Conditions/Terms-e-Documents.aspx>. Attention is drawn to the limitation of liability, indemnification and jurisdiction issues defined therein. Any holder of this document is advised that information contained hereon reflects the Company's findings at the time of its intervention only and within the limits of Client's instructions, if any. The Company's sole responsibility is to its Client and this document does not exonerate parties to a transaction from exercising all their rights and obligations under the transaction documents. This document cannot be reproduced except in full, without prior written approval of the Company. Any unauthorized alteration, forgery or falsification of the content or appearance of this document is unlawful and offenders may be prosecuted to the fullest extent of the law. Unless otherwise stated the results shown in this test report refer only to the sample(s) tested and such sample(s) are retained for 30 days only.  
 Attention: To check the authenticity of testing /inspection report & certificate, please contact us at telephone: (86-755) 8307 1443, or email: CN.Doccheck@sgs.com

### 6.2.3 Test Setup Diagram



### 6.2.4 Measurement Procedure and Data

An initial pre-scan was performed in the chamber using the spectrum analyser in peak detection mode. Quasi-peak measurements were conducted based on the peak sweep graph. The EUT was measured by BiConiLog antenna with 2 orthogonal polarities.

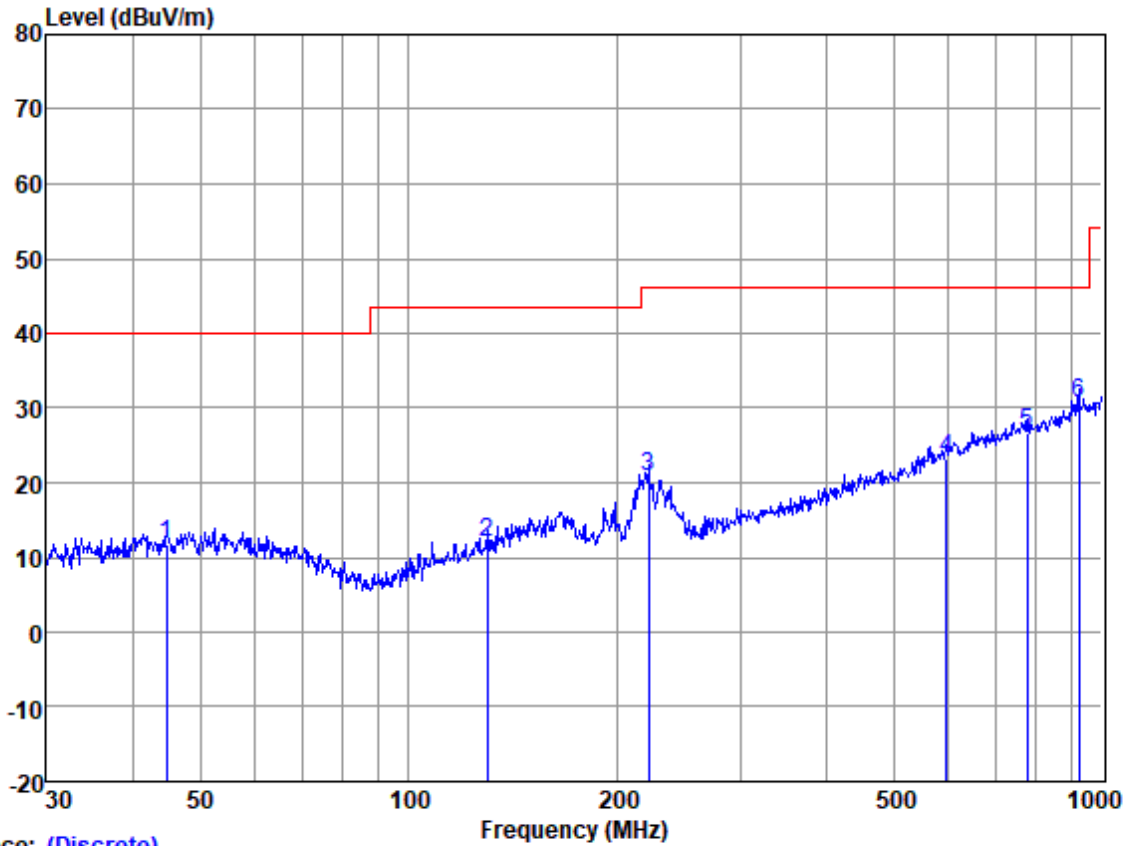
Level=Read Level + Antenna Factor + Cable Loss - Preamp Factor



Unless otherwise agreed in writing, this document is issued by the Company subject to its General Conditions of Service printed overleaf, available on request or accessible at <http://www.sgs.com/en/Terms-and-Conditions.aspx> and, for electronic format documents, subject to Terms and Conditions for Electronic Documents at <http://www.sgs.com/en/Terms-and-Conditions/Terms-e-Documents.aspx>. Attention is drawn to the limitation of liability, indemnification and jurisdiction issues defined therein. Any holder of this document is advised that information contained hereon reflects the Company's findings at the time of its intervention only and within the limits of Client's instructions, if any. The Company's sole responsibility is to its Client and this document does not exonerate parties to a transaction from exercising all their rights and obligations under the transaction documents. This document cannot be reproduced except in full, without prior written approval of the Company. Any unauthorized alteration, forgery or falsification of the content or appearance of this document is unlawful and offenders may be prosecuted to the fullest extent of the law. Unless otherwise stated the results shown in this test report refer only to the sample(s) tested and such sample(s) are retained for 30 days only.



Test mode:08



Trace: (Discrete)

Site : SGS  
Job :  
Model :  
Power :  
Test Mode :

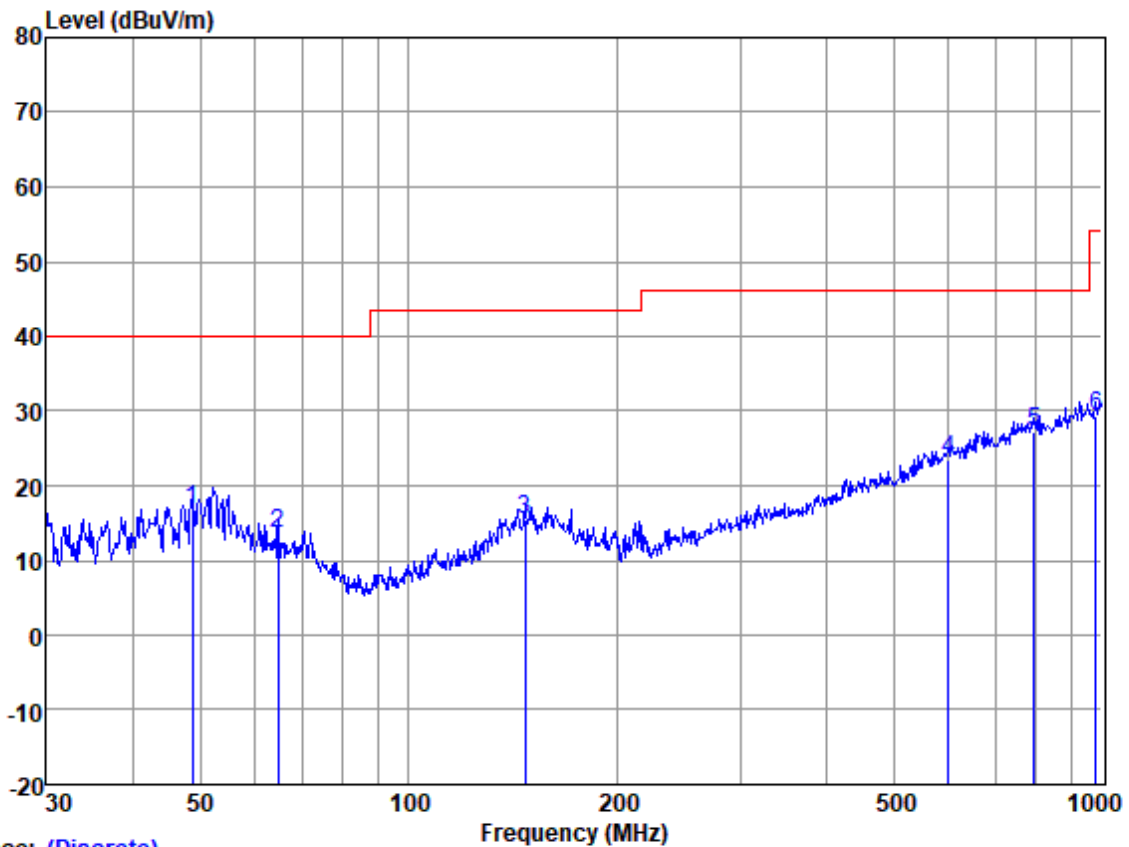
	Freq	Read Level	Antenna Factor	Cable Loss	Preamp Factor	Measured Level	Limit Line	Over Limit	Pol/Phase	Remark
	MHz	dBuV	dB/m	dB	dB	dBuV/m	dBuV/m	dBuV		
1	44.74	23.86	13.83	1.12	27.17	11.64	40.00	-28.36	HORIZONTAL	QP
2	129.47	24.89	12.03	1.96	27.00	11.88	43.50	-31.62	HORIZONTAL	QP
3	221.39	34.90	9.82	2.65	26.70	20.67	46.00	-25.33	HORIZONTAL	QP
4	595.13	26.63	19.70	5.10	28.20	23.23	46.00	-22.77	HORIZONTAL	QP
5	779.61	26.34	22.30	6.11	28.05	26.70	46.00	-19.30	HORIZONTAL	QP
6	925.76	27.68	23.73	7.01	27.81	30.61	46.00	-15.39	HORIZONTAL	QP



Unless otherwise agreed in writing, this document is issued by the Company subject to its General Conditions of Service printed overleaf, available on request or accessible at <http://www.sgs.com/en/Terms-and-Conditions.aspx> and, for electronic format documents, subject to Terms and Conditions for Electronic Documents at <http://www.sgs.com/en/Terms-and-Conditions/Terms-e-Document.aspx>. Attention is drawn to the limitation of liability, indemnification and jurisdiction issues defined therein. Any holder of this document is advised that information contained hereon reflects the Company's findings at the time of its intervention only and within the limits of Client's instructions, if any. The Company's sole responsibility is to its Client and this document does not exonerate parties to a transaction from exercising all their rights and obligations under the transaction documents. This document cannot be reproduced except in full, without prior written approval of the Company. Any unauthorized alteration, forgery or falsification of the content or appearance of this document is unlawful and offenders may be prosecuted to the fullest extent of the law. Unless otherwise stated the results shown in this test report refer only to the sample(s) tested and such sample(s) are retained for 30 days only.  
Attention: To check the authenticity of testing /inspection report & certificate, please contact us at telephone: (86-755) 8307 1443, or email: [CN\\_Doccheck@sgs.com](mailto:CN_Doccheck@sgs.com)



Test mode:08



Trace: (Discrete)

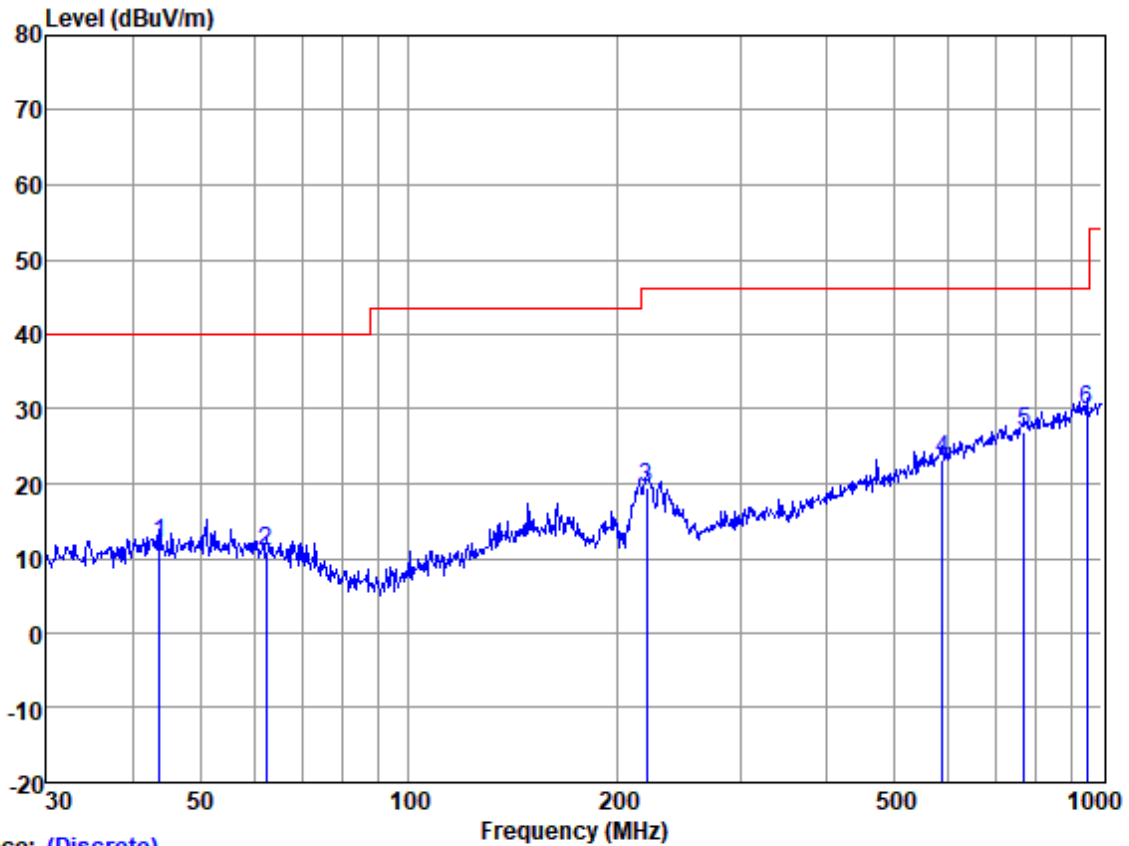
Site : SGS  
 Job :  
 Model :  
 Power :  
 Test Mode :

	Freq	Read Level	Antenna Factor	Cable Loss	Preamp Factor	Measured Level	Limit Line	Over Limit	Pol/Phase	Remark
	MHz	dBuV	dB/m	dB	dB	dBuV/m	dBuV/m	dBuV		
1	48.67	28.95	13.97	1.14	27.17	16.89	40.00	-23.11	VERTICAL	QP
2	64.66	26.58	12.79	1.34	27.15	13.56	40.00	-26.44	VERTICAL	QP
3	146.89	26.38	13.70	2.20	26.85	15.43	43.50	-28.07	VERTICAL	QP
4	599.32	26.53	19.90	5.14	28.21	23.36	46.00	-22.64	VERTICAL	QP
5	796.18	26.63	22.57	6.14	28.03	27.31	46.00	-18.69	VERTICAL	QP
6	979.18	25.62	24.10	7.31	27.69	29.34	54.00	-24.66	VERTICAL	QP



Unless otherwise agreed in writing, this document is issued by the Company subject to its General Conditions of Service printed overleaf, available on request or accessible at <http://www.sgs.com/en/Terms-and-Conditions.aspx> and, for electronic format documents, subject to Terms and Conditions for Electronic Documents at <http://www.sgs.com/en/Terms-and-Conditions/Terms-e-Documents.aspx>. Attention is drawn to the limitation of liability, indemnification and jurisdiction issues defined therein. Any holder of this document is advised that information contained hereon reflects the Company's findings at the time of its intervention only and within the limits of Client's instructions, if any. The Company's sole responsibility is to its Client and this document does not exonerate parties to a transaction from exercising all their rights and obligations under the transaction documents. This document cannot be reproduced except in full, without prior written approval of the Company. Any unauthorized alteration, forgery or falsification of the content or appearance of this document is unlawful and offenders may be prosecuted to the fullest extent of the law. Unless otherwise stated the results shown in this test report refer only to the sample(s) tested and such sample(s) are retained for 30 days only.

Test mode:09



Trace: (Discrete)

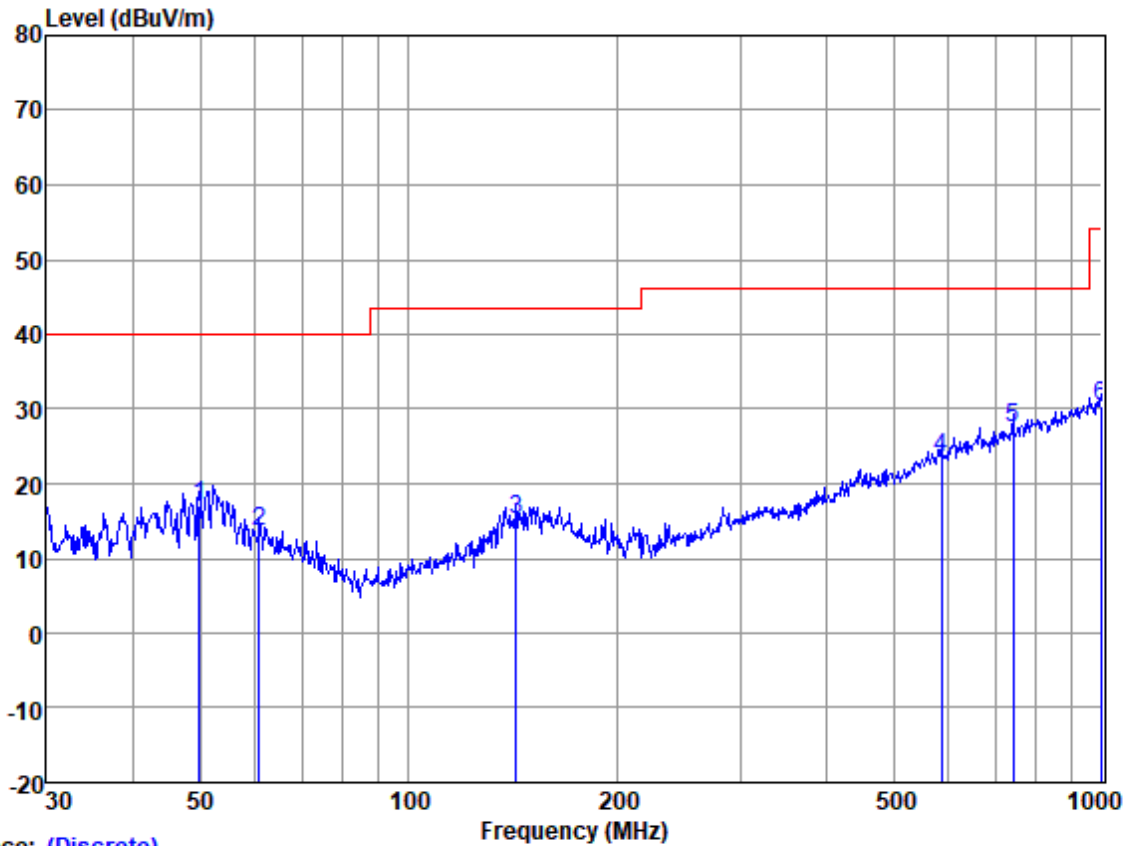
Site : SGS  
Job :  
Model :  
Power :  
Test Mode :

	Freq	Read Level	Antenna Factor	Cable Loss	Preamp Factor	Measured Level	Limit Line	Over Limit	Pol/Phase	Remark
	MHz	dBuV	dB/m	dB	dB	dBuV/m	dBuV/m	dBuV		
1	43.66	24.32	13.79	1.12	27.17	12.06	40.00	-27.94	HORIZONTAL	QP
2	62.21	23.81	13.08	1.30	27.15	11.04	40.00	-28.96	HORIZONTAL	QP
3	219.84	33.77	9.80	2.65	26.71	19.51	46.00	-26.49	HORIZONTAL	QP
4	588.91	26.96	19.43	5.06	28.20	23.25	46.00	-22.75	HORIZONTAL	QP
5	771.45	26.78	22.22	6.08	28.06	27.02	46.00	-18.98	HORIZONTAL	QP
6	948.76	26.47	23.90	7.12	27.74	29.75	46.00	-16.25	HORIZONTAL	QP



Unless otherwise agreed in writing, this document is issued by the Company subject to its General Conditions of Service printed overleaf, available on request or accessible at <http://www.sgs.com/en/Terms-and-Conditions.aspx> and, for electronic format documents, subject to Terms and Conditions for Electronic Documents at <http://www.sgs.com/en/Terms-and-Conditions/Terms-e-Document.aspx>. Attention is drawn to the limitation of liability, indemnification and jurisdiction issues defined therein. Any holder of this document is advised that information contained hereon reflects the Company's findings at the time of its intervention only and within the limits of Client's instructions, if any. The Company's sole responsibility is to its Client and this document does not exonerate parties to a transaction from exercising all their rights and obligations under the transaction documents. This document cannot be reproduced except in full, without prior written approval of the Company. Any unauthorized alteration, forgery or falsification of the content or appearance of this document is unlawful and offenders may be prosecuted to the fullest extent of the law. Unless otherwise stated the results shown in this test report refer only to the sample(s) tested and such sample(s) are retained for 30 days only.  
Attention: To check the authenticity of testing /inspection report & certificate, please contact us at telephone: (86-755) 8307 1443, or email: [CN\\_Doccheck@sgs.com](mailto:CN_Doccheck@sgs.com)

Test mode:09



Trace: (Discrete)

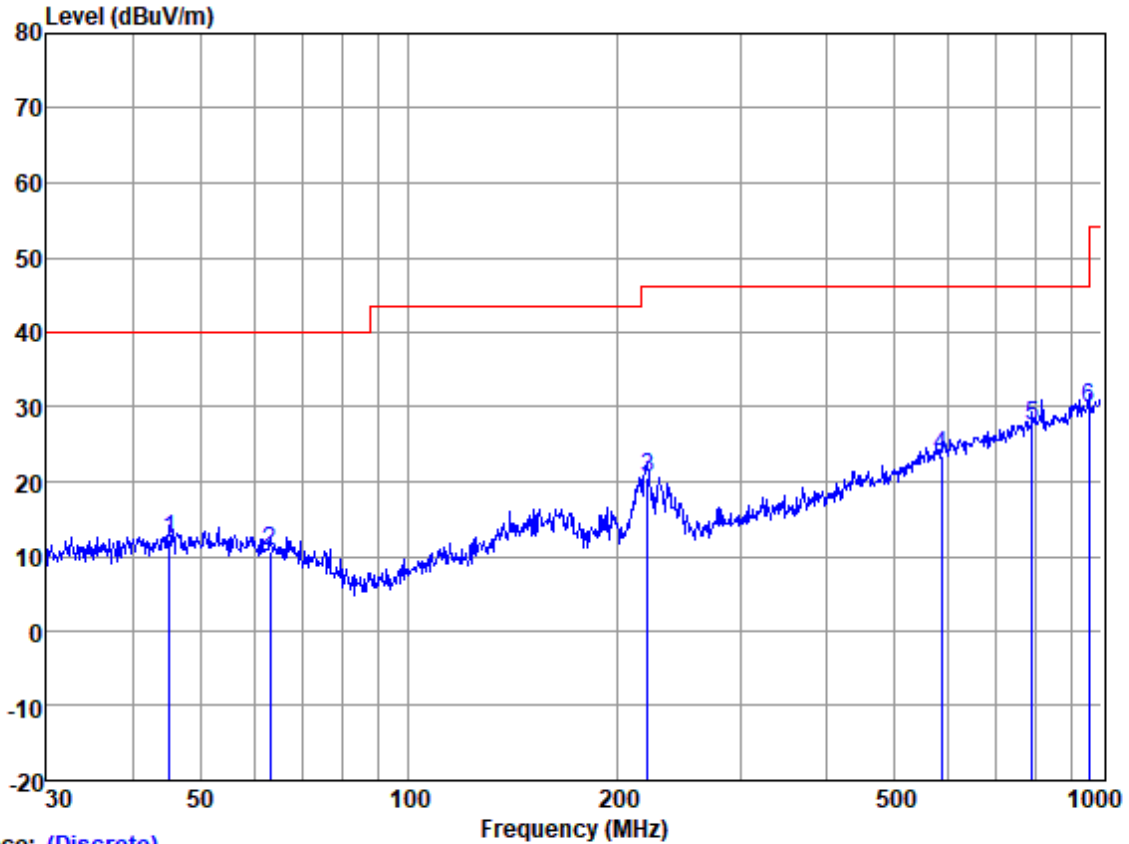
Site : SGS  
Job :  
Model :  
Power :  
Test Mode :

	Freq	Read Level	Antenna Factor	Cable Loss	Preamp Factor	Measured Level	Limit Line	Over Limit	Pol/Phase	Remark
	MHz	dBuV	dB/m	dB	dB	dBuV/m	dBuV/m	dBuV		
1	49.88	29.12	13.91	1.14	27.17	17.00	40.00	-23.00	VERTICAL	QP
2	60.70	26.16	13.29	1.27	27.16	13.56	40.00	-26.44	VERTICAL	QP
3	142.82	26.43	13.55	2.12	26.88	15.22	43.50	-28.28	VERTICAL	QP
4	586.84	27.22	19.35	5.06	28.19	23.44	46.00	-22.56	VERTICAL	QP
5	744.87	27.46	22.10	5.97	28.10	27.43	46.00	-18.57	VERTICAL	QP
6	996.50	26.24	24.27	7.43	27.66	30.28	54.00	-23.72	VERTICAL	QP



Unless otherwise agreed in writing, this document is issued by the Company subject to its General Conditions of Service printed overleaf, available on request or accessible at <http://www.sgs.com/en/Terms-and-Conditions.aspx> and, for electronic format documents, subject to Terms and Conditions for Electronic Documents at <http://www.sgs.com/en/Terms-and-Conditions/Terms-e-Documents.aspx>. Attention is drawn to the limitation of liability, indemnification and jurisdiction issues defined therein. Any holder of this document is advised that information contained hereon reflects the Company's findings at the time of its intervention only and within the limits of Client's instructions, if any. The Company's sole responsibility is to its Client and this document does not exonerate parties to a transaction from exercising all their rights and obligations under the transaction documents. This document cannot be reproduced except in full, without prior written approval of the Company. Any unauthorized alteration, forgery or falsification of the content or appearance of this document is unlawful and offenders may be prosecuted to the fullest extent of the law. Unless otherwise stated the results shown in this test report refer only to the sample(s) tested and such sample(s) are retained for 30 days only.  
Attention: To check the authenticity of testing /inspection report & certificate, please contact us at telephone: (86-755) 8307 1443, or email: [CN\\_Doccheck@sgs.com](mailto:CN_Doccheck@sgs.com)

Test mode:12



Trace: (Discrete)

Site : SGS  
Job :  
Model :  
Power :  
Test Mode :

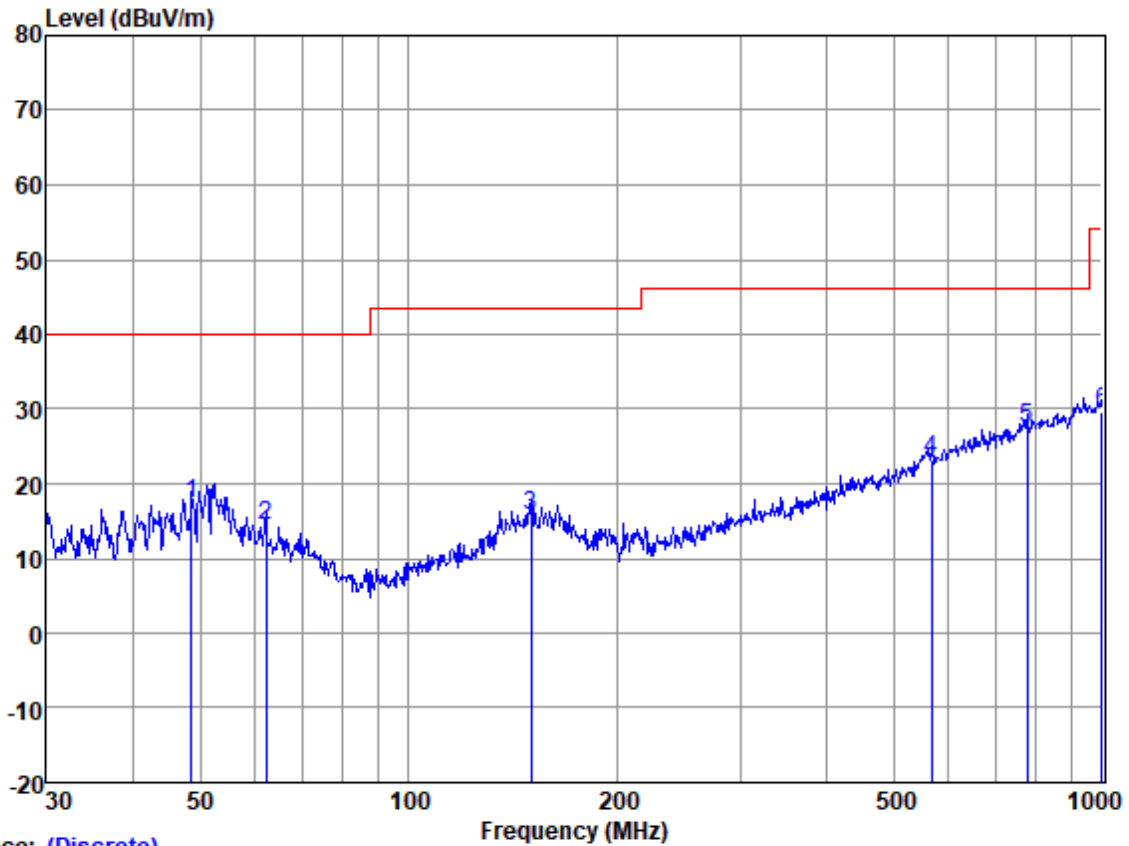
	Freq	Read Level	Antenna Factor	Cable Loss	Preamp Factor	Measured Level	Limit Line	Over Limit	Pol/Phase	Remark
	MHz	dBuV	dB/m	dB	dB	dBuV/m	dBuV/m	dBuV		
1	45.06	24.56	13.85	1.12	27.17	12.36	40.00	-27.64	HORIZONTAL	QP
2	63.09	23.58	13.00	1.31	27.15	10.74	40.00	-29.26	HORIZONTAL	QP
3	220.62	34.77	9.81	2.65	26.70	20.53	46.00	-25.47	HORIZONTAL	QP
4	586.84	27.35	19.35	5.06	28.19	23.57	46.00	-22.43	HORIZONTAL	QP
5	793.40	26.82	22.53	6.14	28.04	27.45	46.00	-18.55	HORIZONTAL	QP
6	955.44	26.59	23.90	7.18	27.74	29.93	46.00	-16.07	HORIZONTAL	QP



Unless otherwise agreed in writing, this document is issued by the Company subject to its General Conditions of Service printed overleaf, available on request or accessible at <http://www.sgs.com/en/Terms-and-Conditions.aspx> and, for electronic format documents, subject to Terms and Conditions for Electronic Documents at <http://www.sgs.com/en/Terms-and-Conditions/Terms-e-Documents.aspx>. Attention is drawn to the limitation of liability, indemnification and jurisdiction issues defined therein. Any holder of this document is advised that information contained hereon reflects the Company's findings at the time of its intervention only and within the limits of Client's instructions, if any. The Company's sole responsibility is to its Client and this document does not exonerate parties to a transaction from exercising all their rights and obligations under the transaction documents. This document cannot be reproduced except in full, without prior written approval of the Company. Any unauthorized alteration, forgery or falsification of the content or appearance of this document is unlawful and offenders may be prosecuted to the fullest extent of the law. Unless otherwise stated the results shown in this test report refer only to the sample(s) tested and such sample(s) are retained for 30 days only.



Test mode:12



Trace: (Discrete)

Site : SGS  
Job :  
Model :  
Power :  
Test Mode :

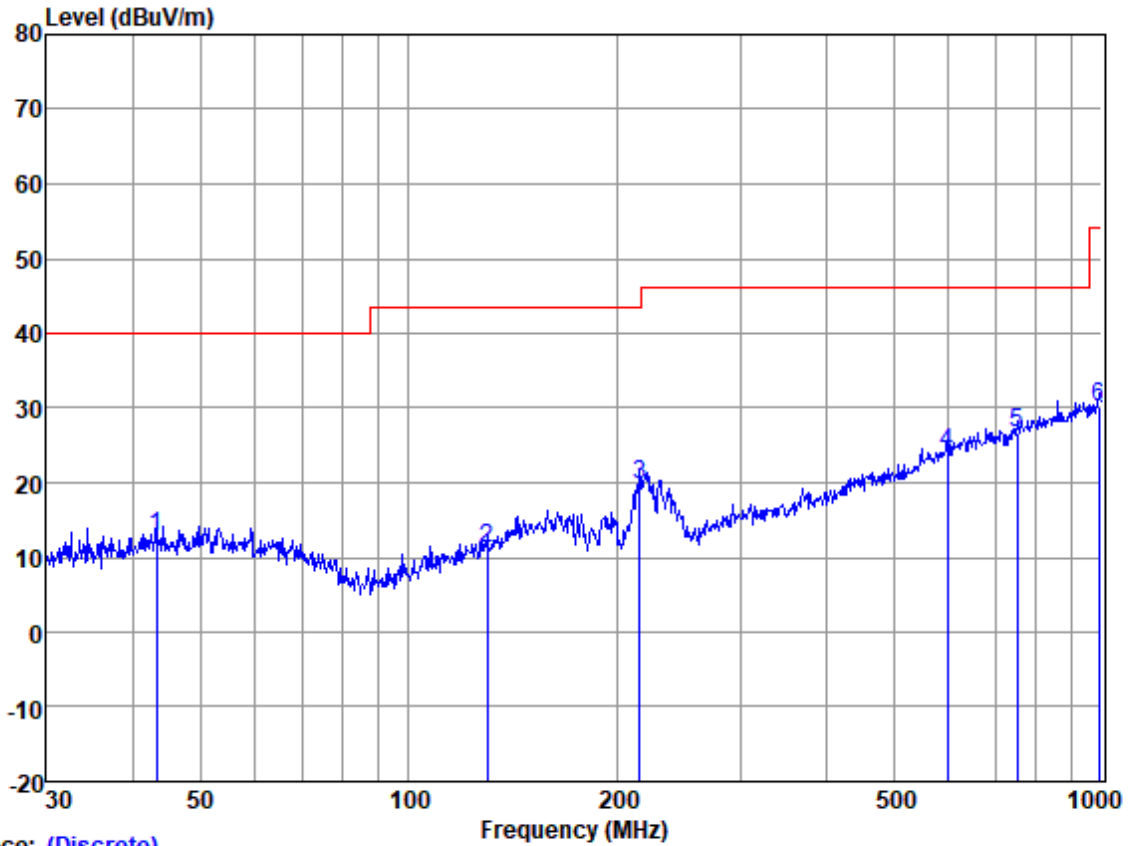
	Freq	Read Level	Antenna Factor	Cable Loss	Preamp Factor	Measured Level	Limit Line	Over Limit	Pol/Phase	Remark
	MHz	dBuV	dB/m	dB	dB	dBuV/m	dBuV/m	dBuV		
1	48.50	29.27	13.98	1.14	27.17	17.22	40.00	-22.78	VERTICAL	QP
2	62.21	27.25	13.08	1.30	27.15	14.48	40.00	-25.52	VERTICAL	QP
3	150.01	26.55	13.80	2.24	26.84	15.75	43.50	-27.75	VERTICAL	QP
4	566.62	27.48	18.85	4.93	28.16	23.10	46.00	-22.90	VERTICAL	QP
5	779.61	27.05	22.30	6.11	28.05	27.41	46.00	-18.59	VERTICAL	QP
6	1000.00	25.52	24.30	7.43	27.66	29.59	54.00	-24.41	VERTICAL	QP



Unless otherwise agreed in writing, this document is issued by the Company subject to its General Conditions of Service printed overleaf, available on request or accessible at <http://www.sgs.com/en/Terms-and-Conditions.aspx> and, for electronic format documents, subject to Terms and Conditions for Electronic Documents at <http://www.sgs.com/en/Terms-and-Conditions/Terms-e-Document.aspx>. Attention is drawn to the limitation of liability, indemnification and jurisdiction issues defined therein. Any holder of this document is advised that information contained hereon reflects the Company's findings at the time of its intervention only and within the limits of Client's instructions, if any. The Company's sole responsibility is to its Client and this document does not exonerate parties to a transaction from exercising all their rights and obligations under the transaction documents. This document cannot be reproduced except in full, without prior written approval of the Company. Any unauthorized alteration, forgery or falsification of the content or appearance of this document is unlawful and offenders may be prosecuted to the fullest extent of the law. Unless otherwise stated the results shown in this test report refer only to the sample(s) tested and such sample(s) are retained for 30 days only.



Test mode:13



Trace: (Discrete)

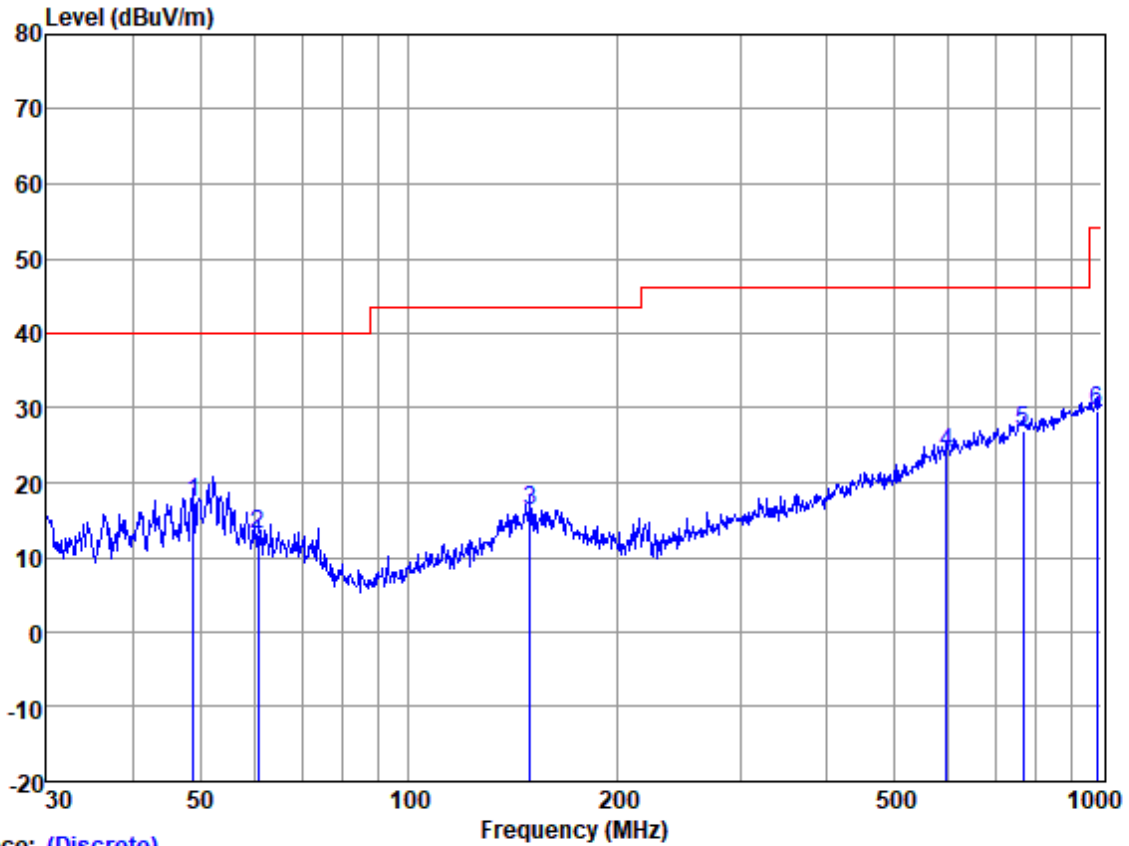
Site : SGS  
Job :  
Model :  
Power :  
Test Mode :

	Freq	Read Level	Antenna Factor	Cable Loss	Preamp Factor	Measured Level	Limit Line	Over Limit	Pol/Phase	Remark
	MHz	dBuV	dB/m	dB	dB	dBuV/m	dBuV/m	dBuV		
1	43.20	25.07	13.77	1.12	27.17	12.79	40.00	-27.21	HORIZONTAL	QP
2	129.47	24.17	12.03	1.96	27.00	11.16	43.50	-32.34	HORIZONTAL	QP
3	215.27	34.13	9.80	2.62	26.71	19.84	43.50	-23.66	HORIZONTAL	QP
4	597.22	27.28	19.80	5.14	28.21	24.01	46.00	-21.99	HORIZONTAL	QP
5	752.74	26.45	22.20	6.01	28.09	26.57	46.00	-19.43	HORIZONTAL	QP
6	989.54	26.19	24.20	7.37	27.67	30.09	54.00	-23.91	HORIZONTAL	QP



Unless otherwise agreed in writing, this document is issued by the Company subject to its General Conditions of Service printed overleaf, available on request or accessible at <http://www.sgs.com/en/Terms-and-Conditions.aspx> and, for electronic format documents, subject to Terms and Conditions for Electronic Documents at <http://www.sgs.com/en/Terms-and-Conditions/Terms-e-Document.aspx>. Attention is drawn to the limitation of liability, indemnification and jurisdiction issues defined therein. Any holder of this document is advised that information contained hereon reflects the Company's findings at the time of its intervention only and within the limits of Client's instructions, if any. The Company's sole responsibility is to its Client and this document does not exonerate parties to a transaction from exercising all their rights and obligations under the transaction documents. This document cannot be reproduced except in full, without prior written approval of the Company. Any unauthorized alteration, forgery or falsification of the content or appearance of this document is unlawful and offenders may be prosecuted to the fullest extent of the law. Unless otherwise stated the results shown in this test report refer only to the sample(s) tested and such sample(s) are retained for 30 days only.

Test mode:13



Trace: (Discrete)

Site : SGS  
 Job :  
 Model :  
 Power :  
 Test Mode :

	Freq	Read Level	Antenna Factor	Cable Loss	Preamp Factor	Measured Level	Limit Line	Over Limit	Pol/Phase	Remark
	MHz	dBuV	dB/m	dB	dB	dBuV/m	dBuV/m	dBuV		
1	48.84	29.41	13.96	1.14	27.17	17.34	40.00	-22.66	VERTICAL	QP
2	60.49	25.72	13.33	1.27	27.16	13.16	40.00	-26.84	VERTICAL	QP
3	149.49	27.20	13.78	2.22	26.84	16.36	43.50	-27.14	VERTICAL	QP
4	595.13	27.29	19.70	5.10	28.20	23.89	46.00	-22.11	VERTICAL	QP
5	768.75	26.79	22.20	6.05	28.06	26.98	46.00	-19.02	VERTICAL	QP
6	982.62	25.81	24.13	7.31	27.68	29.57	54.00	-24.43	VERTICAL	QP



Unless otherwise agreed in writing, this document is issued by the Company subject to its General Conditions of Service printed overleaf, available on request or accessible at <http://www.sgs.com/en/Terms-and-Conditions.aspx> and, for electronic format documents, subject to Terms and Conditions for Electronic Documents at <http://www.sgs.com/en/Terms-and-Conditions/Terms-e-Documents.aspx>. Attention is drawn to the limitation of liability, indemnification and jurisdiction issues defined therein. Any holder of this document is advised that information contained hereon reflects the Company's findings at the time of its intervention only and within the limits of Client's instructions, if any. The Company's sole responsibility is to its Client and this document does not exonerate parties to a transaction from exercising all their rights and obligations under the transaction documents. This document cannot be reproduced except in full, without prior written approval of the Company. Any unauthorized alteration, forgery or falsification of the content or appearance of this document is unlawful and offenders may be prosecuted to the fullest extent of the law. Unless otherwise stated the results shown in this test report refer only to the sample(s) tested and such sample(s) are retained for 30 days only.  
 Attention: To check the authenticity of testing /inspection report & certificate, please contact us at telephone: (86-755) 8307 1443, or email: CN\_Doccheck@sgs.com

### 6.3 Radiated Emissions (above 1GHz)

Test Requirement: 47 CFR Part 15, Subpart B  
 Test Method: ANSI C63.4:2014  
 Measurement Distance: 3m  
 Limit:  
 Above 1GHz 74(dBμV/m) peak, 54(dBμV/m) average  
 Detector: Peak for pre-scan (1000kHz resolution bandwidth) 1000M to18000MHz

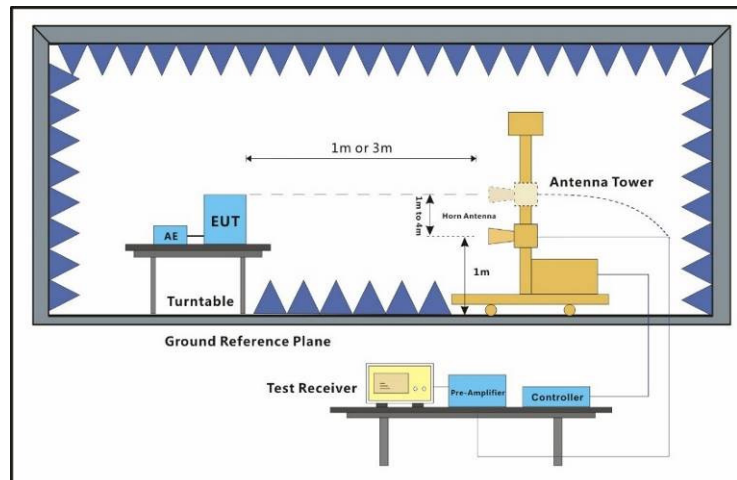
#### 6.3.1 E.U.T. Operation

Operating Environment:  
 Temperature: 25.4 °C Humidity: 48.6 % RH Atmospheric Pressure: 1003 mbar

#### 6.3.2 Test Mode Description

Pre-scan / Final test	Mode Code	Description
Pre-scan	06	Earphone charge mode_ Keep the charging box alone to charge the earbud.
Pre-scan	07	Charging BOX charge mode_ Keep the charging box alone to charge the earbud.
Final test	08	Charging BOX+ earphone charge mode_ Keep the power adapter to charge the charging box, when the charging box then charge the earbud at the same time
Final test	09	Operation(BT)_Pair the device with Smartphone via Bluetooth and keep the music playing.
Pre-scan	10	Earphone charge mode(Second supply)_ Keep the charging box alone to charge the earbud.
Pre-scan	11	Charging BOX charge mode(Second supply)_ Keep the charging box alone to charge the earbud.
Final test	12	Charging BOX+ earphone charge mode(Second supply)_ Keep the power adapter to charge the charging box, when the charging box then charge the earbud at the same time
Final test	13	Operation(BT)(Second supply)_Pair the device with Smartphone via Bluetooth and keep the music playing.

#### 6.3.3 Test Setup Diagram



Unless otherwise agreed in writing, this document is issued by the Company subject to its General Conditions of Service printed overleaf, available on request or accessible at <http://www.sgs.com/en/Terms-and-Conditions.aspx> and, for electronic format documents, subject to Terms and Conditions for Electronic Documents at <http://www.sgs.com/en/Terms-and-Conditions/Terms-e-Documents.aspx>. Attention is drawn to the limitation of liability, indemnification and jurisdiction issues defined therein. Any holder of this document is advised that information contained hereon reflects the Company's findings at the time of its intervention only and within the limits of Client's instructions, if any. The Company's sole responsibility is to its Client and this document does not exonerate parties to a transaction from exercising all their rights and obligations under the transaction documents. This document cannot be reproduced except in full, without prior written approval of the Company. Any unauthorized alteration, forgery or falsification of the content or appearance of this document is unlawful and offenders may be prosecuted to the fullest extent of the law. Unless otherwise stated the results shown in this test report refer only to the sample(s) tested and such sample(s) are retained for 30 days only.  
 Attention: To check the authenticity of testing /inspection report & certificate, please contact us at telephone: (86-755) 8307 1443, or email: CN.Doccheck@sgs.com

### 6.3.4 Measurement Procedure and Data

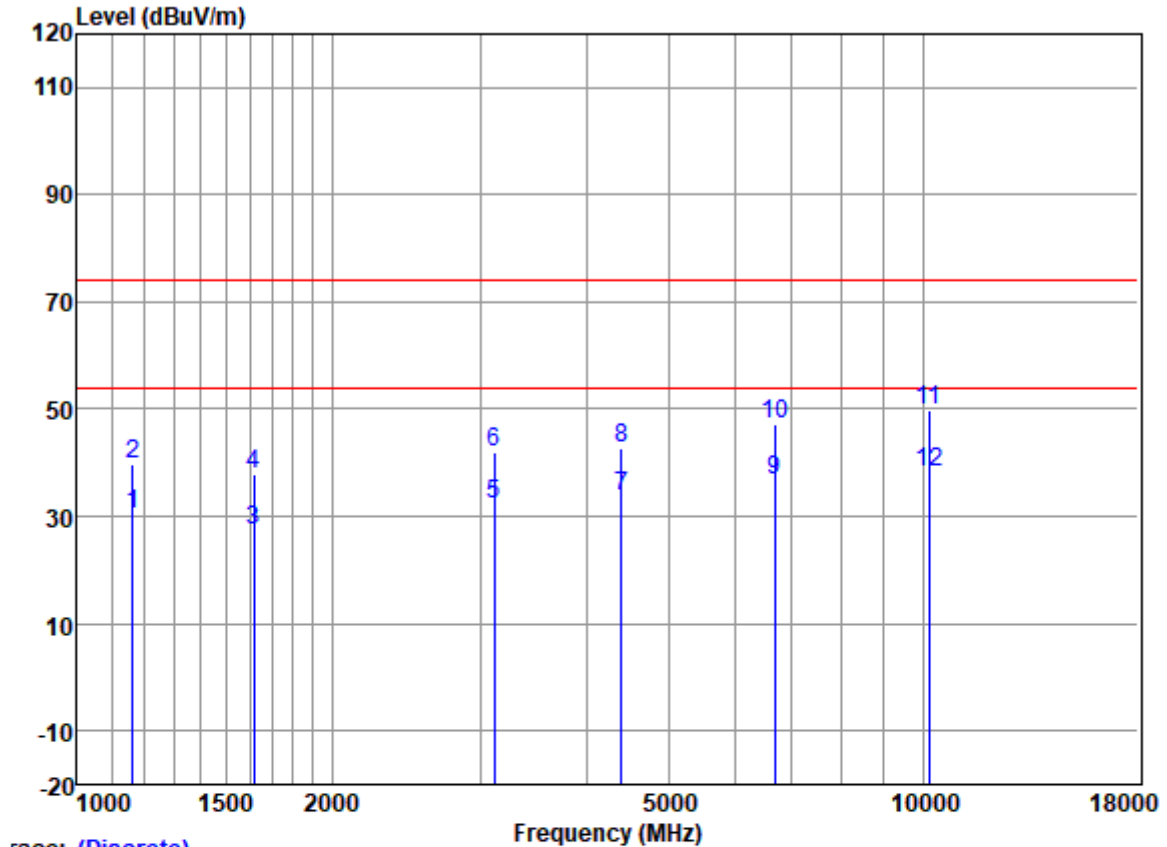
An initial pre-scan was performed in the chamber using the spectrum analyser in peak detection mode. Quasi-peak measurements were conducted based on the peak sweep graph. The EUT was measured by BiConiLog antenna with 2 orthogonal polarities.

Level=Read Level + Antenna Factor + Cable Loss - Preamp Factor



Unless otherwise agreed in writing, this document is issued by the Company subject to its General Conditions of Service printed overleaf, available on request or accessible at <http://www.sgs.com/en/Terms-and-Conditions.aspx> and, for electronic format documents, subject to Terms and Conditions for Electronic Documents at <http://www.sgs.com/en/Terms-and-Conditions/Terms-e-Documents.aspx>. Attention is drawn to the limitation of liability, indemnification and jurisdiction issues defined therein. Any holder of this document is advised that information contained hereon reflects the Company's findings at the time of its intervention only and within the limits of Client's instructions, if any. The Company's sole responsibility is to its Client and this document does not exonerate parties to a transaction from exercising all their rights and obligations under the transaction documents. This document cannot be reproduced except in full, without prior written approval of the Company. Any unauthorized alteration, forgery or falsification of the content or appearance of this document is unlawful and offenders may be prosecuted to the fullest extent of the law. Unless otherwise stated the results shown in this test report refer only to the sample(s) tested and such sample(s) are retained for 30 days only.  
Attention: To check the authenticity of testing /inspection report & certificate, please contact us at telephone: (86-755) 8307 1443, or email: [CN\\_Doccheck@sgs.com](mailto:CN_Doccheck@sgs.com)





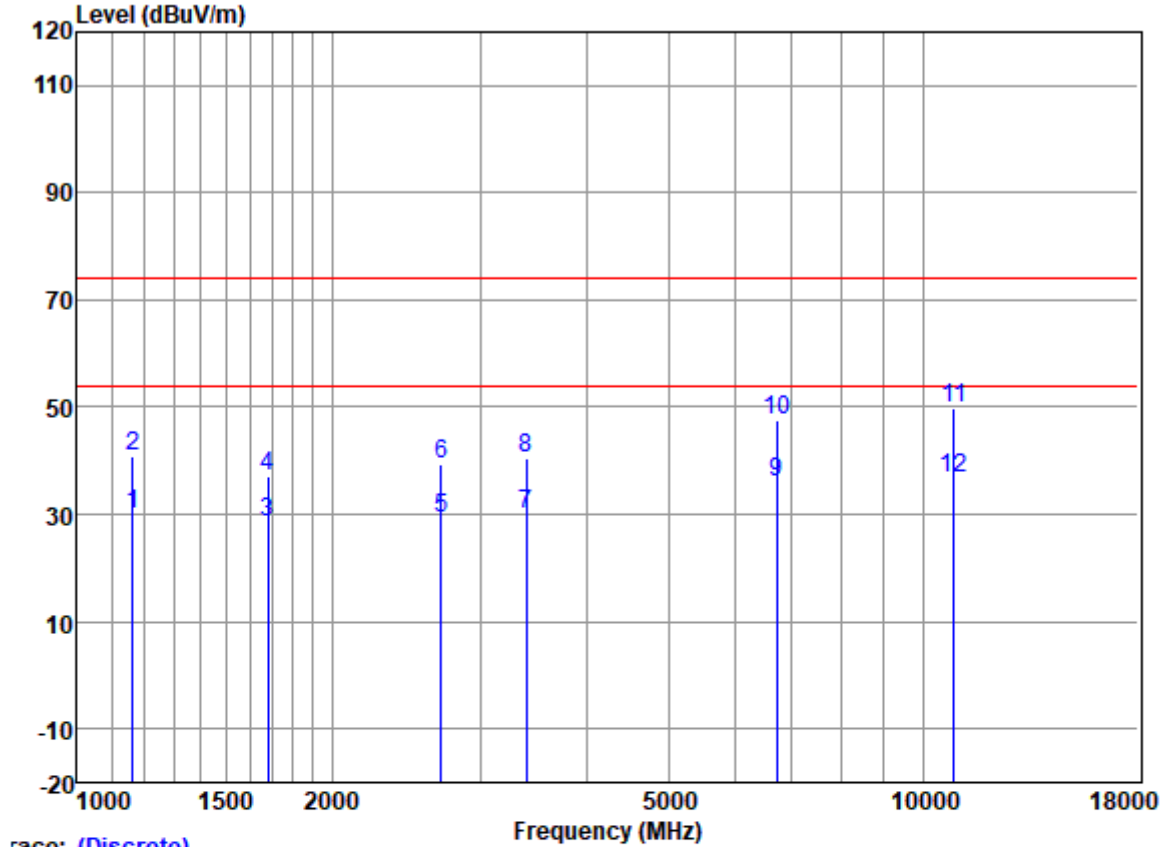
Trace: (Discrete)

	Read Freq	Antenna Level	Cable Factor	Preamp Loss	Preamp Factor	Level	Limit	Over	Pol/Phase	Remark
	MHz	dBuV	dB/m	dB	dB	dBuV/m	dBuV/m	dB		
1	1162.182	37.18	24.53	7.03	38.42	30.32	54.00	-23.68	HORIZONTAL	Average
2	1162.182	46.77	24.53	7.03	38.42	39.91	74.00	-34.09	HORIZONTAL	Peak
3	1615.754	37.01	25.60	2.85	37.95	27.51	54.00	-26.49	HORIZONTAL	Average
4	1615.754	47.19	25.60	2.85	37.95	37.69	74.00	-36.31	HORIZONTAL	Peak
5	3114.025	37.00	28.49	4.07	37.14	32.42	54.00	-21.58	HORIZONTAL	Average
6	3114.025	46.50	28.49	4.07	37.14	41.92	74.00	-32.08	HORIZONTAL	Peak
7	4405.090	34.95	30.68	4.87	36.81	33.69	54.00	-20.31	HORIZONTAL	Average
8	4405.090	44.09	30.68	4.87	36.81	42.83	74.00	-31.17	HORIZONTAL	Peak
9	6679.040	32.76	34.33	6.61	37.07	36.63	54.00	-17.37	HORIZONTAL	Average
10	6679.040	43.48	34.33	6.61	37.07	47.35	74.00	-26.65	HORIZONTAL	Peak
11	10156.140	40.59	38.89	7.85	37.39	49.94	74.00	-24.06	HORIZONTAL	Peak
12	10156.140	28.86	38.89	7.85	37.39	38.21	54.00	-15.79	HORIZONTAL	Average



Unless otherwise agreed in writing, this document is issued by the Company subject to its General Conditions of Service printed overleaf, available on request or accessible at <http://www.sgs.com/en/Terms-and-Conditions.aspx> and, for electronic format documents, subject to Terms and Conditions for Electronic Documents at <http://www.sgs.com/en/Terms-and-Conditions/Terms-e-Documents.aspx>. Attention is drawn to the limitation of liability, indemnification and jurisdiction issues defined therein. Any holder of this document is advised that information contained hereon reflects the Company's findings at the time of its intervention only and within the limits of Client's instructions, if any. The Company's sole responsibility is to its Client and this document does not exonerate parties to a transaction from exercising all their rights and obligations under the transaction documents. This document cannot be reproduced except in full, without prior written approval of the Company. Any unauthorized alteration, forgery or falsification of the content or appearance of this document is unlawful and offenders may be prosecuted to the fullest extent of the law. Unless otherwise stated the results shown in this test report refer only to the sample(s) tested and such sample(s) are retained for 30 days only.



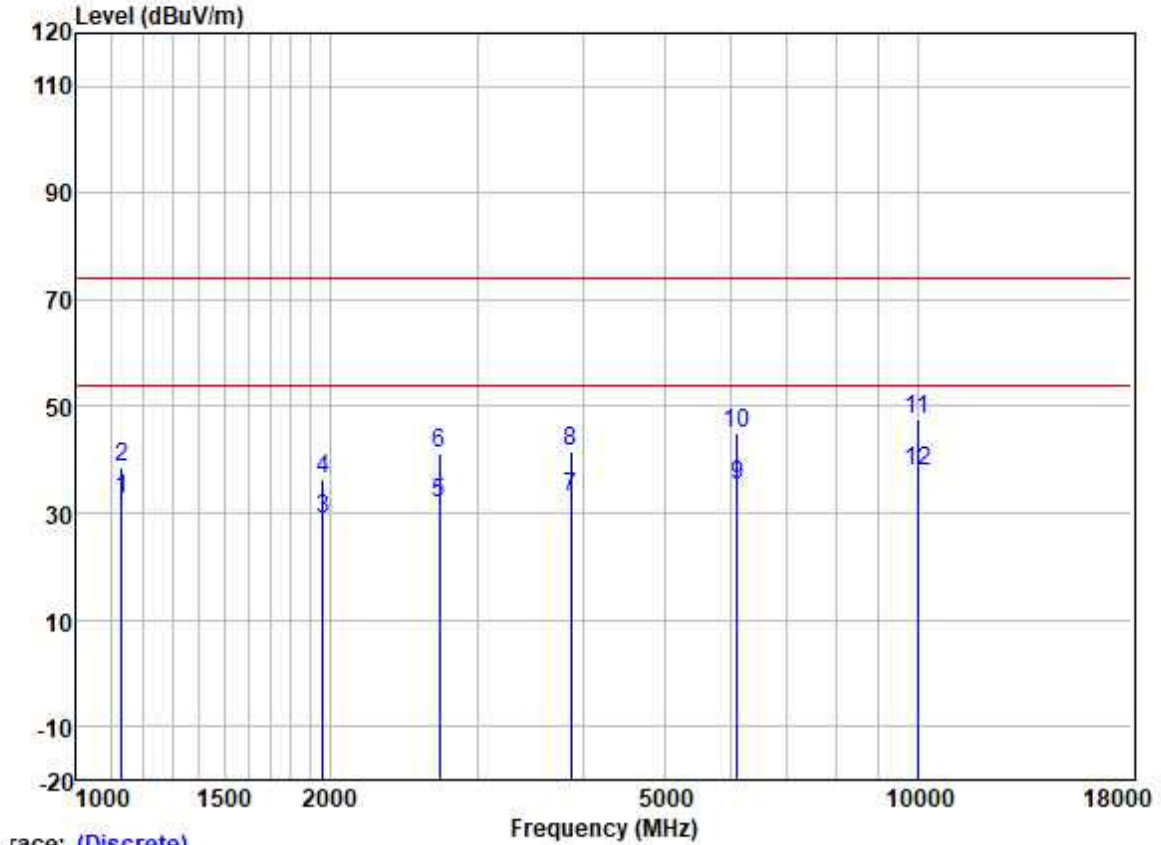


Trace: (Discrete)

	Read	Antenna	Cable	Preamp	Limit	Over				
Freq	Level	Factor	Loss	Factor	Line	Limit	Pol/Phase	Remark		
MHz	dBuV	dB/m	dB	dB	dBuV/m	dBuV/m	dB			
1	1162.182	36.79	24.53	7.03	38.42	29.93	54.00	-24.07	VERTICAL	Average
2	1162.182	47.68	24.53	7.03	38.42	40.82	74.00	-33.18	VERTICAL	Peak
3	1682.477	37.93	25.68	2.91	37.91	28.61	54.00	-25.39	VERTICAL	Average
4	1682.477	46.30	25.68	2.91	37.91	36.98	74.00	-37.02	VERTICAL	Peak
5	2694.998	35.15	27.82	3.71	37.47	29.21	54.00	-24.79	VERTICAL	Average
6	2694.998	45.22	27.82	3.71	37.47	39.28	74.00	-34.72	VERTICAL	Peak
7	3396.098	33.80	28.84	4.28	36.98	29.94	54.00	-24.06	VERTICAL	Average
8	3396.098	44.33	28.84	4.28	36.98	40.47	74.00	-33.53	VERTICAL	Peak
9	6717.762	31.90	34.44	6.63	37.09	35.88	54.00	-18.12	VERTICAL	Average
10	6717.762	43.69	34.44	6.63	37.09	47.67	74.00	-26.33	VERTICAL	Peak
11	10885.670	38.99	39.97	8.32	37.29	49.99	74.00	-24.01	VERTICAL	Peak
12	10885.670	25.86	39.97	8.32	37.29	36.86	54.00	-17.14	VERTICAL	Average



Unless otherwise agreed in writing, this document is issued by the Company subject to its General Conditions of Service printed overleaf, available on request or accessible at <http://www.sgs.com/en/Terms-and-Conditions.aspx> and, for electronic format documents, subject to Terms and Conditions for Electronic Documents at <http://www.sgs.com/en/Terms-and-Conditions/Terms-e-Documents.aspx>. Attention is drawn to the limitation of liability, indemnification and jurisdiction issues defined therein. Any holder of this document is advised that information contained hereon reflects the Company's findings at the time of its intervention only and within the limits of Client's instructions, if any. The Company's sole responsibility is to its Client and this document does not exonerate parties to a transaction from exercising all their rights and obligations under the transaction documents. This document cannot be reproduced except in full, without prior written approval of the Company. Any unauthorized alteration, forgery or falsification of the content or appearance of this document is unlawful and offenders may be prosecuted to the fullest extent of the law. Unless otherwise stated the results shown in this test report refer only to the sample(s) tested and such sample(s) are retained for 30 days only.

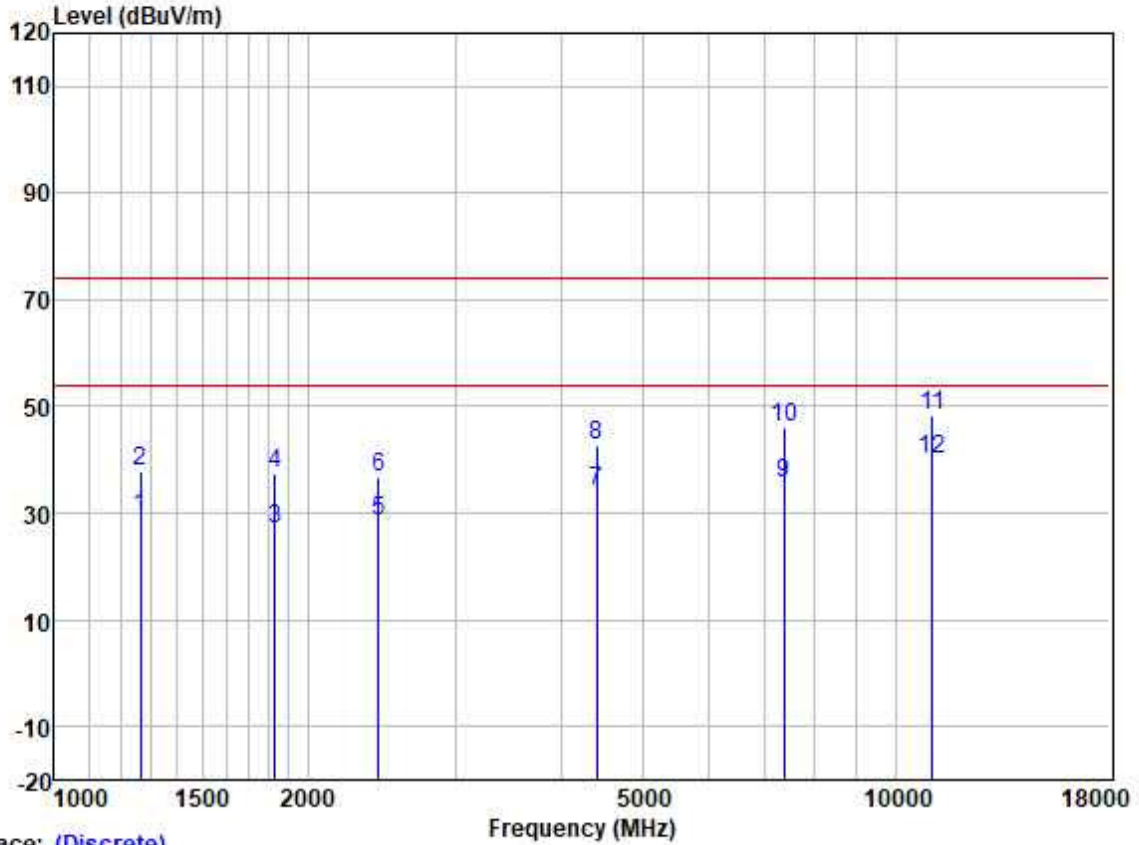


Trace: (Discrete)

	Freq	ReadAntenna	Cable	Preamp	Level	Limit	Over		
	MHz	Level	Factor	Loss	Factor	Line	Limit	Pol/Phase	Remark
	MHz	dBuV	dB/m	dB	dB	dBuV/m	dBuV/m	dB	
1	1132.340	39.34	24.44	7.32	38.43	32.67	54.00	-21.33	HORIZONTAL Average
2	1132.340	45.26	24.44	7.32	38.43	38.59	74.00	-35.41	HORIZONTAL Peak
3	1961.004	37.52	26.08	3.20	37.73	29.07	54.00	-24.93	HORIZONTAL Average
4	1961.004	44.94	26.08	3.20	37.73	36.49	74.00	-37.51	HORIZONTAL Peak
5	2702.799	37.76	27.84	3.72	37.47	31.85	54.00	-22.15	HORIZONTAL Average
6	2702.799	47.00	27.84	3.72	37.47	41.09	74.00	-32.91	HORIZONTAL Peak
7	3867.831	35.45	29.64	4.89	36.83	33.15	54.00	-20.85	HORIZONTAL Average
8	3867.831	44.06	29.64	4.89	36.83	41.76	74.00	-32.24	HORIZONTAL Peak
9	6106.616	33.28	32.66	6.08	36.92	35.10	54.00	-18.90	HORIZONTAL Average
10	6106.616	42.96	32.66	6.08	36.92	44.78	74.00	-29.22	HORIZONTAL Peak
11	10010.420	38.61	38.70	7.83	37.40	47.74	74.00	-26.26	HORIZONTAL Peak
12	10010.420	28.80	38.70	7.83	37.40	37.93	54.00	-16.07	HORIZONTAL Average



Unless otherwise agreed in writing, this document is issued by the Company subject to its General Conditions of Service printed overleaf, available on request or accessible at <http://www.sgs.com/en/Terms-and-Conditions.aspx> and, for electronic format documents, subject to Terms and Conditions for Electronic Documents at <http://www.sgs.com/en/Terms-and-Conditions/Terms-e-Docment.aspx>. Attention is drawn to the limitation of liability, indemnification and jurisdiction issues defined therein. Any holder of this document is advised that information contained hereon reflects the Company's findings at the time of its intervention only and within the limits of Client's instructions, if any. The Company's sole responsibility is to its Client and this document does not exonerate parties to a transaction from exercising all their rights and obligations under the transaction documents. This document cannot be reproduced except in full, without prior written approval of the Company. Any unauthorized alteration, forgery or falsification of the content or appearance of this document is unlawful and offenders may be prosecuted to the fullest extent of the law. Unless otherwise stated the results shown in this test report refer only to the sample(s) tested and such sample(s) are retained for 30 days only.



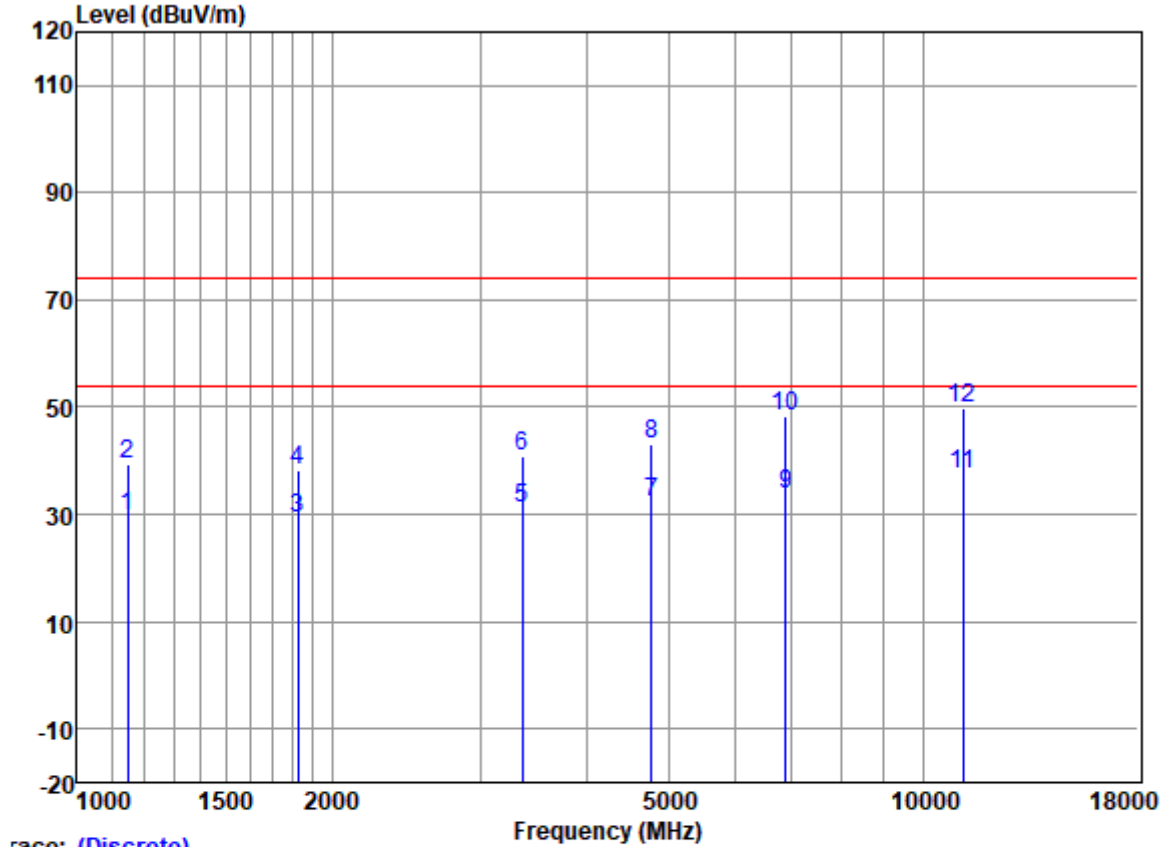
Trace: (Discrete)

	Freq	ReadAntenna	Cable	Preamp	Level	Limit	Over		
	MHz	Level	Factor	Loss	Factor	Line	Limit	Pol/Phase	Remark
		dBuV	dB/m	dB	dB	dBuV/m	dBuV/m	dB	
1	1267.454	37.78	25.10	4.91	38.33	29.46	54.00	-24.54	VERTICAL Average
2	1267.454	46.20	25.10	4.91	38.33	37.88	74.00	-36.12	VERTICAL Peak
3	1829.582	35.77	25.98	3.12	37.80	27.07	54.00	-26.93	VERTICAL Average
4	1829.582	46.23	25.98	3.12	37.80	37.53	74.00	-36.47	VERTICAL Peak
5	2428.671	35.17	27.40	3.52	37.58	28.51	54.00	-25.49	VERTICAL Average
6	2428.671	43.57	27.40	3.52	37.58	36.91	74.00	-37.09	VERTICAL Peak
7	4417.841	35.35	30.70	4.87	36.81	34.11	54.00	-19.89	VERTICAL Average
8	4417.841	43.82	30.70	4.87	36.81	42.58	74.00	-31.42	VERTICAL Peak
9	7368.741	30.26	36.12	6.60	37.45	35.53	54.00	-18.47	VERTICAL Average
10	7368.741	40.75	36.12	6.60	37.45	46.02	74.00	-27.98	VERTICAL Peak
11	11076.100	37.17	40.08	8.47	37.23	48.49	74.00	-25.51	VERTICAL Peak
12	11076.100	28.72	40.08	8.47	37.23	40.04	54.00	-13.96	VERTICAL Average



Unless otherwise agreed in writing, this document is issued by the Company subject to its General Conditions of Service printed overleaf, available on request or accessible at <http://www.sgs.com/en/Terms-and-Conditions.aspx> and, for electronic format documents, subject to Terms and Conditions for Electronic Documents at <http://www.sgs.com/en/Terms-and-Conditions/Terms-e-Documents.aspx>. Attention is drawn to the limitation of liability, indemnification and jurisdiction issues defined therein. Any holder of this document is advised that information contained hereon reflects the Company's findings at the time of its intervention only and within the limits of Client's instructions, if any. The Company's sole responsibility is to its Client and this document does not exonerate parties to a transaction from exercising all their rights and obligations under the transaction documents. This document cannot be reproduced except in full, without prior written approval of the Company. Any unauthorized alteration, forgery or falsification of the content or appearance of this document is unlawful and offenders may be prosecuted to the fullest extent of the law. Unless otherwise stated the results shown in this test report refer only to the sample(s) tested and such sample(s) are retained for 30 days only.





Trace: (Discrete)

	Read Freq	Antenna Level	Cable Factor	Preamp Loss	Preamp Factor	Level	Limit Line	Over Limit	Pol/Phase	Remark
	MHz	dBuV	dB/m	dB	dB	dBuV/m	dBuV/m	dB		
1	1148.823	36.41	24.49	7.17	38.42	29.65	54.00	-24.35	HORIZONTAL	Average
2	1148.823	46.14	24.49	7.17	38.42	39.38	74.00	-34.62	HORIZONTAL	Peak
3	1824.302	37.86	25.97	3.12	37.80	29.15	54.00	-24.85	HORIZONTAL	Average
4	1824.302	47.09	25.97	3.12	37.80	38.38	74.00	-35.62	HORIZONTAL	Peak
5	3357.061	34.92	28.81	4.26	37.01	30.98	54.00	-23.02	HORIZONTAL	Average
6	3357.061	44.69	28.81	4.26	37.01	40.75	74.00	-33.25	HORIZONTAL	Peak
7	4776.419	32.69	31.36	5.17	36.83	32.39	54.00	-21.61	HORIZONTAL	Average
8	4776.419	43.27	31.36	5.17	36.83	42.97	74.00	-31.03	HORIZONTAL	Peak
9	6874.906	29.41	34.82	6.71	37.16	33.78	54.00	-20.22	HORIZONTAL	Average
10	6874.906	44.04	34.82	6.71	37.16	48.41	74.00	-25.59	HORIZONTAL	Peak
11	11140.310	26.27	40.06	8.51	37.21	37.63	54.00	-16.37	HORIZONTAL	Average
12	11140.310	38.33	40.06	8.51	37.21	49.69	74.00	-24.31	HORIZONTAL	Peak

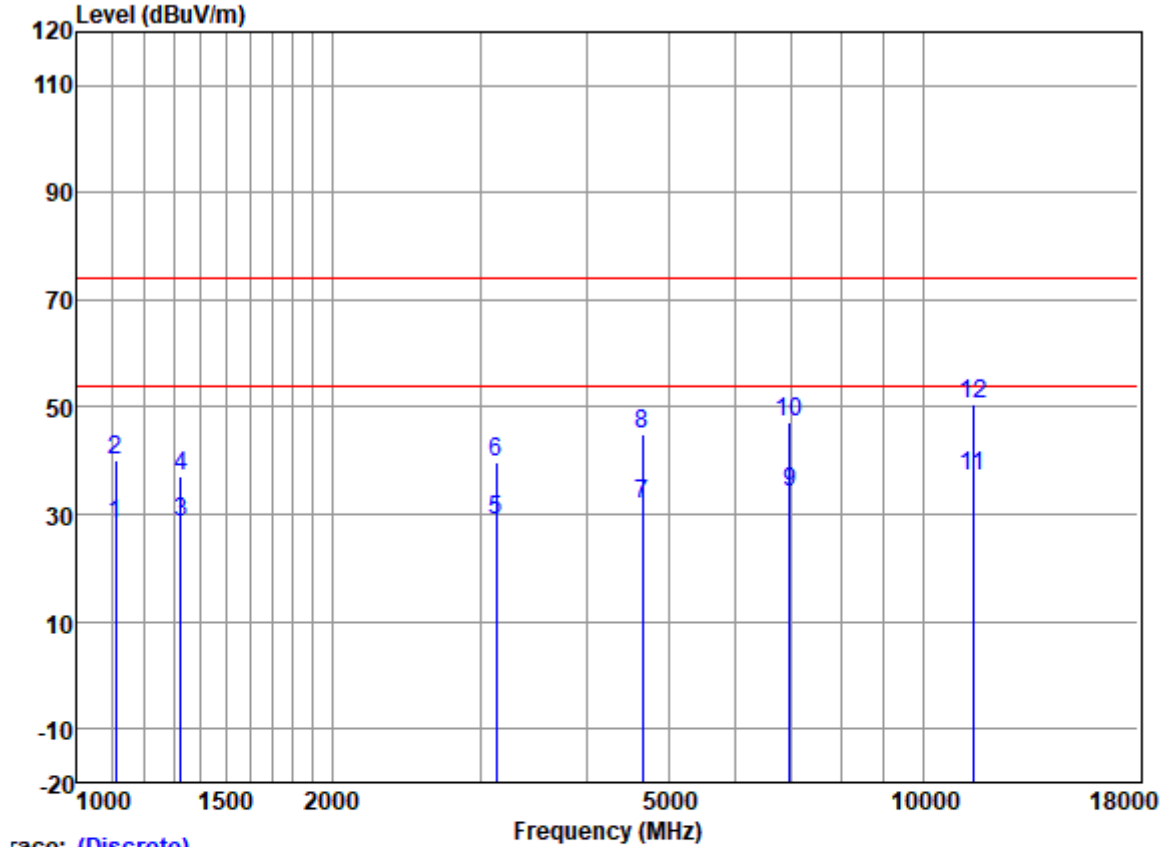


Unless otherwise agreed in writing, this document is issued by the Company subject to its General Conditions of Service printed overleaf, available on request or accessible at <http://www.sgs.com/en/Terms-and-Conditions.aspx> and, for electronic format documents, subject to Terms and Conditions for Electronic Documents at <http://www.sgs.com/en/Terms-and-Conditions/Terms-e-Documents.aspx>. Attention is drawn to the limitation of liability, indemnification and jurisdiction issues defined therein. Any holder of this document is advised that information contained hereon reflects the Company's findings at the time of its intervention only and within the limits of Client's instructions, if any. The Company's sole responsibility is to its Client and this document does not exonerate parties to a transaction from exercising all their rights and obligations under the transaction documents. This document cannot be reproduced except in full, without prior written approval of the Company. Any unauthorized alteration, forgery or falsification of the content or appearance of this document is unlawful and offenders may be prosecuted to the fullest extent of the law. Unless otherwise stated the results shown in this test report refer only to the sample(s) tested and such sample(s) are retained for 30 days only.

Attention: To check the authenticity of testing /inspection report & certificate, please contact us at telephone: (86-755) 8307 1443, or email: [CN\\_Doccheck@sgs.com](mailto:CN_Doccheck@sgs.com)

SGS-CSTC Standards Technical Services Co., Ltd. Guangzhou Branch EMC Laboratory  
 No.198 Kezhu Road, Sciencetech Park, Guangzhou Economic & Technology Development District, Guangzhou, China 510663 t (86-20) 82155555 f (86-20) 82075058 www.sgsgroup.com.cn  
 中国·广州·经济技术开发区科学城科珠路198号 邮编: 510663 t (86-20) 82155555 f (86-20) 82075058 sgs.china@sgs.com

Test mode:12



Trace: (Discrete)

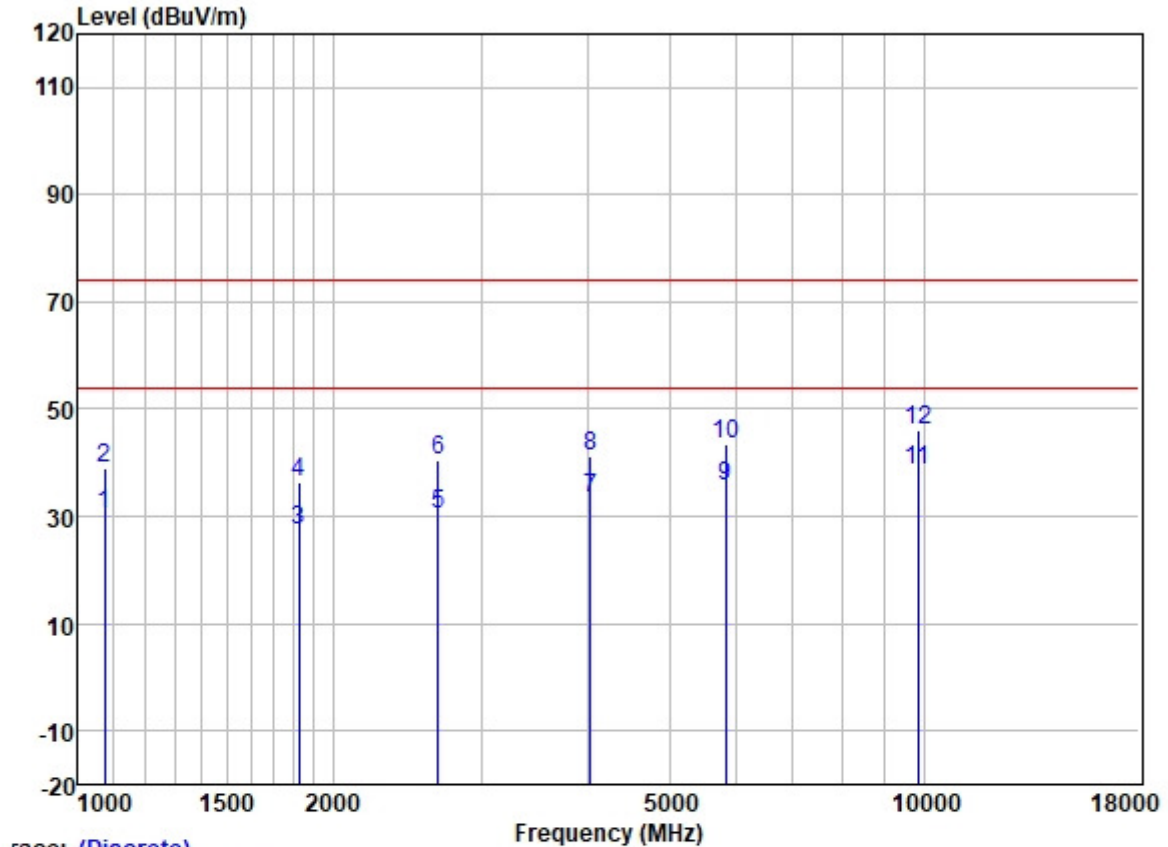
	Read Freq	Antenna Level	Cable Factor	Preamp Loss	Preamp Factor	Level	Limit Line	Over Limit	Pol/Phase	Remark
	MHz	dBuV	dB/m	dB	dB	dBuV/m	dBuV/m	dB		
1	1109.660	34.61	24.39	7.51	38.45	28.06	54.00	-25.94	VERTICAL	Average
2	1109.660	46.56	24.39	7.51	38.45	40.01	74.00	-33.99	VERTICAL	Peak
3	1327.446	37.78	25.27	3.92	38.29	28.68	54.00	-25.32	VERTICAL	Average
4	1327.446	46.37	25.27	3.92	38.29	37.27	74.00	-36.73	VERTICAL	Peak
5	3132.079	33.56	28.51	4.08	37.14	29.01	54.00	-24.99	VERTICAL	Average
6	3132.079	44.46	28.51	4.08	37.14	39.91	74.00	-34.09	VERTICAL	Peak
7	4667.241	32.64	31.07	5.00	36.82	31.89	54.00	-22.11	VERTICAL	Average
8	4667.241	45.77	31.07	5.00	36.82	45.02	74.00	-28.98	VERTICAL	Peak
9	6954.852	29.57	34.95	6.74	37.21	34.05	54.00	-19.95	VERTICAL	Average
10	6954.852	42.85	34.95	6.74	37.21	47.33	74.00	-26.67	VERTICAL	Peak
11	11467.000	25.39	39.91	8.80	37.15	36.95	54.00	-17.05	VERTICAL	Average
12	11467.000	39.04	39.91	8.80	37.15	50.60	74.00	-23.40	VERTICAL	Peak



Unless otherwise agreed in writing, this document is issued by the Company subject to its General Conditions of Service printed overleaf, available on request or accessible at <http://www.sgs.com/en/Terms-and-Conditions.aspx> and, for electronic format documents, subject to Terms and Conditions for Electronic Documents at <http://www.sgs.com/en/Terms-and-Conditions/Terms-e-Documents.aspx>. Attention is drawn to the limitation of liability, indemnification and jurisdiction issues defined therein. Any holder of this document is advised that information contained hereon reflects the Company's findings at the time of its intervention only and within the limits of Client's instructions, if any. The Company's sole responsibility is to its Client and this document does not exonerate parties to a transaction from exercising all their rights and obligations under the transaction documents. This document cannot be reproduced except in full, without prior written approval of the Company. Any unauthorized alteration, forgery or falsification of the content or appearance of this document is unlawful and offenders may be prosecuted to the fullest extent of the law. Unless otherwise stated the results shown in this test report refer only to the sample(s) tested and such sample(s) are retained for 30 days only.  
Attention: To check the authenticity of testing /inspection report & certificate, please contact us at telephone: (86-755) 8307 1443, or email: CN\_Doccheck@sgs.com



Test mode:13

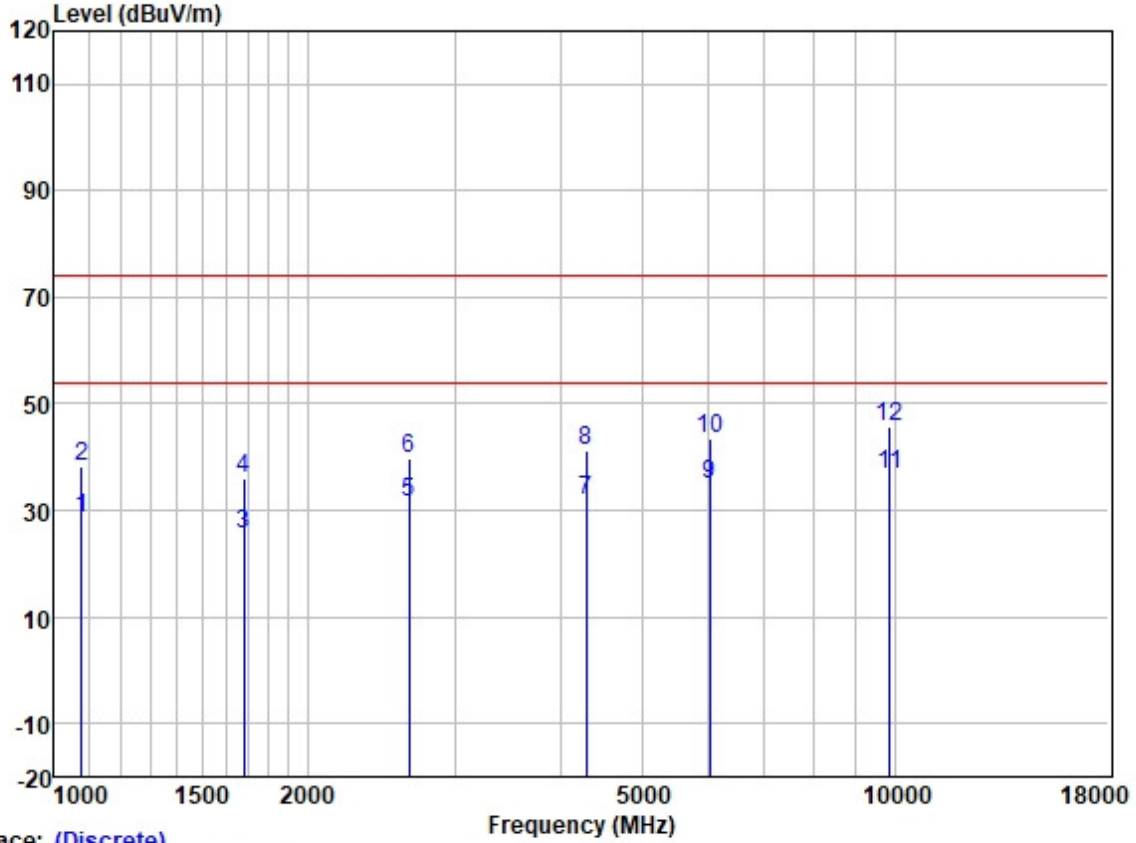


	Read	Antenna	Cable	Preamp	Limit	Over			
Freq	Level	Factor	Loss	Factor	Line	Limit	Pol/Phase	Remark	
MHz	dBuV	dB/m	dB	dB	dBuV/m	dBuV/m	dB		
1	1074.934	36.72	24.32	7.76	38.46	30.34	54.00	-23.66	HORIZONTAL Average
2	1074.934	45.43	24.32	7.76	38.46	39.05	74.00	-34.95	HORIZONTAL Peak
3	1824.302	36.17	25.97	3.12	37.80	27.46	54.00	-26.54	HORIZONTAL Average
4	1824.302	45.15	25.97	3.12	37.80	36.44	74.00	-37.56	HORIZONTAL Peak
5	2664.019	36.35	27.75	3.67	37.48	30.29	54.00	-23.71	HORIZONTAL Average
6	2664.019	46.71	27.75	3.67	37.48	40.65	74.00	-33.35	HORIZONTAL Peak
7	4039.212	35.44	29.85	5.00	36.80	33.49	54.00	-20.51	HORIZONTAL Average
8	4039.212	43.26	29.85	5.00	36.80	41.31	74.00	-32.69	HORIZONTAL Peak
9	5830.640	34.30	32.23	5.88	36.90	35.51	54.00	-18.49	HORIZONTAL Average
10	5830.640	42.42	32.23	5.88	36.90	43.63	74.00	-30.37	HORIZONTAL Peak
11	9838.312	29.68	38.58	7.71	37.41	38.56	54.00	-15.44	HORIZONTAL Average
12	9838.312	37.35	38.58	7.71	37.41	46.23	74.00	-27.77	HORIZONTAL Peak



Unless otherwise agreed in writing, this document is issued by the Company subject to its General Conditions of Service printed overleaf, available on request or accessible at <http://www.sgs.com/en/Terms-and-Conditions.aspx> and, for electronic format documents, subject to Terms and Conditions for Electronic Documents at <http://www.sgs.com/en/Terms-and-Conditions/Terms-e-Documents.aspx>. Attention is drawn to the limitation of liability, indemnification and jurisdiction issues defined therein. Any holder of this document is advised that information contained hereon reflects the Company's findings at the time of its intervention only and within the limits of Client's instructions, if any. The Company's sole responsibility is to its Client and this document does not exonerate parties to a transaction from exercising all their rights and obligations under the transaction documents. This document cannot be reproduced except in full, without prior written approval of the Company. Any unauthorized alteration, forgery or falsification of the content or appearance of this document is unlawful and offenders may be prosecuted to the fullest extent of the law. Unless otherwise stated the results shown in this test report refer only to the sample(s) tested and such sample(s) are retained for 30 days only.

Attention: To check the authenticity of testing /inspection report & certificate, please contact us at telephone: (86-755) 8307 1443, or email: [CN.Doccheck@sgs.com](mailto:CN.Doccheck@sgs.com)



Trace: (Discrete)

	Freq	ReadAntenna	Cable	Preamp	Level	Limit	Over	Pol/Phase	Remark
	MHz	Level	Factor	Loss	Factor	Line	Limit		
		dBuV	dB/m	dB	dB	dBuV/m	dBuV/m	dB	
1	1078.046	34.92	24.32	7.74	38.46	28.52	54.00	-25.48	VERTICAL Average
2	1078.046	44.67	24.32	7.74	38.46	38.27	74.00	-35.73	VERTICAL Peak
3	1682.477	34.77	25.68	2.91	37.91	25.45	54.00	-28.55	VERTICAL Average
4	1682.477	45.18	25.68	2.91	37.91	35.86	74.00	-38.14	VERTICAL Peak
5	2641.019	37.50	27.70	3.65	37.49	31.36	54.00	-22.64	VERTICAL Average
6	2641.019	45.72	27.70	3.65	37.49	39.58	74.00	-34.42	VERTICAL Peak
7	4291.977	33.48	30.45	4.91	36.81	32.03	54.00	-21.97	VERTICAL Average
8	4291.977	42.50	30.45	4.91	36.81	41.05	74.00	-32.95	VERTICAL Peak
9	6018.999	33.51	32.44	6.00	36.90	35.05	54.00	-18.95	VERTICAL Average
10	6018.999	41.98	32.44	6.00	36.90	43.52	74.00	-30.48	VERTICAL Peak
11	9866.789	27.73	38.60	7.73	37.41	36.65	54.00	-17.35	VERTICAL Average
12	9866.789	36.94	38.60	7.73	37.41	45.86	74.00	-28.14	VERTICAL Peak



Unless otherwise agreed in writing, this document is issued by the Company subject to its General Conditions of Service printed overleaf, available on request or accessible at <http://www.sgs.com/en/Terms-and-Conditions.aspx> and, for electronic format documents, subject to Terms and Conditions for Electronic Documents at <http://www.sgs.com/en/Terms-and-Conditions/Terms-e-Documents.aspx>. Attention is drawn to the limitation of liability, indemnification and jurisdiction issues defined therein. Any holder of this document is advised that information contained hereon reflects the Company's findings at the time of its intervention only and within the limits of Client's instructions, if any. The Company's sole responsibility is to its Client and this document does not exonerate parties to a transaction from exercising all their rights and obligations under the transaction documents. This document cannot be reproduced except in full, without prior written approval of the Company. Any unauthorized alteration, forgery or falsification of the content or appearance of this document is unlawful and offenders may be prosecuted to the fullest extent of the law. Unless otherwise stated the results shown in this test report refer only to the sample(s) tested and such sample(s) are retained for 30 days only.

## 7 Test Setup Photo

Refer to Appendix - Test Setup Photo for GZCR2108020932AT

## 8 EUT Constructional Details (EUT Photos)

Refer to Appendix – External and Internal Photos for GZCR2108020932AT

- End of the Report -



Unless otherwise agreed in writing, this document is issued by the Company subject to its General Conditions of Service printed overleaf, available on request or accessible at <http://www.sgs.com/en/Terms-and-Conditions.aspx> and, for electronic format documents, subject to Terms and Conditions for Electronic Documents at <http://www.sgs.com/en/Terms-and-Conditions/Terms-e-Document.aspx>. Attention is drawn to the limitation of liability, indemnification and jurisdiction issues defined therein. Any holder of this document is advised that information contained hereon reflects the Company's findings at the time of its intervention only and within the limits of Client's instructions, if any. The Company's sole responsibility is to its Client and this document does not exonerate parties to a transaction from exercising all their rights and obligations under the transaction documents. This document cannot be reproduced except in full, without prior written approval of the Company. Any unauthorized alteration, forgery or falsification of the content or appearance of this document is unlawful and offenders may be prosecuted to the fullest extent of the law. Unless otherwise stated the results shown in this test report refer only to the sample(s) tested and such sample(s) are retained for 30 days only.  
Attention: To check the authenticity of testing /inspection report & certificate, please contact us at telephone: (86-755) 8307 1443, or email: [CN\\_Doccheck@sgs.com](mailto:CN_Doccheck@sgs.com)