



Appendix for Test report

1. Appendix A: 20dB Emission Bandwidth

1.1 Test Result

TestMode	Antenna	Channel	20db EBW[MHz]	FL[MHz]	FH[MHz]	Limit[MHz]	Verdict
TM1	Ant1	2402	0.954	2401.532	2402.486	---	PASS
		2441	0.957	2440.538	2441.495	---	PASS
		2480	0.951	2479.532	2480.483	---	PASS
TM2	Ant1	2402	1.290	2401.370	2402.660	---	PASS
		2441	1.326	2440.340	2441.666	---	PASS
		2480	1.347	2479.328	2480.675	---	PASS
TM3	Ant1	2402	1.263	2401.370	2402.633	---	PASS
		2441	1.347	2440.331	2441.678	---	PASS
		2480	1.311	2479.352	2480.663	---	PASS

1.2 Test Graphs

TM1_Ant1_2402



TM1_Ant1_2441



TM1_Ant1_2480



TM2_Ant1_2402



TM2_Ant1_2441



TM2_Ant1_2480

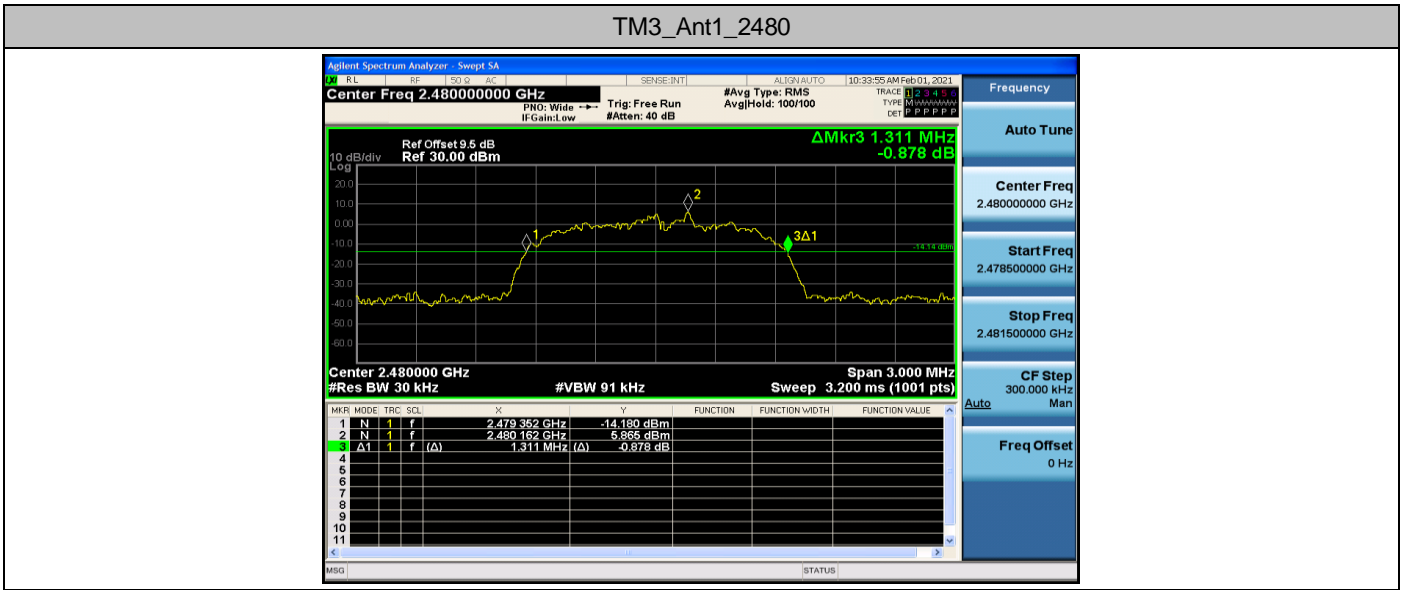


TM3_Ant1_2402



TM3_Ant1_2441





2. Appendix A1: Occupied Channel Bandwidth

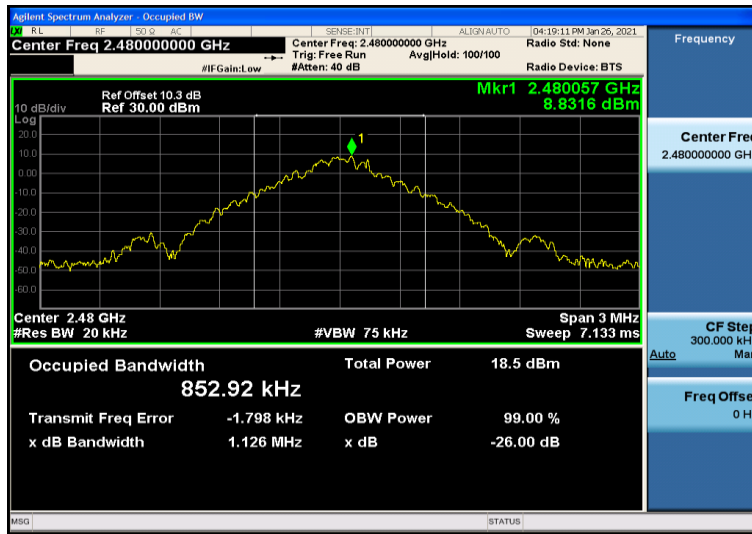
2.1 Test Result

TestMode	Antenna	Channel	OCB [MHz]	FL[MHz]	FH[MHz]	Limit[MHz]	Verdict
TM1	Ant1	2402	0.8629	2401.568	2402.431	---	PASS
		2441	0.8560	2440.569	2441.425	---	PASS
		2480	0.8529	2479.572	2480.425	---	PASS
TM2	Ant1	2402	1.1922	2401.408	2402.600	---	PASS
		2441	1.1932	2440.407	2441.601	---	PASS
		2480	1.1907	2479.408	2480.598	---	PASS
TM3	Ant1	2402	1.1996	2401.397	2402.597	---	PASS
		2441	1.1938	2440.403	2441.597	---	PASS
		2480	1.1844	2479.408	2480.592	---	PASS

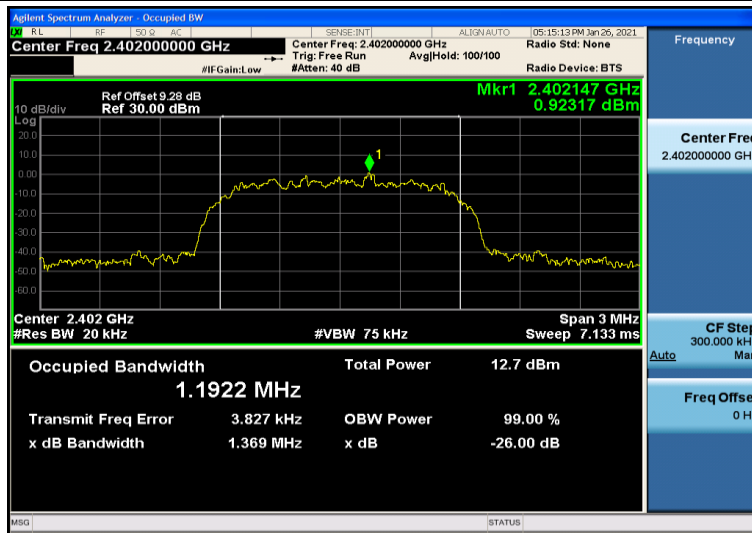
2.2 Test Graphs



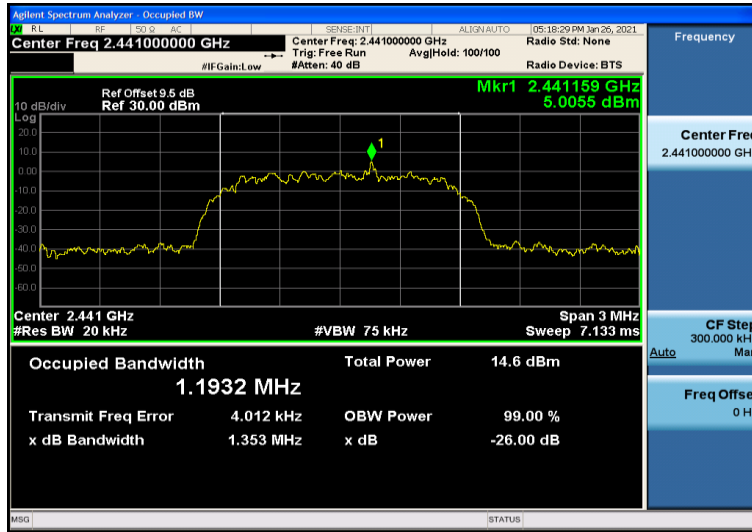
TM1_Ant1_2480



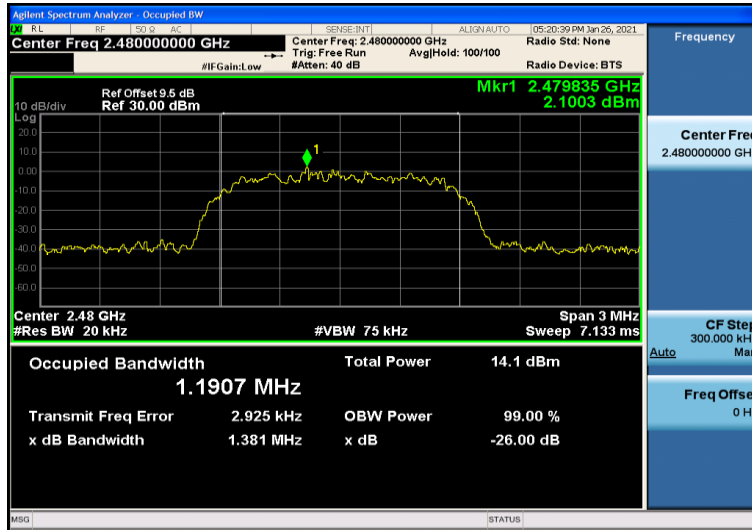
TM2_Ant1_2402



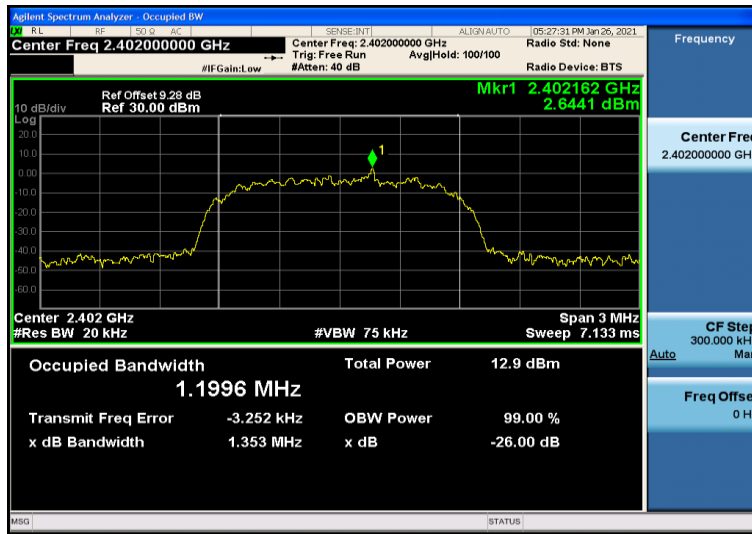
TM2_Ant1_2441



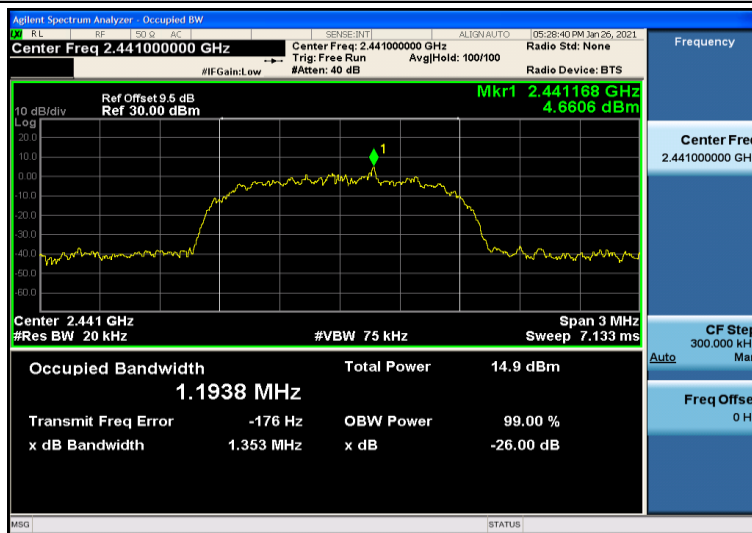
TM2_Ant1_2480

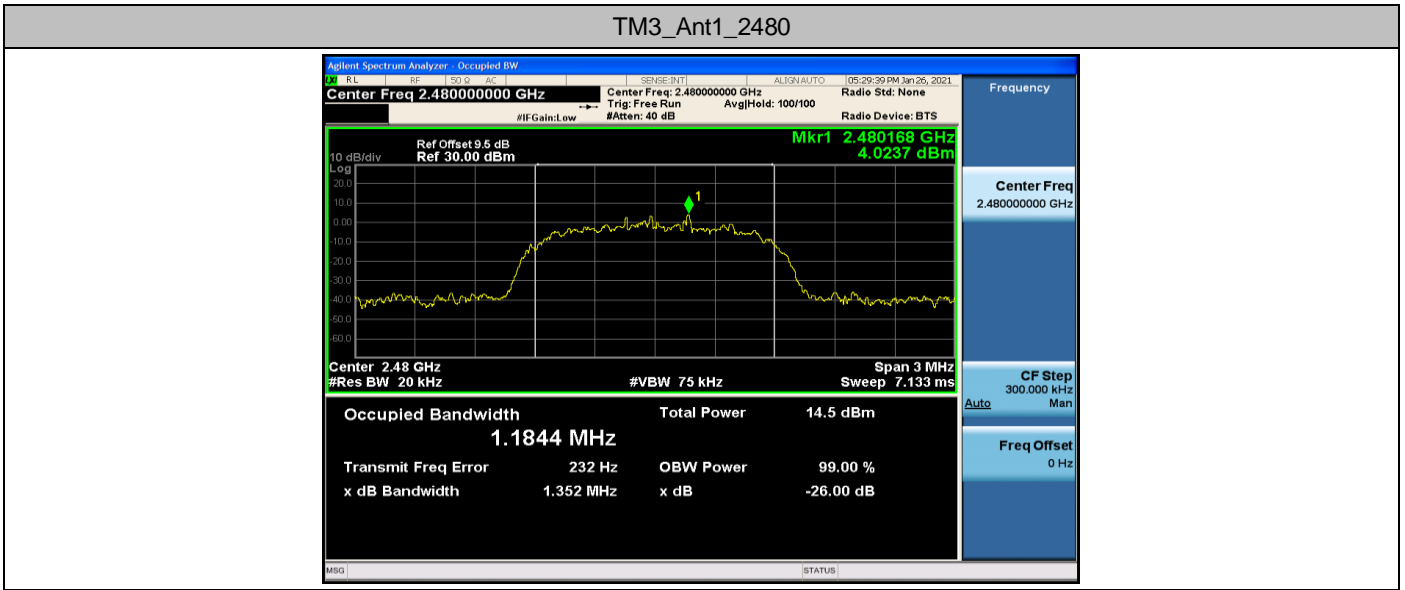


TM3_Ant1_2402



TM3_Ant1_2441





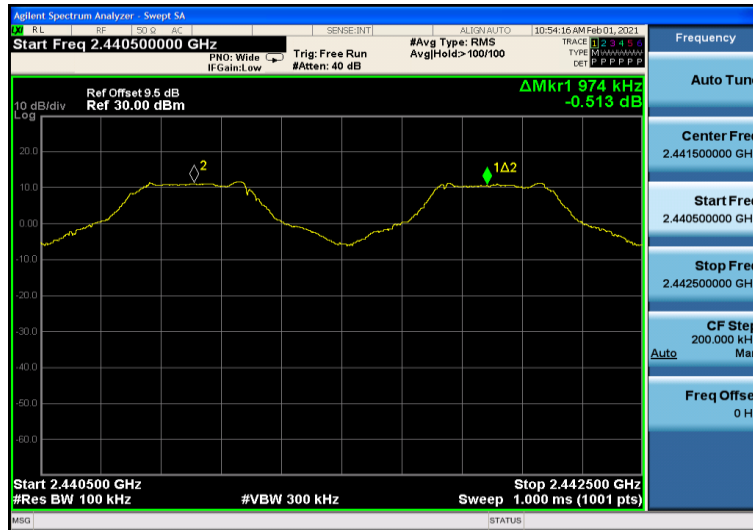
3. Appendix B: Carrier frequency separation

3.1 Test Result

TestMode	Antenna	Channel	CarrierFrequency Separation [MHz]	Limit[MHz]	Verdict
TM1	Ant1	Hop	0.974	≥ 0.638	PASS
TM2	Ant1	Hop	1.016	≥ 0.898	PASS
TM3	Ant1	Hop	1.006	≥ 0.898	PASS

3.2 Test Graphs

TM1_Ant1_Hop



TM2_Ant1_Hop



