




Appendix D. Photo Documentation

Table of Contents
Test Facility
Test Positions
Liquid depth

Test Facility

Photo 1: Measurement System DASy



Test Positions

Photo 2: Front View




Photo 3: Back View



Photo 4: Front View (silica gel strap)



Photo 5: Back View (silica gel strap)



Photo 6: Front Side 10mm



Photo 7: Back Side 0mm



Photo 8: Front Side 10mm (silica gel strap)




Photo 9: Back Side 0mm (silica gel strap)



Liquid depth

Photo 10: HBBL600-6000MHz Depth (15.1cm)

NA



NA