



Appendix for test report



1Appendix_A: Effective (Isotropic) Radiated Power Output Data

Part I - Test Results

Test Band(LTE)	Test Mode	Test Bandwidth	Test Channel	Test RB	Measured[dBm]	ERP [dBm]	Limit [dBm]	Verdict
Band5	LTE/TM1	1.4	LCH	RB1#0	23.90	16.35	38.5	PASS
				RB1#3	23.57	16.02	38.5	PASS
				RB1#5	23.90	16.35	38.5	PASS
				RB3#0	23.78	16.23	38.5	PASS
				RB3#2	23.69	16.14	38.5	PASS
				RB3#3	23.75	16.20	38.5	PASS
				RB6#0	22.81	15.26	38.5	PASS
			MCH	RB1#0	24.07	16.52	38.5	PASS
				RB1#3	23.87	16.32	38.5	PASS
				RB1#5	23.95	16.40	38.5	PASS
				RB3#0	23.80	16.25	38.5	PASS
				RB3#2	23.73	16.18	38.5	PASS
				RB3#3	23.96	16.41	38.5	PASS
				RB6#0	22.96	15.41	38.5	PASS

Test Band(LTE)	Test Mode	Test Bandwidth	Test Channel	Test RB	Measured[dBm]	ERP [dBm]	Limit [dBm]	Verdict
			HCH	RB1#0	23.92	16.37	38.5	PASS
				RB1#3	23.34	15.79	38.5	PASS
				RB1#5	23.89	16.34	38.5	PASS
				RB3#0	23.93	16.38	38.5	PASS
				RB3#2	23.63	16.08	38.5	PASS
				RB3#3	23.87	16.32	38.5	PASS
				RB6#0	22.76	15.21	38.5	PASS
		3	LCH	RB1#0	23.88	16.33	38.5	PASS
				RB1#7	23.38	15.83	38.5	PASS
				RB1#14	24.00	16.45	38.5	PASS
				RB8#0	22.77	15.22	38.5	PASS
				RB8#4	22.72	15.17	38.5	PASS
				RB8#7	22.82	15.27	38.5	PASS
				RB15#0	22.77	15.22	38.5	PASS
			MCH	RB1#0	23.92	16.37	38.5	PASS
				RB1#7	23.54	15.99	38.5	PASS
				RB1#14	23.89	16.34	38.5	PASS



Test Band(LTE)	Test Mode	Test Bandwidth	Test Channel	Test RB	Measured[dBm]	ERP [dBm]	Limit [dBm]	Verdict	
				RB8#0	22.72	15.17	38.5	PASS	
				RB8#4	23.06	15.51	38.5	PASS	
				RB8#7	22.87	15.32	38.5	PASS	
				RB15#0	22.94	15.39	38.5	PASS	
			HCH	RB1#0	23.93	16.38	38.5	PASS	
				RB1#7	24.08	16.53	38.5	PASS	
				RB1#14	23.93	16.38	38.5	PASS	
				RB8#0	22.80	15.25	38.5	PASS	
				RB8#4	22.82	15.27	38.5	PASS	
				RB8#7	22.94	15.39	38.5	PASS	
				RB15#0	22.98	15.43	38.5	PASS	
			5	LCH	RB1#0	23.88	16.33	38.5	PASS
					RB1#13	23.85	16.30	38.5	PASS
					RB1#24	23.88	16.33	38.5	PASS
		RB12#0			22.87	15.32	38.5	PASS	
		RB12#6			22.85	15.30	38.5	PASS	
		RB12#13			22.87	15.32	38.5	PASS	

Test Band(LTE)	Test Mode	Test Bandwidth	Test Channel	Test RB	Measured[dBm]	ERP [dBm]	Limit [dBm]	Verdict
			MCH	RB25#0	22.80	15.25	38.5	PASS
				RB1#0	23.83	16.28	38.5	PASS
				RB1#13	24.06	16.51	38.5	PASS
				RB1#24	24.02	16.47	38.5	PASS
				RB12#0	22.96	15.41	38.5	PASS
				RB12#6	22.92	15.37	38.5	PASS
				RB12#13	23.06	15.51	38.5	PASS
				RB25#0	22.91	15.36	38.5	PASS
				RB1#0	24.04	16.49	38.5	PASS
				RB1#13	23.88	16.33	38.5	PASS
				RB1#24	23.89	16.34	38.5	PASS
				RB12#0	23.03	15.48	38.5	PASS
				RB12#6	22.85	15.30	38.5	PASS
				RB12#13	23.03	15.48	38.5	PASS
				RB25#0	23.01	15.46	38.5	PASS
		10	LCH	RB1#0	23.81	16.26	38.5	PASS
				RB1#25	23.76	16.21	38.5	PASS

Test Band(LTE)	Test Mode	Test Bandwidth	Test Channel	Test RB	Measured[dBm]	ERP [dBm]	Limit [dBm]	Verdict
				RB1#49	23.95	16.40	38.5	PASS
				RB25#0	22.82	15.27	38.5	PASS
				RB25#13	22.89	15.34	38.5	PASS
				RB25#25	22.90	15.35	38.5	PASS
				RB50#0	22.83	15.28	38.5	PASS
			MCH	RB1#0	23.92	16.37	38.5	PASS
				RB1#25	23.71	16.16	38.5	PASS
				RB1#49	23.90	16.35	38.5	PASS
				RB25#0	22.94	15.39	38.5	PASS
				RB25#13	23.02	15.47	38.5	PASS
				RB25#25	23.02	15.47	38.5	PASS
				RB50#0	23.04	15.49	38.5	PASS
			HCH	RB1#0	24.03	16.48	38.5	PASS
				RB1#25	23.48	15.93	38.5	PASS
				RB1#49	23.92	16.37	38.5	PASS
				RB25#0	22.89	15.34	38.5	PASS
				RB25#13	22.89	15.34	38.5	PASS



Test Band(LTE)	Test Mode	Test Bandwidth	Test Channel	Test RB	Measured[dBm]	ERP [dBm]	Limit [dBm]	Verdict
				RB25#25	23.01	15.46	38.5	PASS
				RB50#0	23.02	15.47	38.5	PASS
	LTE/TM2	1.4	LCH	RB1#0	23.26	15.71	38.5	PASS
				RB1#3	23.03	15.48	38.5	PASS
				RB1#5	23.15	15.60	38.5	PASS
				RB3#0	22.81	15.26	38.5	PASS
				RB3#2	22.72	15.17	38.5	PASS
				RB3#3	22.89	15.34	38.5	PASS
				RB6#0	21.77	14.22	38.5	PASS
				MCH	RB1#0	23.17	15.62	38.5
			RB1#3		22.53	14.98	38.5	PASS
			RB1#5		23.22	15.67	38.5	PASS
			RB3#0		22.85	15.30	38.5	PASS
			RB3#2		22.87	15.32	38.5	PASS
			RB3#3		22.88	15.33	38.5	PASS
			RB6#0		21.92	14.37	38.5	PASS
			HCH	RB1#0	23.22	15.67	38.5	PASS

Test Band(LTE)	Test Mode	Test Bandwidth	Test Channel	Test RB	Measured[dBm]	ERP [dBm]	Limit [dBm]	Verdict
				RB1#3	22.95	15.40	38.5	PASS
				RB1#5	22.94	15.39	38.5	PASS
				RB3#0	22.84	15.29	38.5	PASS
				RB3#2	22.82	15.27	38.5	PASS
				RB3#3	22.82	15.27	38.5	PASS
				RB6#0	21.97	14.42	38.5	PASS
		3	LCH	RB1#0	23.28	15.73	38.5	PASS
				RB1#7	23.12	15.57	38.5	PASS
				RB1#14	22.86	15.31	38.5	PASS
				RB8#0	21.82	14.27	38.5	PASS
				RB8#4	21.81	14.26	38.5	PASS
				RB8#7	21.79	14.24	38.5	PASS
				RB15#0	21.80	14.25	38.5	PASS
				MCH	RB1#0	23.27	15.72	38.5
		RB1#7	22.54		14.99	38.5	PASS	
		RB1#14	23.37		15.82	38.5	PASS	
RB8#0	21.88	14.33	38.5		PASS			



Test Band(LTE)	Test Mode	Test Bandwidth	Test Channel	Test RB	Measured[dBm]	ERP [dBm]	Limit [dBm]	Verdict
				RB8#4	21.97	14.42	38.5	PASS
				RB8#7	21.97	14.42	38.5	PASS
				RB15#0	21.86	14.31	38.5	PASS
			HCH	RB1#0	23.18	15.63	38.5	PASS
				RB1#7	22.70	15.15	38.5	PASS
				RB1#14	22.95	15.40	38.5	PASS
				RB8#0	21.78	14.23	38.5	PASS
				RB8#4	21.88	14.33	38.5	PASS
				RB8#7	21.78	14.23	38.5	PASS
		RB15#0	21.94	14.39	38.5	PASS		
		5	LCH	RB1#0	23.14	15.59	38.5	PASS
				RB1#13	-12.12	-19.67	38.5	PASS
				RB1#24	23.05	15.50	38.5	PASS
				RB12#0	21.85	14.30	38.5	PASS
				RB12#6	21.72	14.17	38.5	PASS
RB12#13	21.93			14.38	38.5	PASS		
RB25#0	21.74			14.19	38.5	PASS		



Test Band(LTE)	Test Mode	Test Bandwidth	Test Channel	Test RB	Measured[dBm]	ERP [dBm]	Limit [dBm]	Verdict
			MCH	RB1#0	23.24	15.69	38.5	PASS
				RB1#13	23.44	15.89	38.5	PASS
				RB1#24	23.37	15.82	38.5	PASS
				RB12#0	22.03	14.48	38.5	PASS
				RB12#6	21.85	14.30	38.5	PASS
				RB12#13	22.11	14.56	38.5	PASS
				RB25#0	21.88	14.33	38.5	PASS
			HCH	RB1#0	23.38	15.83	38.5	PASS
				RB1#13	23.21	15.66	38.5	PASS
				RB1#24	23.27	15.72	38.5	PASS
				RB12#0	22.01	14.46	38.5	PASS
				RB12#6	21.93	14.38	38.5	PASS
				RB12#13	21.96	14.41	38.5	PASS
				RB25#0	21.88	14.33	38.5	PASS
		10	LCH	RB1#0	23.03	15.48	38.5	PASS
				RB1#25	22.75	15.20	38.5	PASS
				RB1#49	23.13	15.58	38.5	PASS

Test Band(LTE)	Test Mode	Test Bandwidth	Test Channel	Test RB	Measured[dBm]	ERP [dBm]	Limit [dBm]	Verdict
				RB25#0	21.82	14.27	38.5	PASS
				RB25#13	21.86	14.31	38.5	PASS
				RB25#25	21.87	14.32	38.5	PASS
				RB50#0	21.76	14.21	38.5	PASS
			MCH	RB1#0	23.14	15.59	38.5	PASS
				RB1#25	22.77	15.22	38.5	PASS
				RB1#49	23.25	15.70	38.5	PASS
				RB25#0	21.91	14.36	38.5	PASS
				RB25#13	21.90	14.35	38.5	PASS
				RB25#25	21.97	14.42	38.5	PASS
				RB50#0	21.95	14.40	38.5	PASS
			HCH	RB1#0	23.14	15.59	38.5	PASS
				RB1#25	22.76	15.21	38.5	PASS
				RB1#49	23.03	15.48	38.5	PASS
				RB25#0	21.89	14.34	38.5	PASS
				RB25#13	21.87	14.32	38.5	PASS
				RB25#25	21.90	14.35	38.5	PASS

Test Band(LTE)	Test Mode	Test Bandwidth	Test Channel	Test RB	Measured[dBm]	ERP [dBm]	Limit [dBm]	Verdict
				RB50#0	21.95	14.40	38.5	PASS

Note1:

a, For getting the ERP (Efficient Radiated Power) or EIRP (Efficient Isotropic Radiated Power) in substitution method, the following formula should be taken to calculate it,

$$\text{ERP [dBm]} = \text{SGP [dBm]} - \text{Cable Loss [dB]} + \text{Gain [dBd]}$$

$$\text{EIRP [dBm]} = \text{SGP [dBm]} - \text{Cable Loss [dB]} + \text{Gain [dBi]}$$

b, SGP = Signal Generator Level

Note2:

$$\text{SET Span} = 1.5 * \text{OBW}$$

$$\text{SET RBW} = 1\% \text{ of the OBW, not to exceed 1MHz}$$

$$\text{SET VBW} \geq 3 * \text{RBW}$$

SET Sweep time = auto - couple.

Detector: RMS



2Appendix_B: Peak-to-Average Ratio

Part I - Test Results

Test Band(For LTE)	Test Mode	Test Bandwidth (MHz)	Test Channel	Test RB	Measured[dB]	Limit [dB]	Verdict
Band5	LTE/TM1	1.4	LCH	RB1#0	4.41	13	PASS
				RB1#3	4.32	13	PASS
				RB1#5	4.29	13	PASS
				RB3#0	4.46	13	PASS
				RB3#2	4.47	13	PASS
				RB3#3	4.46	13	PASS
				RB6#0	5.38	13	PASS
			MCH	RB1#0	4.22	13	PASS
				RB1#3	4.13	13	PASS
				RB1#5	4.11	13	PASS
				RB3#0	4.51	13	PASS
				RB3#2	4.45	13	PASS
				RB3#3	4.41	13	PASS
				RB6#0	5.34	13	PASS
		HCH	RB1#0	3.80	13	PASS	
			RB1#3	4.03	13	PASS	
			RB1#5	3.22	13	PASS	
			RB3#0	4.14	13	PASS	
			RB3#2	3.80	13	PASS	
			RB3#3	3.84	13	PASS	
			RB6#0	5.31	13	PASS	
		3	LCH	RB1#0	4.17	13	PASS
				RB1#7	4.68	13	PASS
				RB1#14	4.40	13	PASS
				RB8#0	5.23	13	PASS
				RB8#4	5.13	13	PASS
				RB8#7	5.24	13	PASS
				RB15#0	5.48	13	PASS
MCH	RB1#0		4.07	13	PASS		
	RB1#7		4.29	13	PASS		
	RB1#14		3.99	13	PASS		
	RB8#0		5.19	13	PASS		
	RB8#4		5.06	13	PASS		
	RB8#7		5.15	13	PASS		
	RB15#0		5.47	13	PASS		



Test Band(For LTE)	Test Mode	Test Bandwidth (MHz)	Test Channel	Test RB	Measured[dB]	Limit [dB]	Verdict
		5	HCH	RB1#0	4.29	13	PASS
				RB1#7	4.19	13	PASS
				RB1#14	3.28	13	PASS
				RB8#0	5.49	13	PASS
				RB8#4	5.35	13	PASS
				RB8#7	5.25	13	PASS
				RB15#0	5.72	13	PASS
			LCH	RB1#0	4.26	13	PASS
				RB1#13	4.12	13	PASS
				RB1#24	4.10	13	PASS
				RB12#0	5.25	13	PASS
				RB12#6	5.14	13	PASS
				RB12#13	5.37	13	PASS
				RB25#0	5.80	13	PASS
		MCH	RB1#0	4.23	13	PASS	
			RB1#13	4.10	13	PASS	
			RB1#24	4.13	13	PASS	
			RB12#0	5.11	13	PASS	
			RB12#6	5.17	13	PASS	
			RB12#13	4.99	13	PASS	
			RB25#0	5.74	13	PASS	
		HCH	RB1#0	4.51	13	PASS	
			RB1#13	4.18	13	PASS	
			RB1#24	3.63	13	PASS	
			RB12#0	5.22	13	PASS	
			RB12#6	5.20	13	PASS	
			RB12#13	5.11	13	PASS	
			RB25#0	5.69	13	PASS	
		10	LCH	RB1#0	4.35	13	PASS
				RB1#25	4.44	13	PASS
RB1#49	4.36			13	PASS		
RB25#0	5.42			13	PASS		
RB25#13	5.42			13	PASS		
RB25#25	5.53			13	PASS		
RB50#0	5.86			13	PASS		
MCH	RB1#0		4.19	13	PASS		
	RB1#25		4.29	13	PASS		
	RB1#49		4.10	13	PASS		
	RB25#0		5.38	13	PASS		



Test Band(For LTE)	Test Mode	Test Bandwidth (MHz)	Test Channel	Test RB	Measured[dB]	Limit [dB]	Verdict	
				RB25#13	5.13	13	PASS	
				RB25#25	5.28	13	PASS	
				RB50#0	5.66	13	PASS	
			HCH	RB1#0	4.09	13	PASS	
				RB1#25	4.58	13	PASS	
				RB1#49	3.58	13	PASS	
				RB25#0	5.33	13	PASS	
				RB25#13	5.51	13	PASS	
				RB25#25	5.40	13	PASS	
			LCH	RB50#0	5.84	13	PASS	
				RB1#0	4.91	13	PASS	
				RB1#3	5.06	13	PASS	
				RB1#5	4.92	13	PASS	
				RB3#0	5.30	13	PASS	
				RB3#2	5.56	13	PASS	
	MCH	RB3#3	5.38	13	PASS			
		RB6#0	6.30	13	PASS			
		RB1#0	4.49	13	PASS			
		RB1#3	4.61	13	PASS			
		RB1#5	4.36	13	PASS			
		RB3#0	5.23	13	PASS			
	HCH	RB3#2	5.51	13	PASS			
		RB3#3	5.23	13	PASS			
		RB6#0	6.29	13	PASS			
		RB1#0	4.60	13	PASS			
		RB1#3	5.00	13	PASS			
		RB1#5	4.46	13	PASS			
			3	LCH	RB3#0	5.08	13	PASS
					RB3#2	5.04	13	PASS
					RB3#3	5.21	13	PASS
					RB6#0	6.01	13	PASS
					RB1#0	4.62	13	PASS
					RB1#7	4.77	13	PASS
RB1#14				4.74	13	PASS		
MCH	RB8#0	6.02	13	PASS				
RB8#4	5.94	13	PASS					
RB8#7	6.05	13	PASS					
RB15#0	6.58	13	PASS					
RB1#0	4.49	13	PASS					



Test Band(For LTE)	Test Mode	Test Bandwidth (MHz)	Test Channel	Test RB	Measured[dB]	Limit [dB]	Verdict	
				RB1#7	5.24	13	PASS	
				RB1#14	4.90	13	PASS	
				RB8#0	6.05	13	PASS	
				RB8#4	5.91	13	PASS	
				RB8#7	6.04	13	PASS	
				RB15#0	6.33	13	PASS	
			HCH	RB1#0	5.52	13	PASS	
				RB1#7	5.67	13	PASS	
				RB1#14	4.47	13	PASS	
				RB8#0	6.13	13	PASS	
				RB8#4	5.97	13	PASS	
				RB8#7	5.87	13	PASS	
			5	LCH	RB1#0	4.81	13	PASS
					RB1#13	4.62	13	PASS
		RB1#24			4.58	13	PASS	
		RB12#0			5.88	13	PASS	
		RB12#6			5.97	13	PASS	
		RB12#13			5.91	13	PASS	
		MCH		RB25#0	6.41	13	PASS	
				RB1#0	5.00	13	PASS	
				RB1#13	4.75	13	PASS	
				RB1#24	4.77	13	PASS	
				RB12#0	6.12	13	PASS	
				RB12#6	5.84	13	PASS	
		HCH		RB12#13	6.04	13	PASS	
				RB25#0	6.56	13	PASS	
			RB1#0	5.12	13	PASS		
			RB1#13	4.80	13	PASS		
			RB1#24	4.36	13	PASS		
			RB12#0	6.09	13	PASS		
		10	LCH	RB12#6	6.36	13	PASS	
				RB12#13	6.09	13	PASS	
RB25#0	6.50			13	PASS			
RB1#0	4.78			13	PASS			
RB1#25	4.84			13	PASS			
				RB1#49	4.88	13	PASS	
				RB25#0	6.24	13	PASS	
				RB25#13	6.12	13	PASS	



Test Band(For LTE)	Test Mode	Test Bandwidth (MHz)	Test Channel	Test RB	Measured[dB]	Limit [dB]	Verdict
				RB25#25	6.36	13	PASS
				RB50#0	6.54	13	PASS
			MCH	RB1#0	5.07	13	PASS
				RB1#25	5.15	13	PASS
				RB1#49	4.84	13	PASS
				RB25#0	6.34	13	PASS
				RB25#13	6.18	13	PASS
				RB25#25	6.24	13	PASS
				RB50#0	6.48	13	PASS
				HCH	RB1#0	4.91	13
			RB1#25		5.51	13	PASS
			RB1#49		4.61	13	PASS
			RB25#0		6.23	13	PASS
			RB25#13		6.49	13	PASS
			RB25#25		6.40	13	PASS
						RB50#0	6.83

3Appendix_C: Modulation Characteristics

Part I - Test Plots

3.1 For LTE

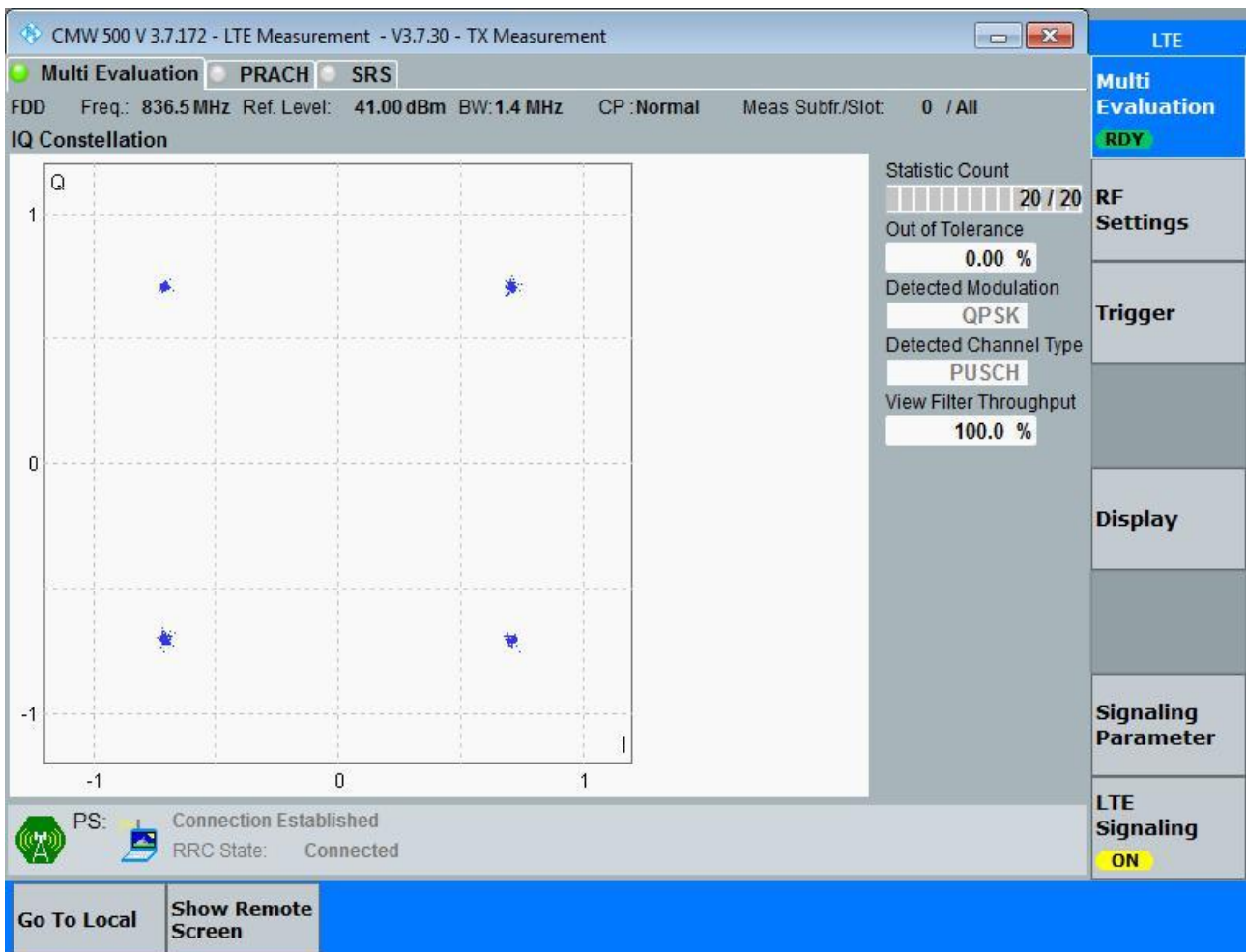
3.1.1 Test Band = Band5

3.1.1.1 Test Mode = LTE/TM1

3.1.1.1.1 Test Bandwidth = 1.4MHz

3.1.1.1.1.1 Test Channel = MCH

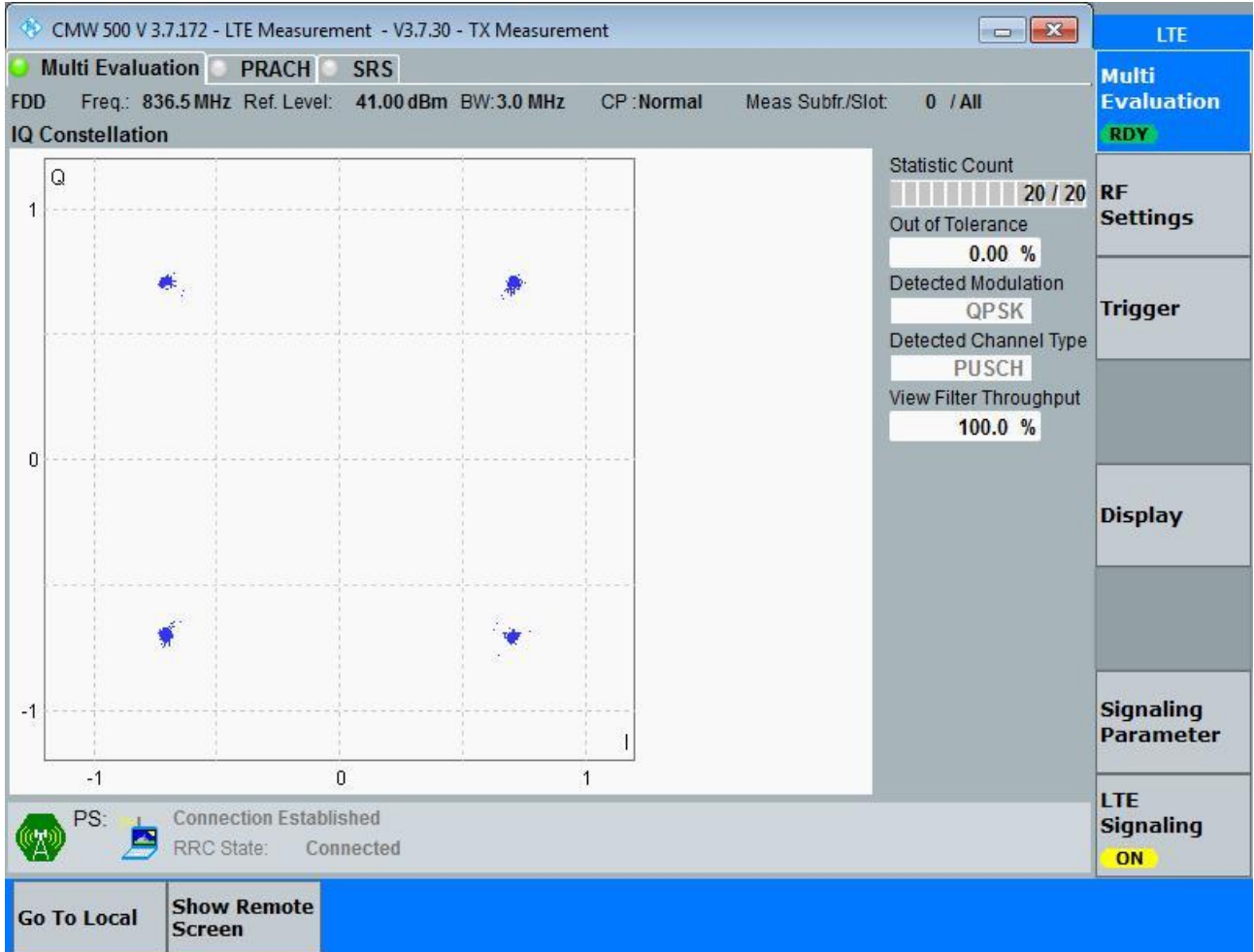
3.1.1.1.1.1.1 Test RB = RB6#0



3.1.1.1.2 Test Bandwidth = 3MHz

3.1.1.1.2.1 Test Channel = MCH

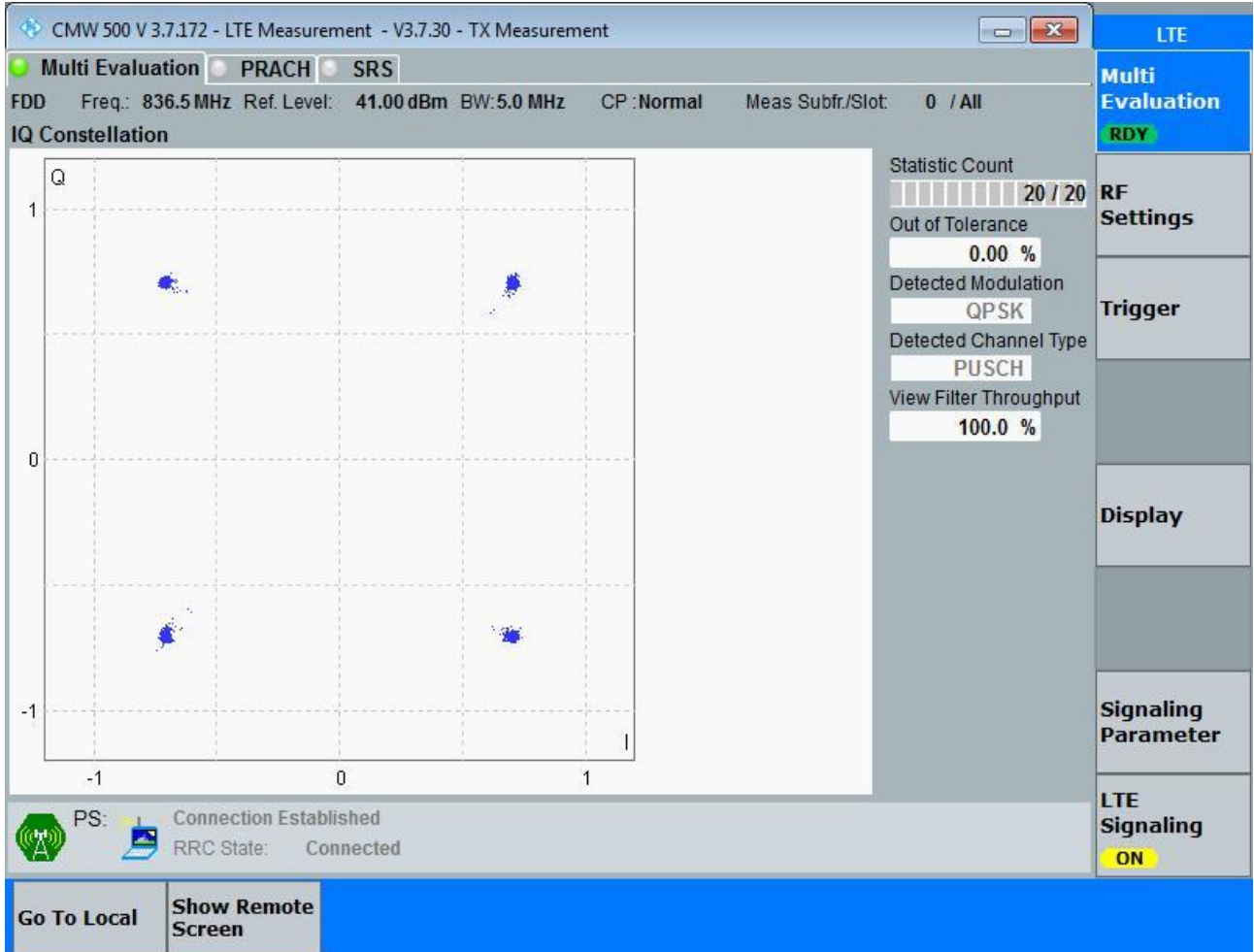
3.1.1.1.2.1.1 Test RB = RB15#0



3.1.1.1.3 Test Bandwidth = 5MHz

3.1.1.1.3.1 Test Channel = MCH

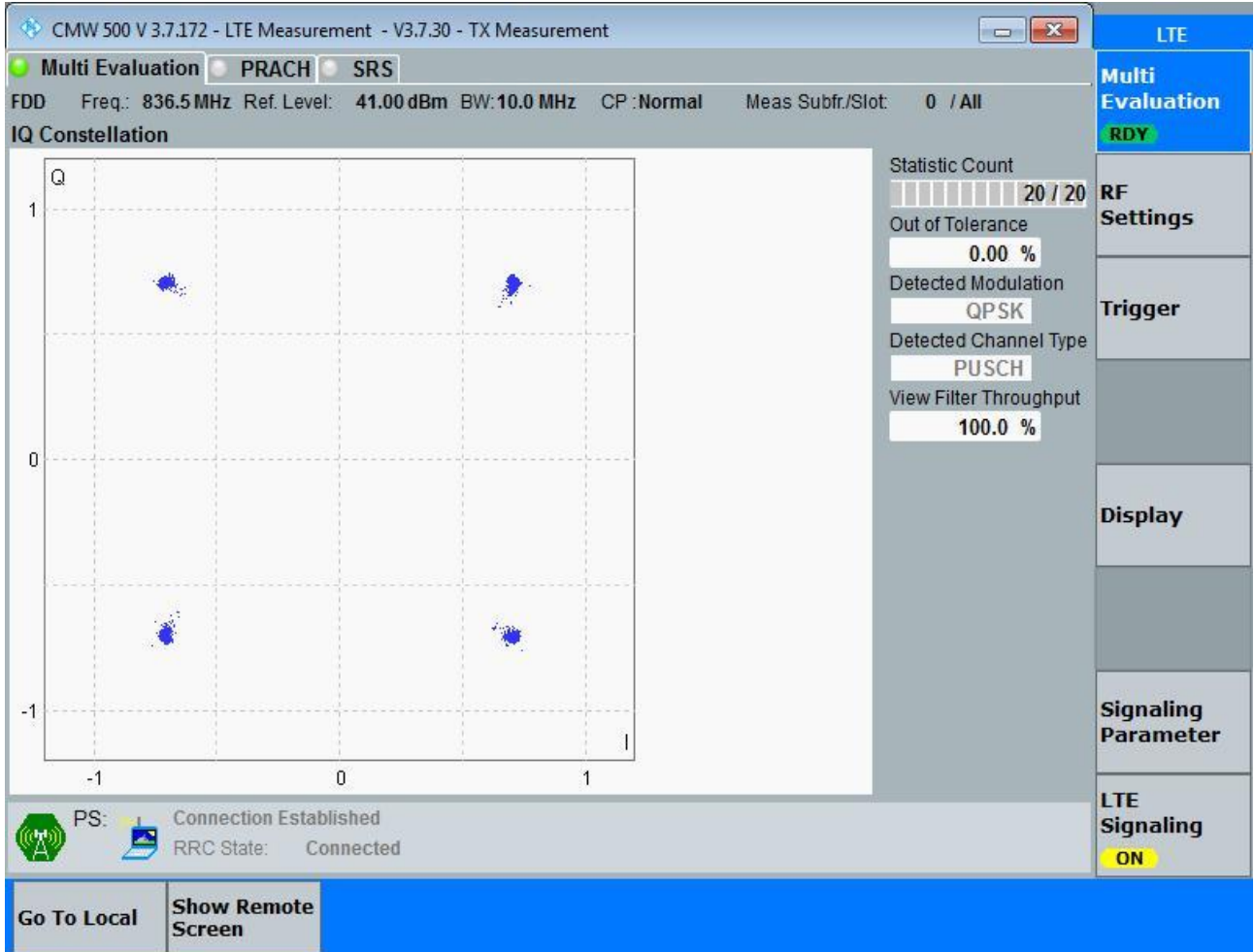
3.1.1.1.3.1.1 Test RB = RB25#0



3.1.1.1.4 Test Bandwidth = 10MHz

3.1.1.1.4.1 Test Channel = MCH

3.1.1.1.4.1.1 Test RB = RB50#0



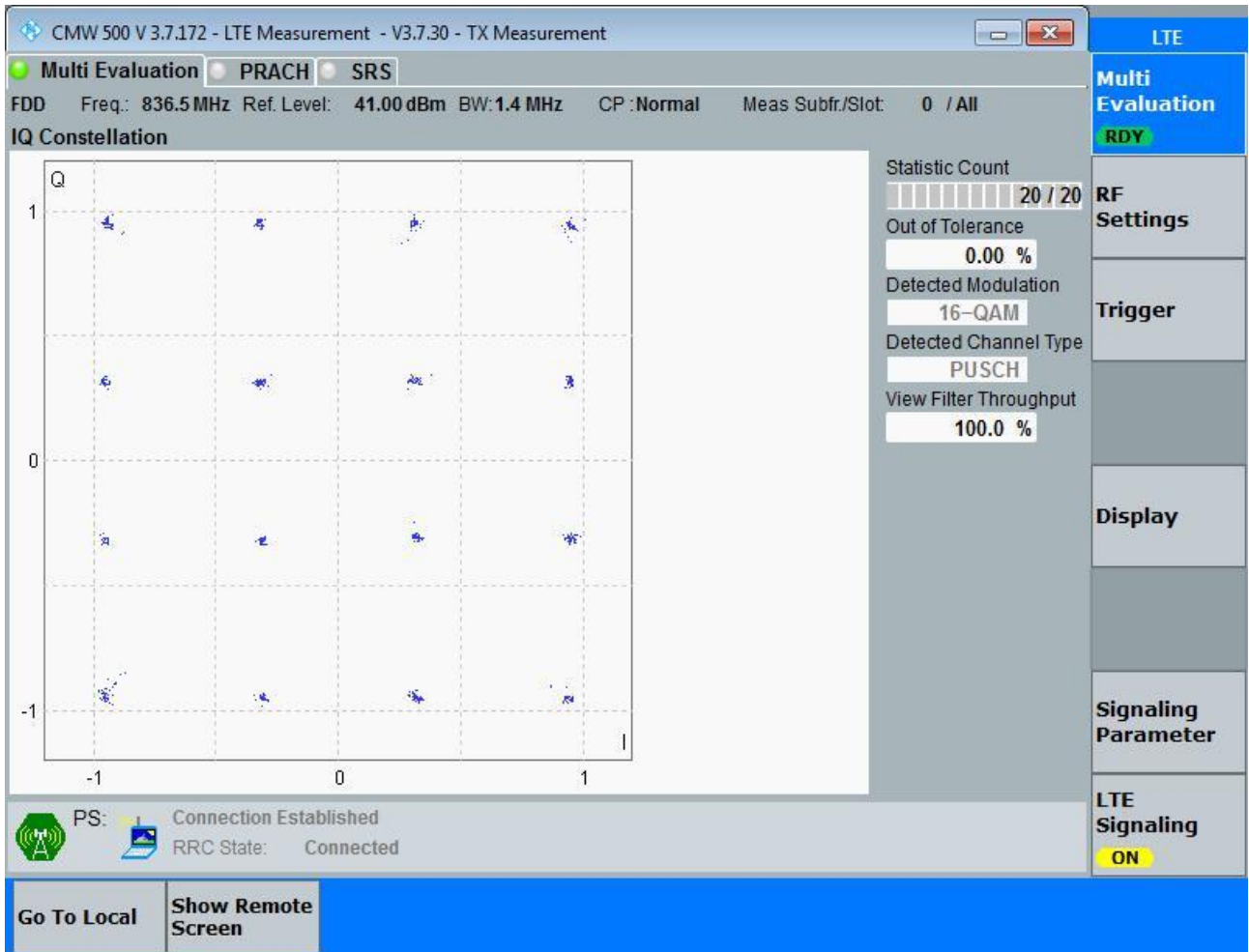


3.1.1.2 Test Mode = LTE/TM2

3.1.1.2.1 Test Bandwidth = 1.4MHz

3.1.1.2.1.1 Test Channel = MCH

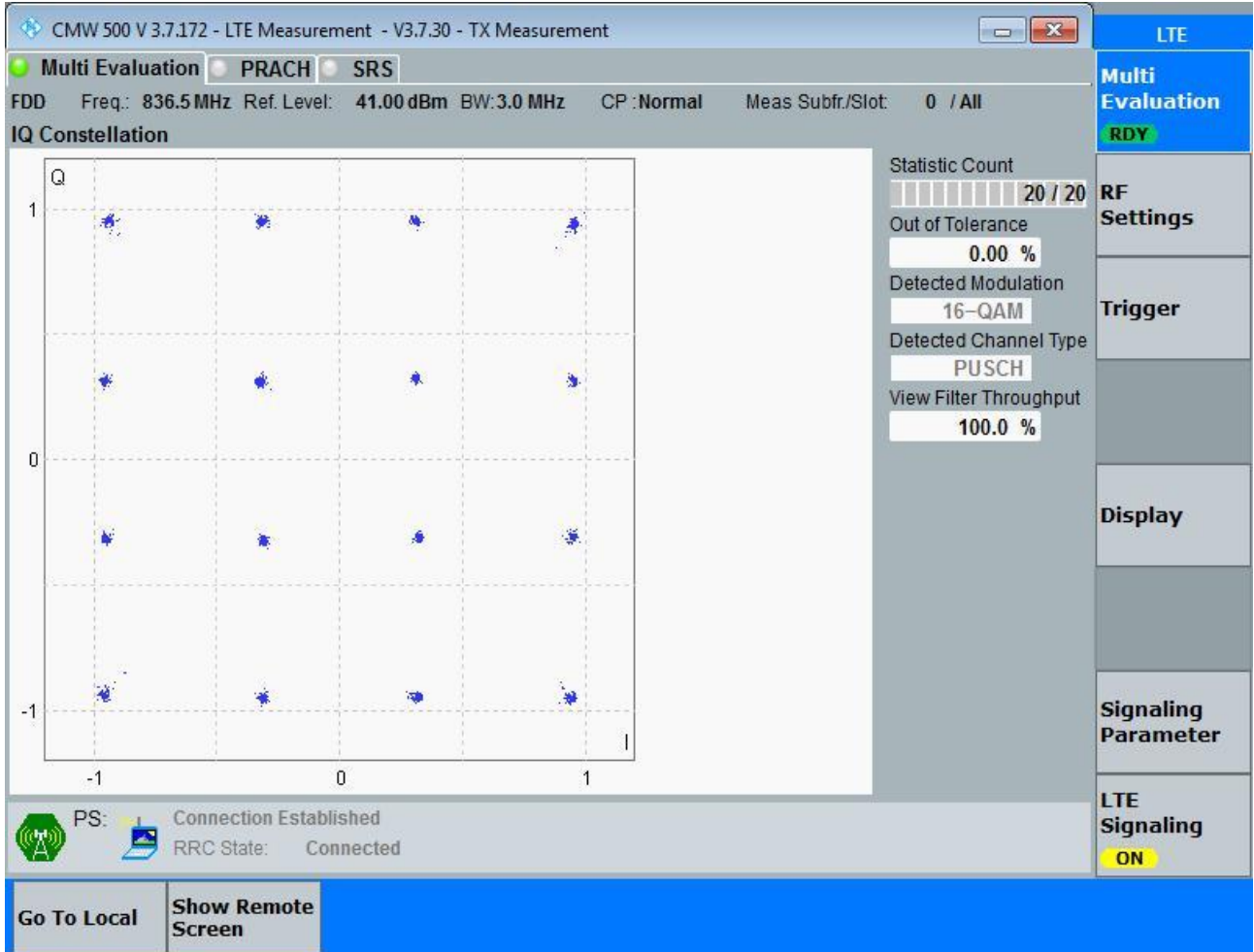
3.1.1.2.1.1.1 Test RB = RB6#0



3.1.1.2.2 Test Bandwidth = 3MHz

3.1.1.2.2.1 Test Channel = MCH

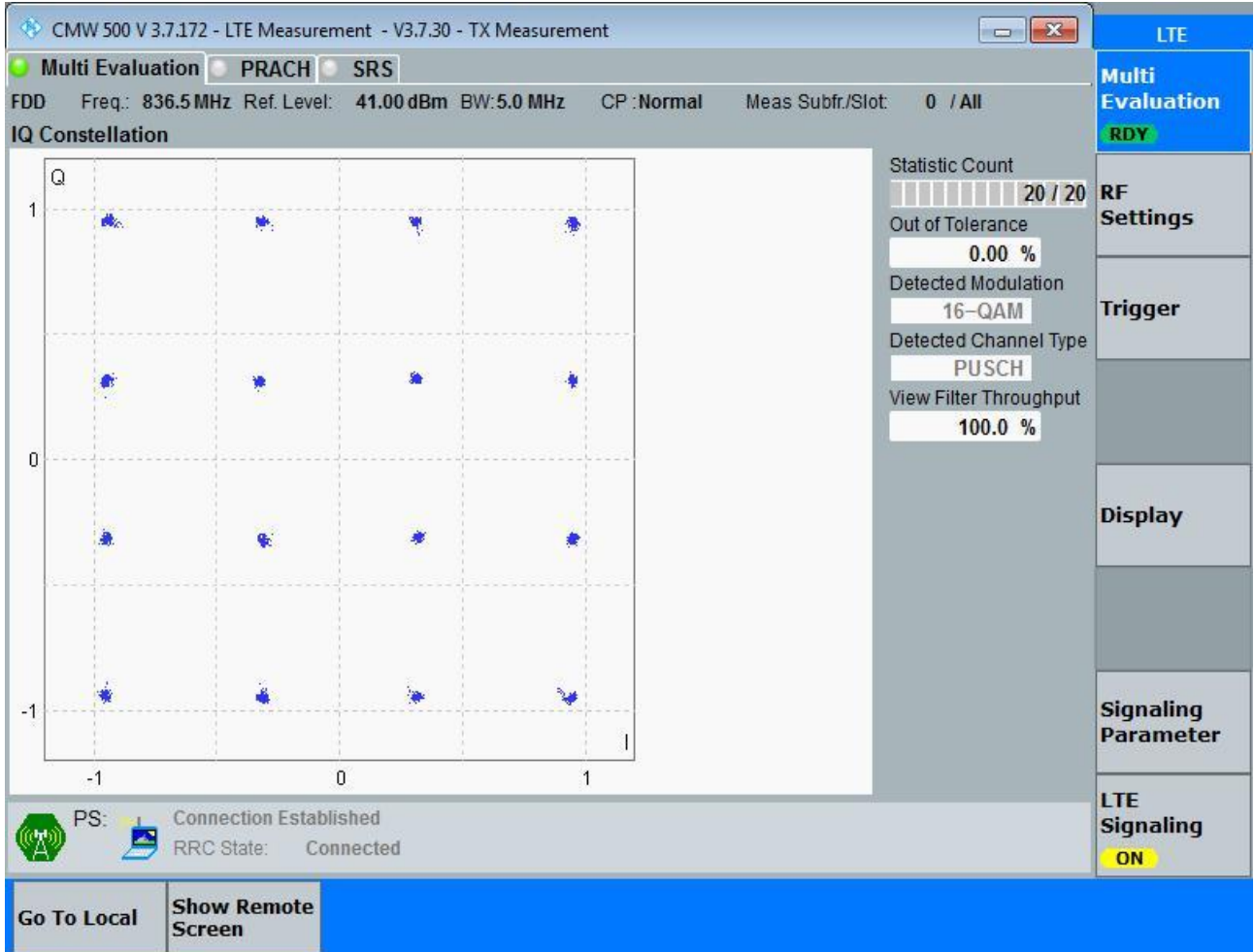
3.1.1.2.2.1.1 Test RB = RB15#0



3.1.1.2.3 Test Bandwidth = 5MHz

3.1.1.2.3.1 Test Channel = MCH

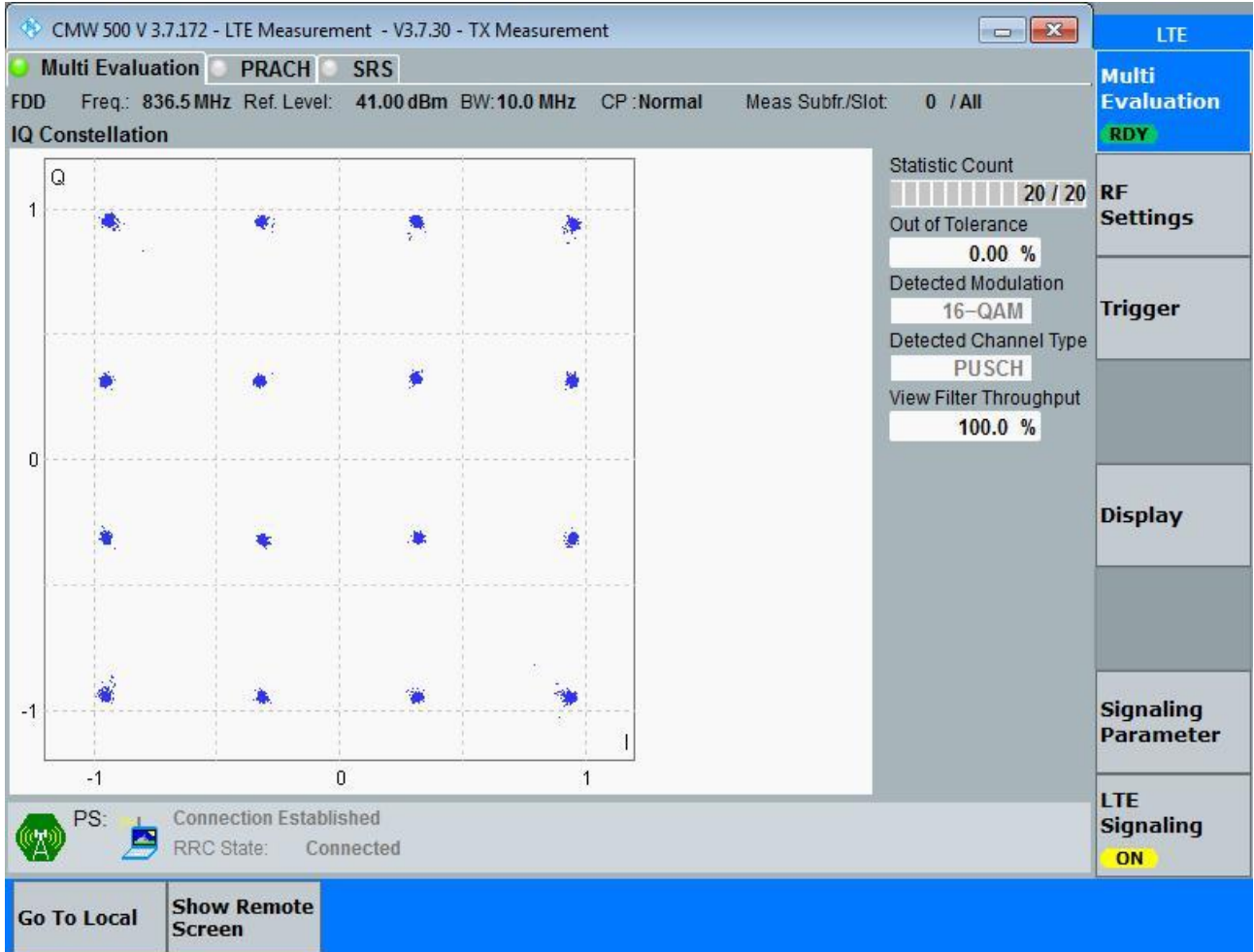
3.1.1.2.3.1.1 Test RB = RB25#0



3.1.1.2.4 Test Bandwidth = 10MHz

3.1.1.2.4.1 Test Channel = MCH

3.1.1.2.4.1.1 Test RB = RB50#0





4Appendix_D: Bandwidth

Part I - Test Results

Test Band	Test Mode	Test Bandwidth	Test Channel	Test RB	Occupied Bandwidth [MHz]	Emission Bandwidth [MHz]	Verdict
Band5	LTE/TM1	1.4	LCH	RB6#0	1.10	1.24	Pass
			MCH	RB6#0	1.10	1.24	Pass
			HCH	RB6#0	1.10	1.24	Pass
		3	LCH	RB15#0	2.71	2.98	Pass
			MCH	RB15#0	2.71	2.98	Pass
			HCH	RB15#0	2.71	2.99	Pass
		5	LCH	RB25#0	4.51	4.97	Pass
			MCH	RB25#0	4.52	4.97	Pass
			HCH	RB25#0	4.52	4.96	Pass
		10	LCH	RB50#0	9.01	9.92	Pass
			MCH	RB50#0	8.99	9.87	Pass
			HCH	RB50#0	9.00	9.86	Pass
	LTE/TM2	1.4	LCH	RB6#0	1.10	1.25	Pass
			MCH	RB6#0	1.09	1.24	Pass
			HCH	RB6#0	1.09	1.24	Pass
		3	LCH	RB15#0	2.72	2.99	Pass
			MCH	RB15#0	2.72	2.98	Pass
			HCH	RB15#0	2.71	2.99	Pass
		5	LCH	RB25#0	4.52	4.98	Pass
			MCH	RB25#0	4.52	4.98	Pass
			HCH	RB25#0	4.52	4.96	Pass
		10	LCH	RB50#0	9.01	9.87	Pass
			MCH	RB50#0	9.00	9.90	Pass
			HCH	RB50#0	9.00	9.91	Pass

Part II - Test Plots

4.1 For LTE

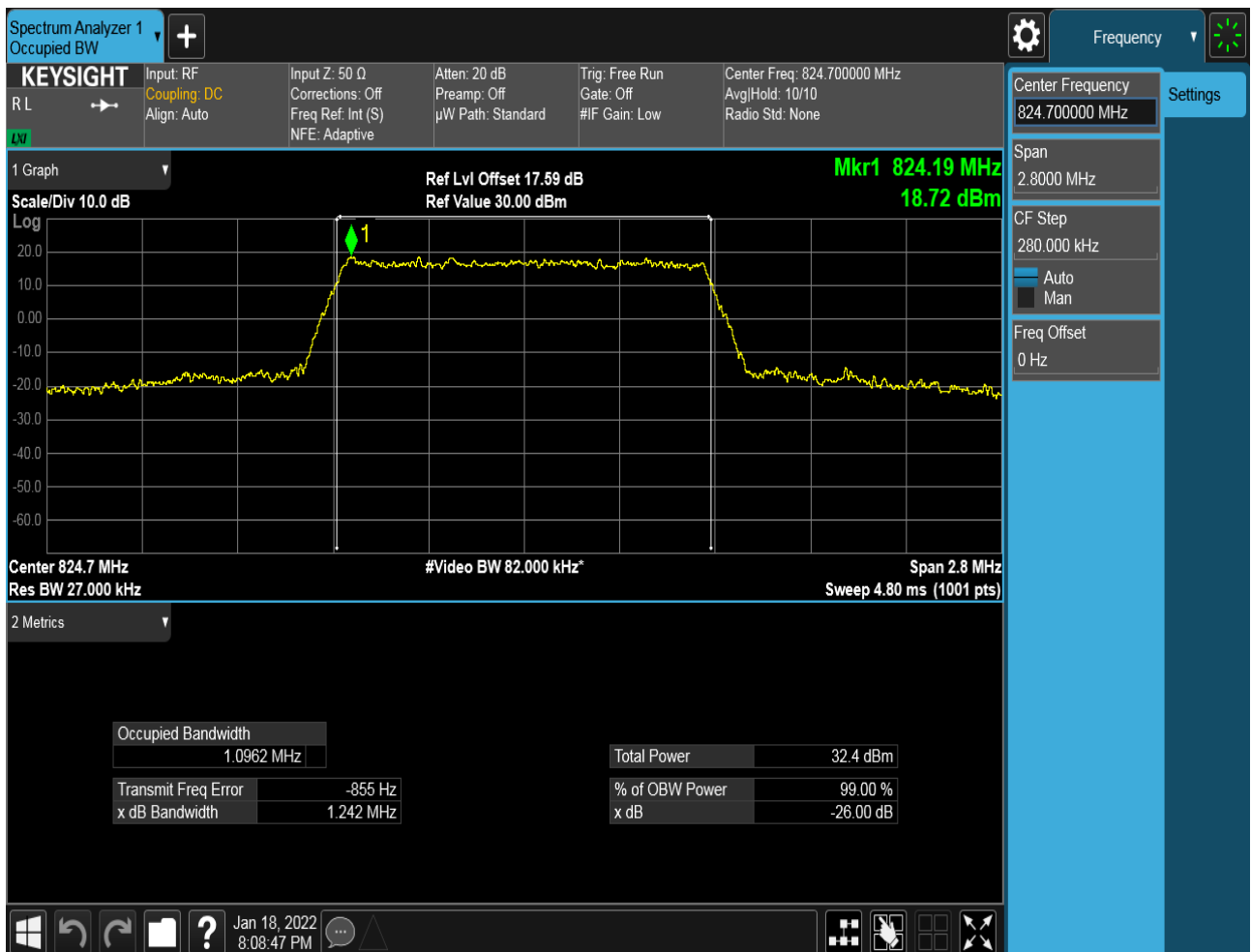
4.1.1 Test Band = Band5

4.1.1.1 Test Mode = LTE/TM1

4.1.1.1.1 Test Bandwidth = 1.4MHz

4.1.1.1.1.1 Test Channel = LCH

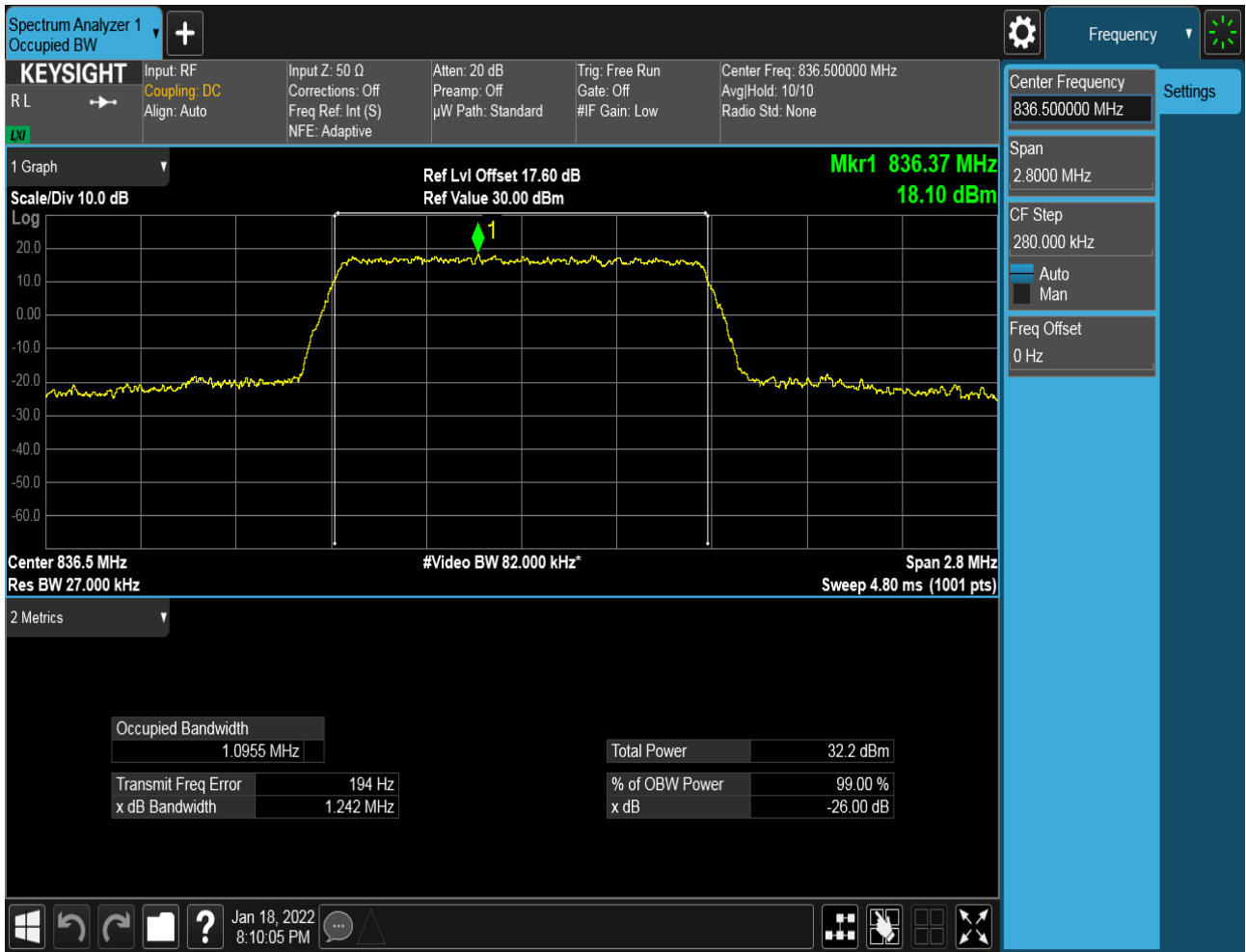
4.1.1.1.1.1.1 Test RB = RB6#0





4.1.1.1.1.2 Test Channel = MCH

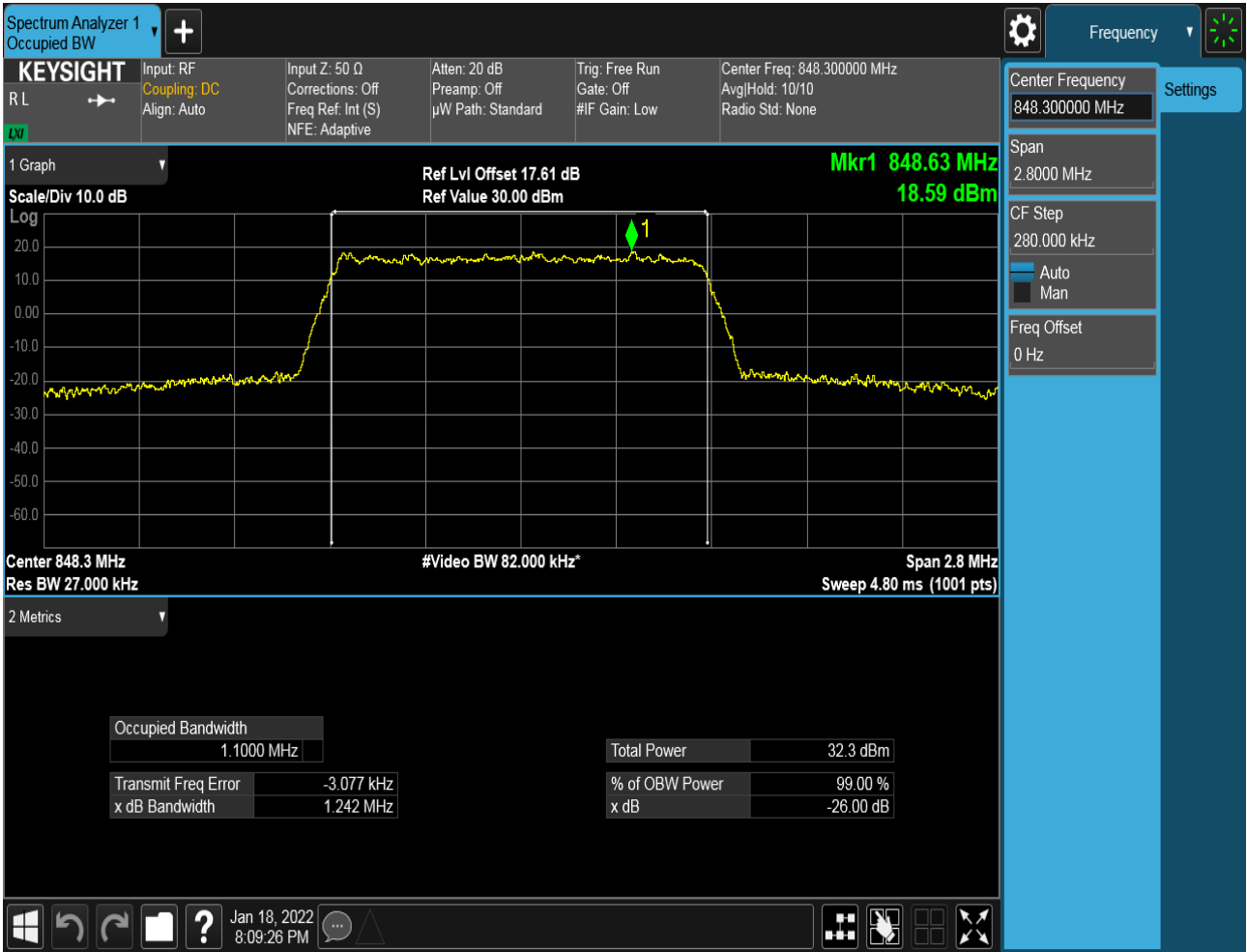
4.1.1.1.1.2.1 Test RB = RB6#0





4.1.1.1.1.3 Test Channel = HCH

4.1.1.1.1.3.1 Test RB = RB6#0

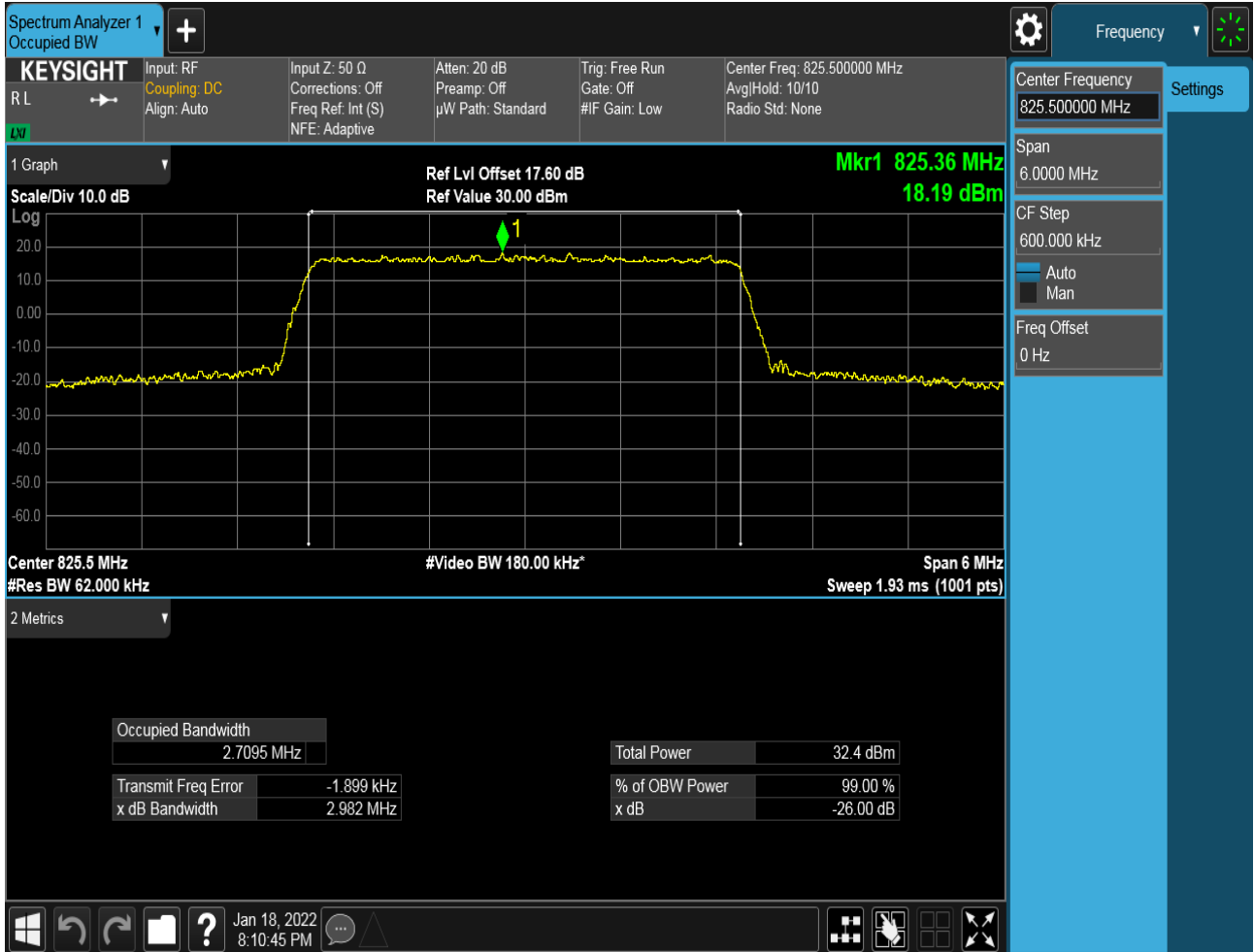




4.1.1.1.2 Test Bandwidth = 3MHz

4.1.1.1.2.1 Test Channel = LCH

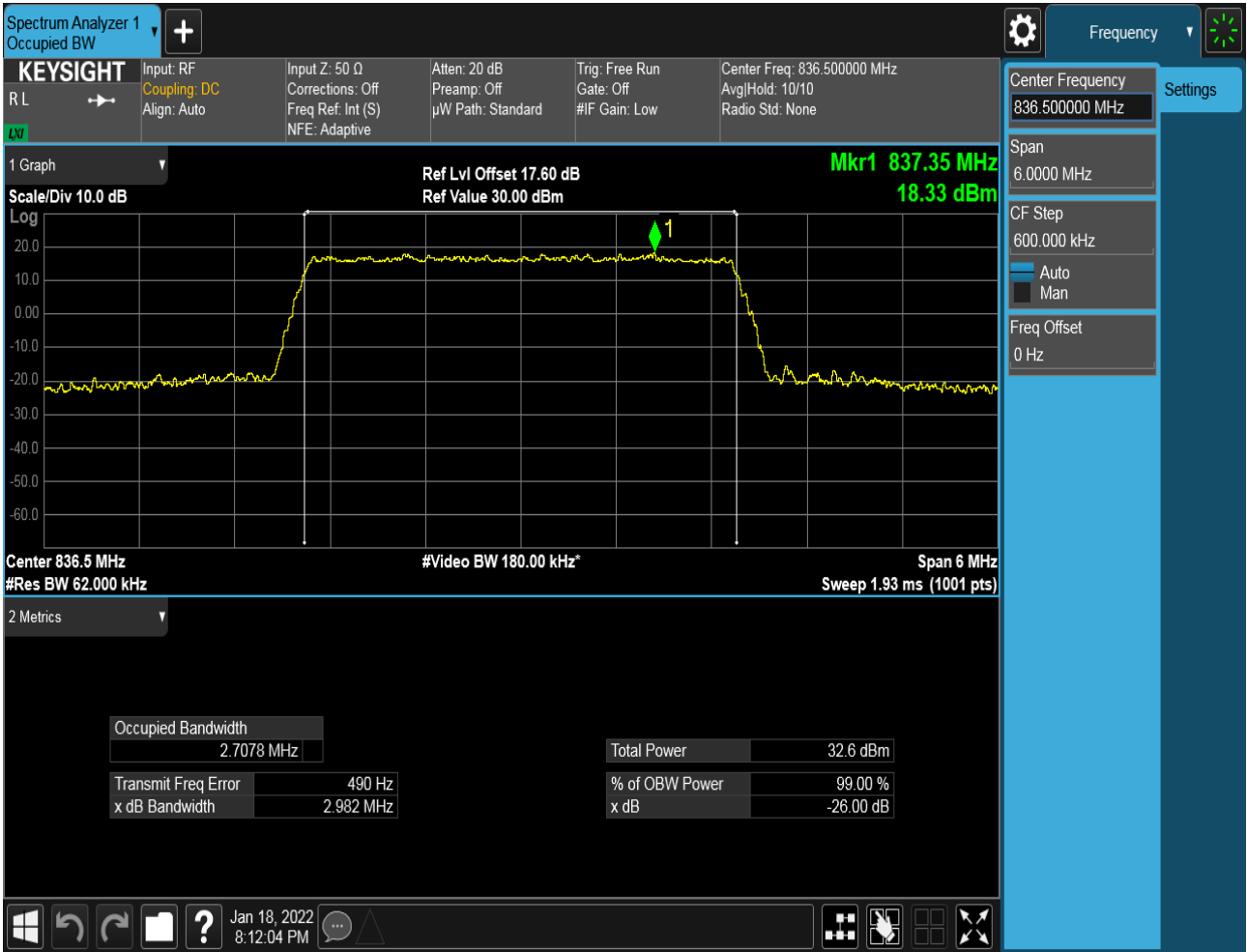
4.1.1.1.2.1.1 Test RB = RB15#0





4.1.1.1.2.2 Test Channel = MCH

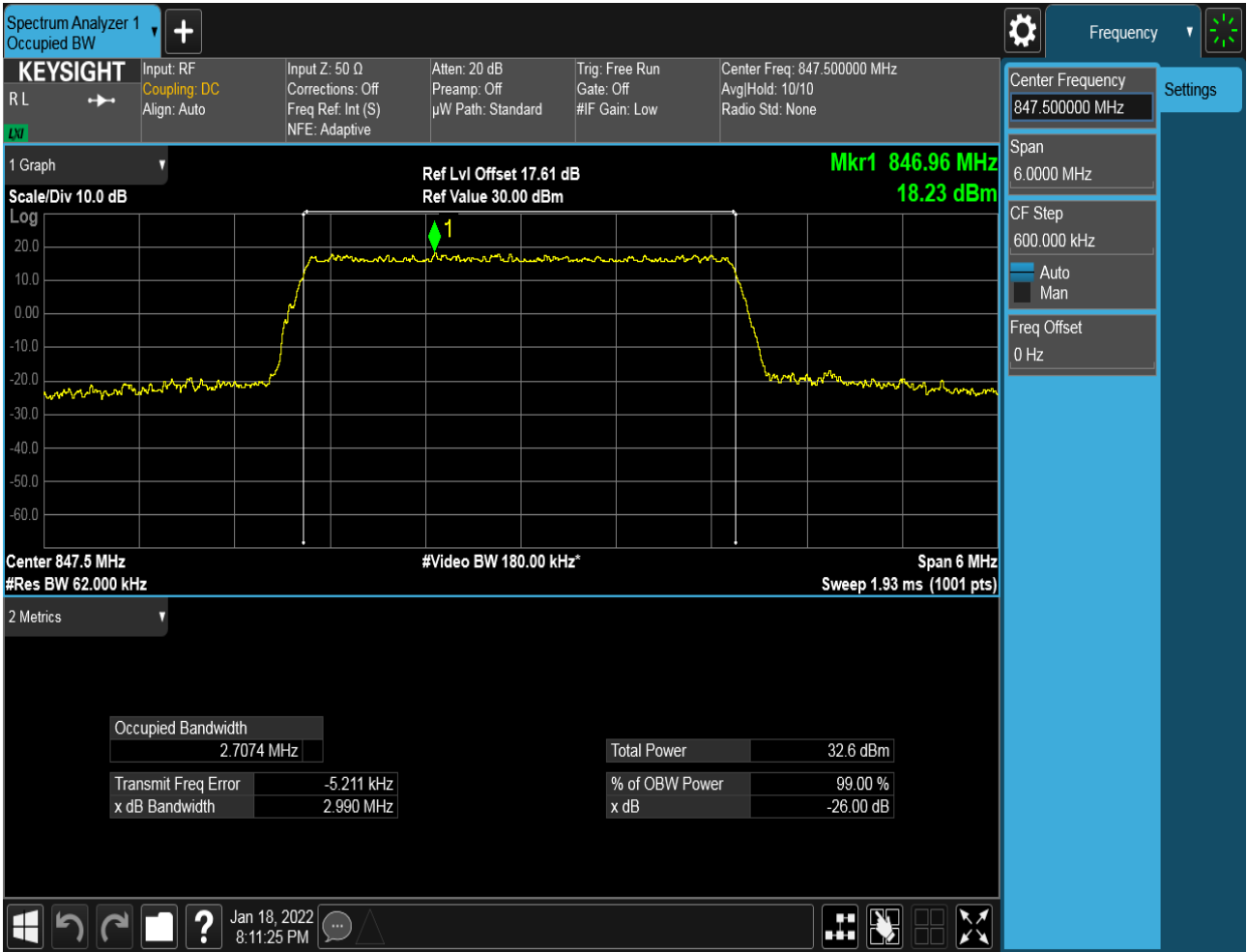
4.1.1.1.2.2.1 Test RB = RB15#0





4.1.1.1.2.3 Test Channel = HCH

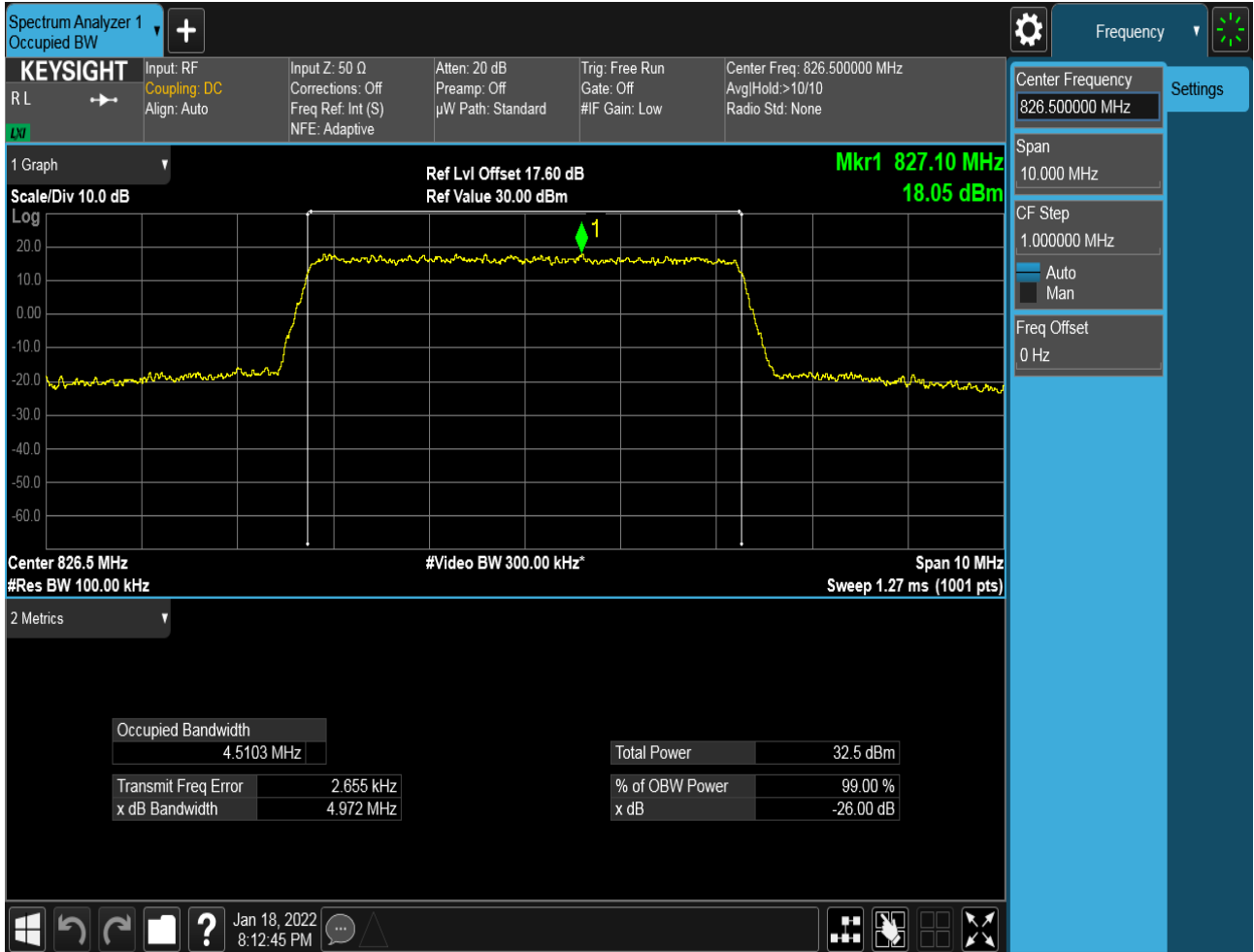
4.1.1.1.2.3.1 Test RB = RB15#0



4.1.1.1.3 Test Bandwidth = 5MHz

4.1.1.1.3.1 Test Channel = LCH

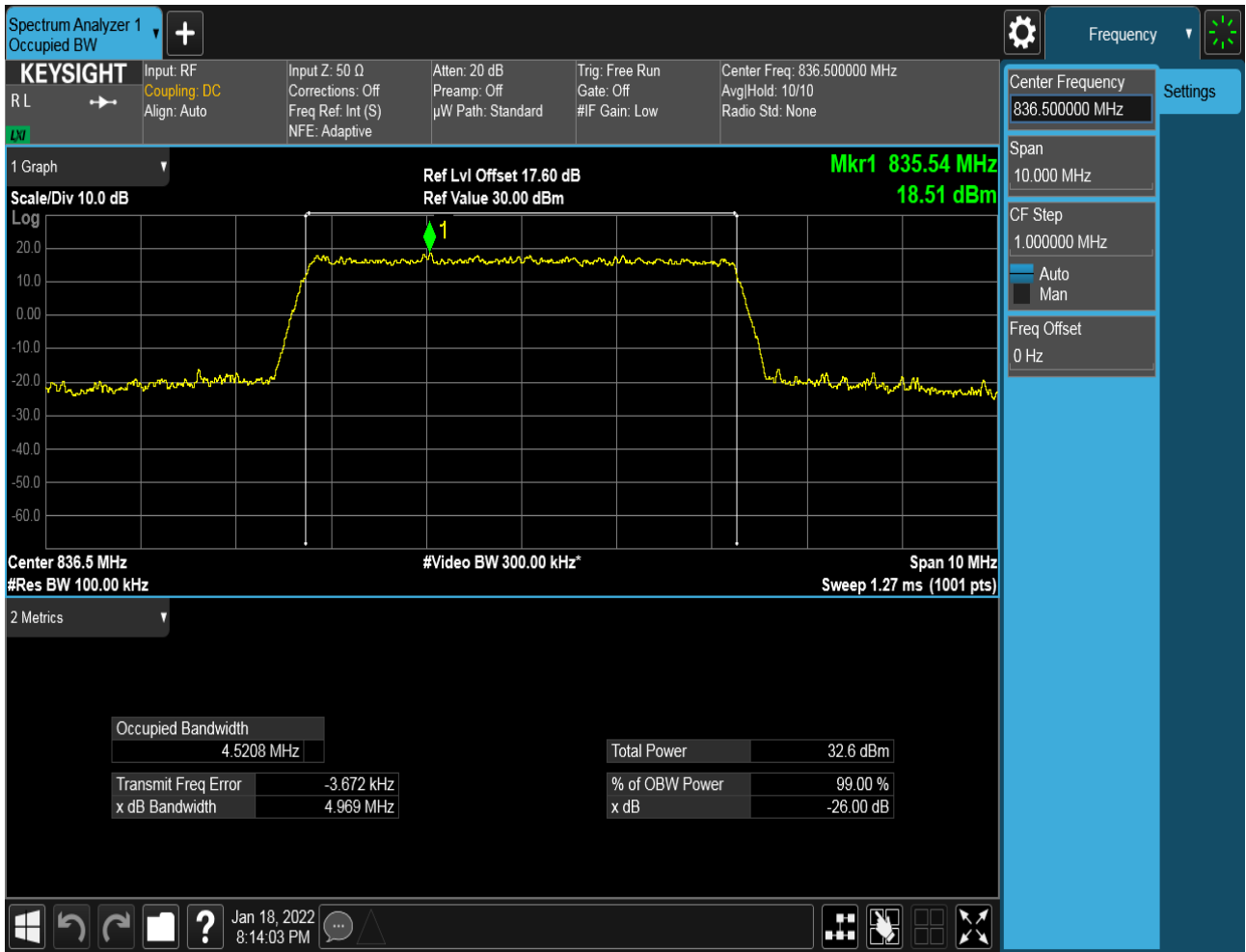
4.1.1.1.3.1.1 Test RB = RB25#0





4.1.1.1.3.2 Test Channel = MCH

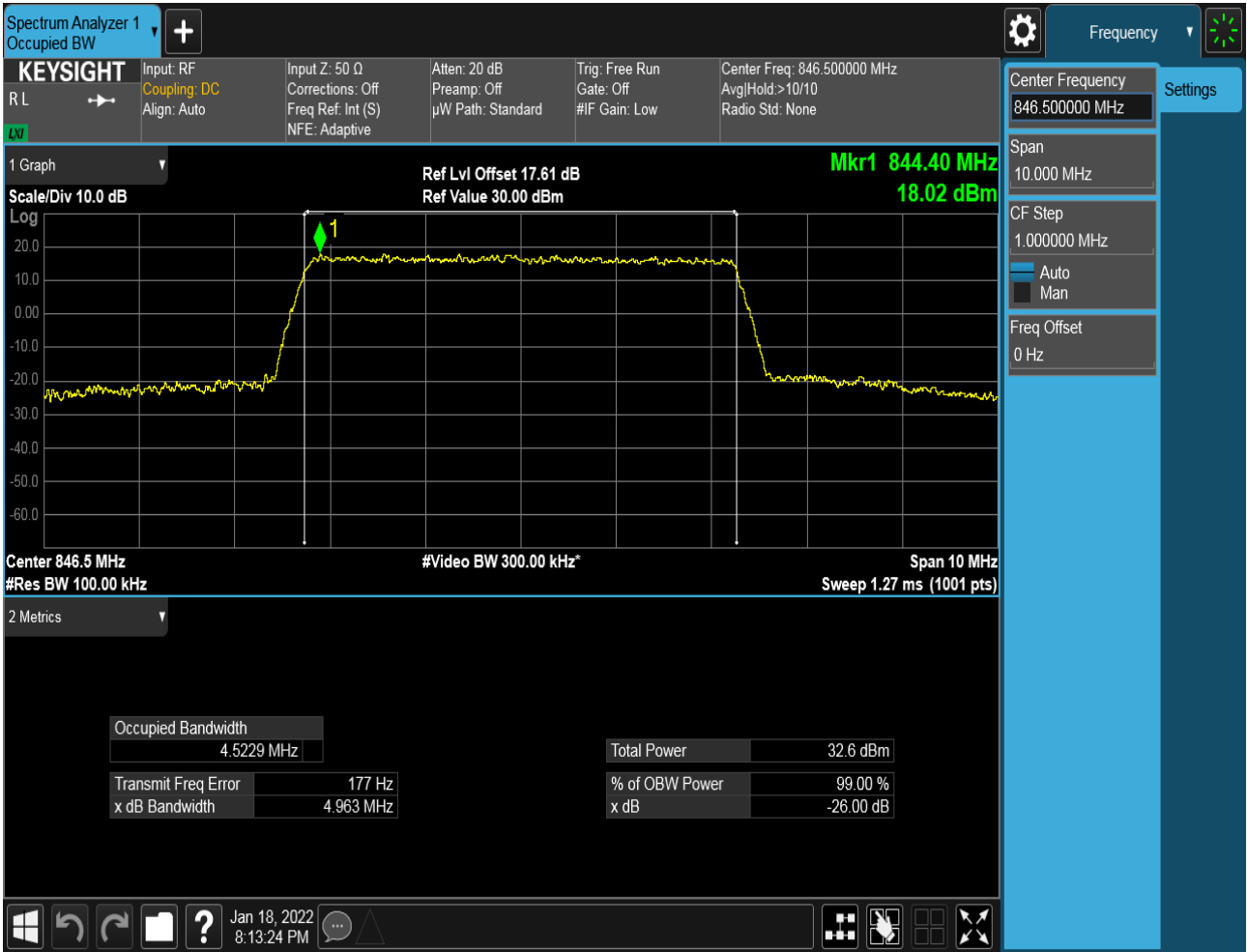
4.1.1.1.3.2.1 Test RB = RB25#0





4.1.1.1.3.3 Test Channel = HCH

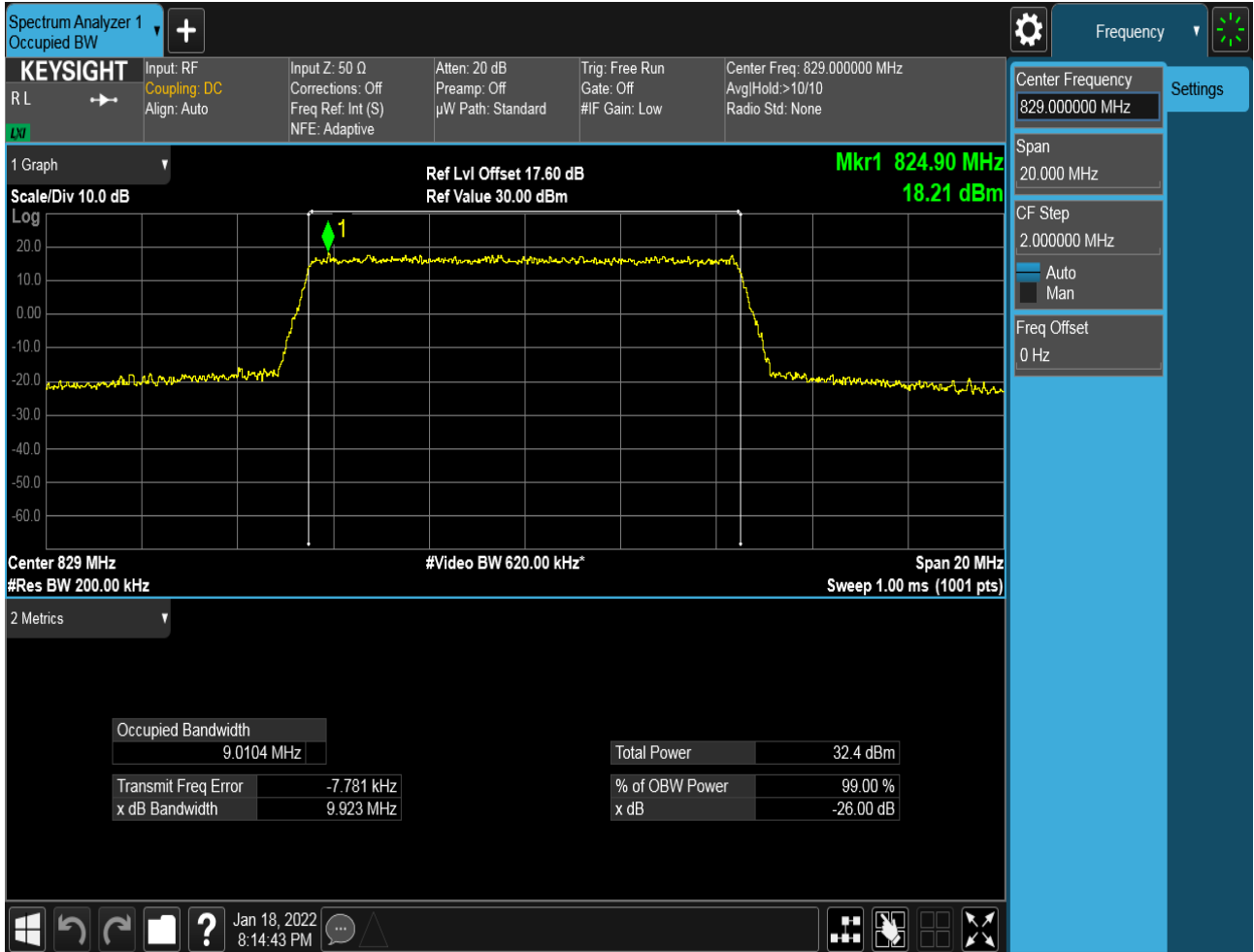
4.1.1.1.3.3.1 Test RB = RB25#0



4.1.1.1.4 Test Bandwidth = 10MHz

4.1.1.1.4.1 Test Channel = LCH

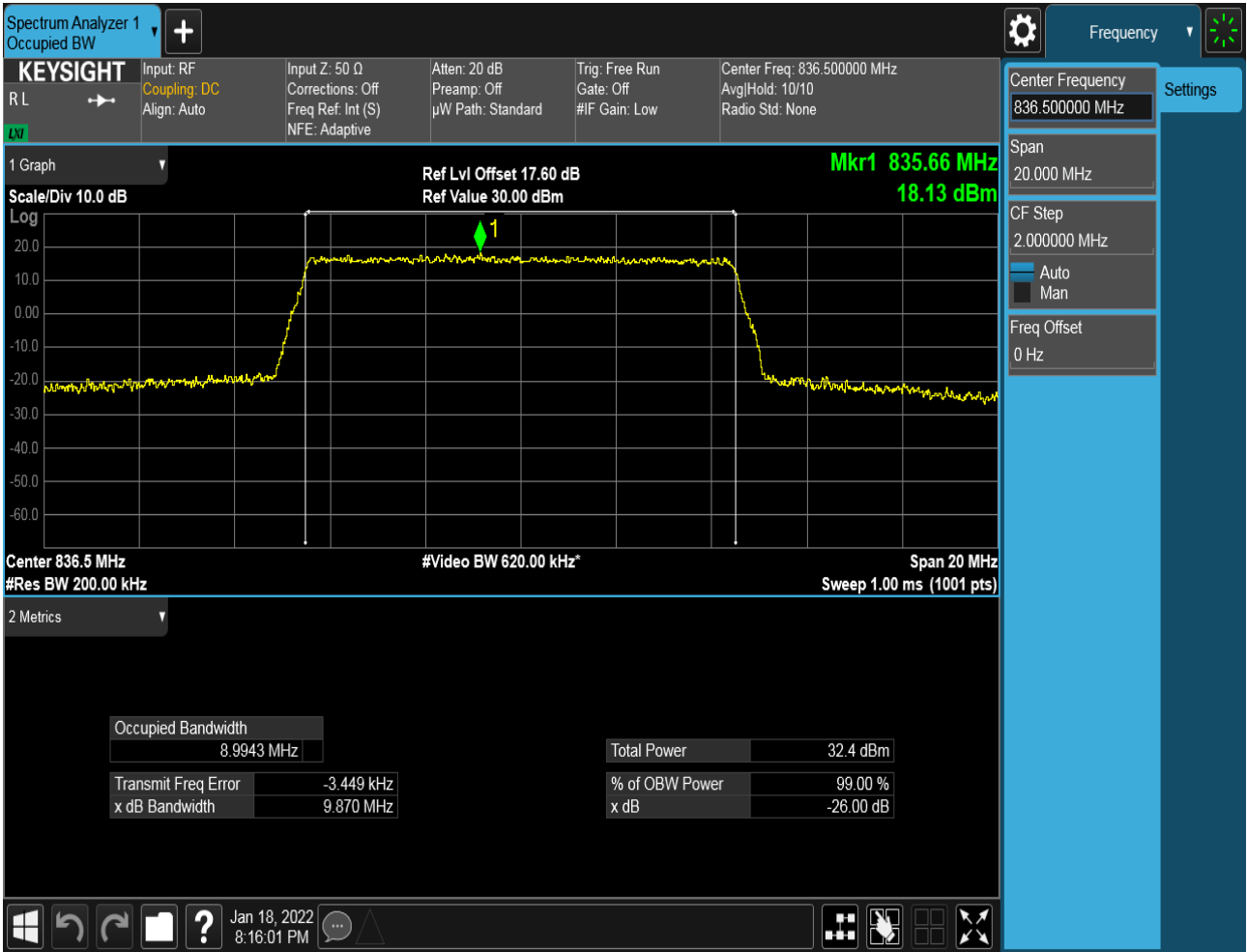
4.1.1.1.4.1.1 Test RB = RB50#0





4.1.1.1.4.2 Test Channel = MCH

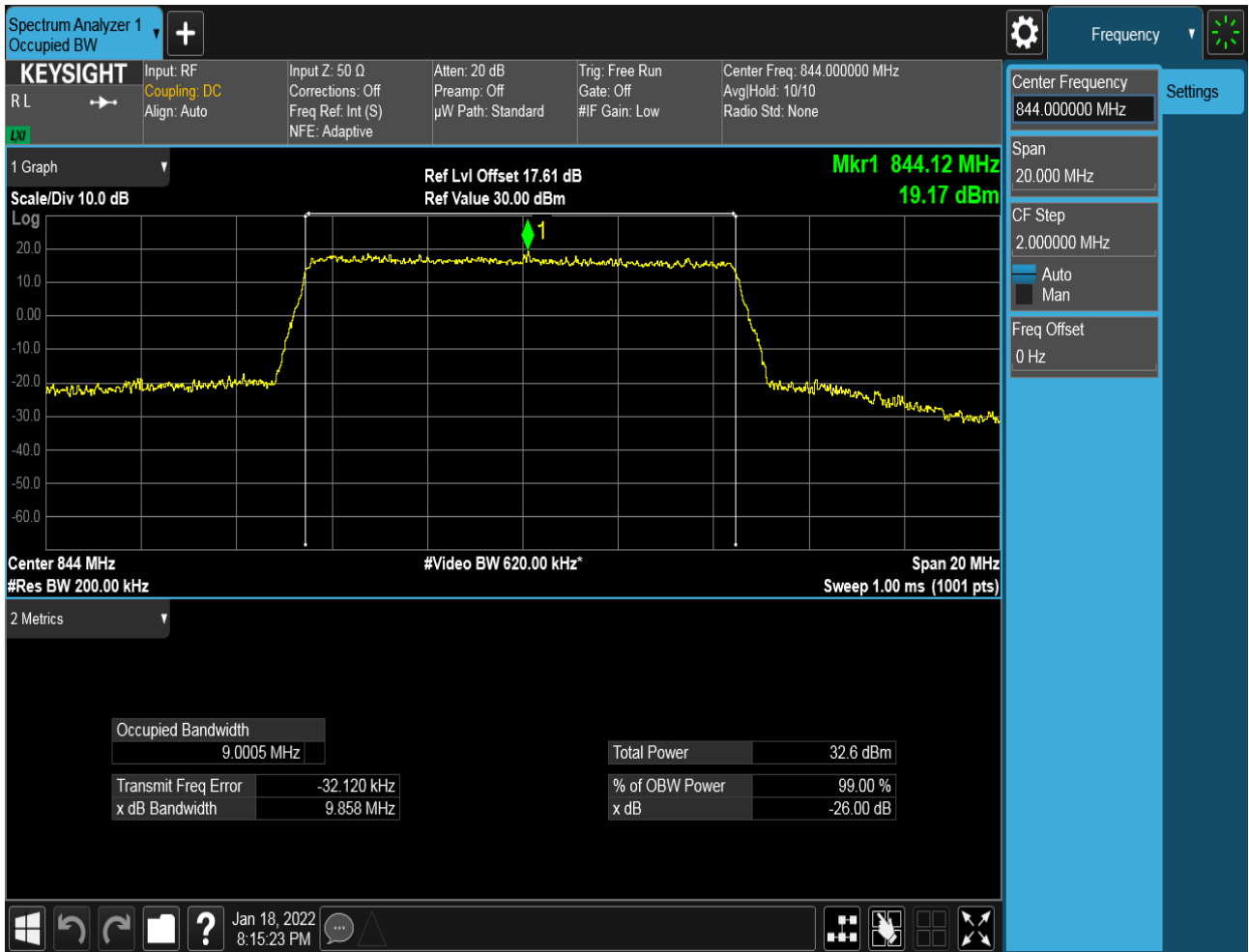
4.1.1.1.4.2.1 Test RB = RB50#0





4.1.1.1.4.3 Test Channel = HCH

4.1.1.1.4.3.1 Test RB = RB50#0

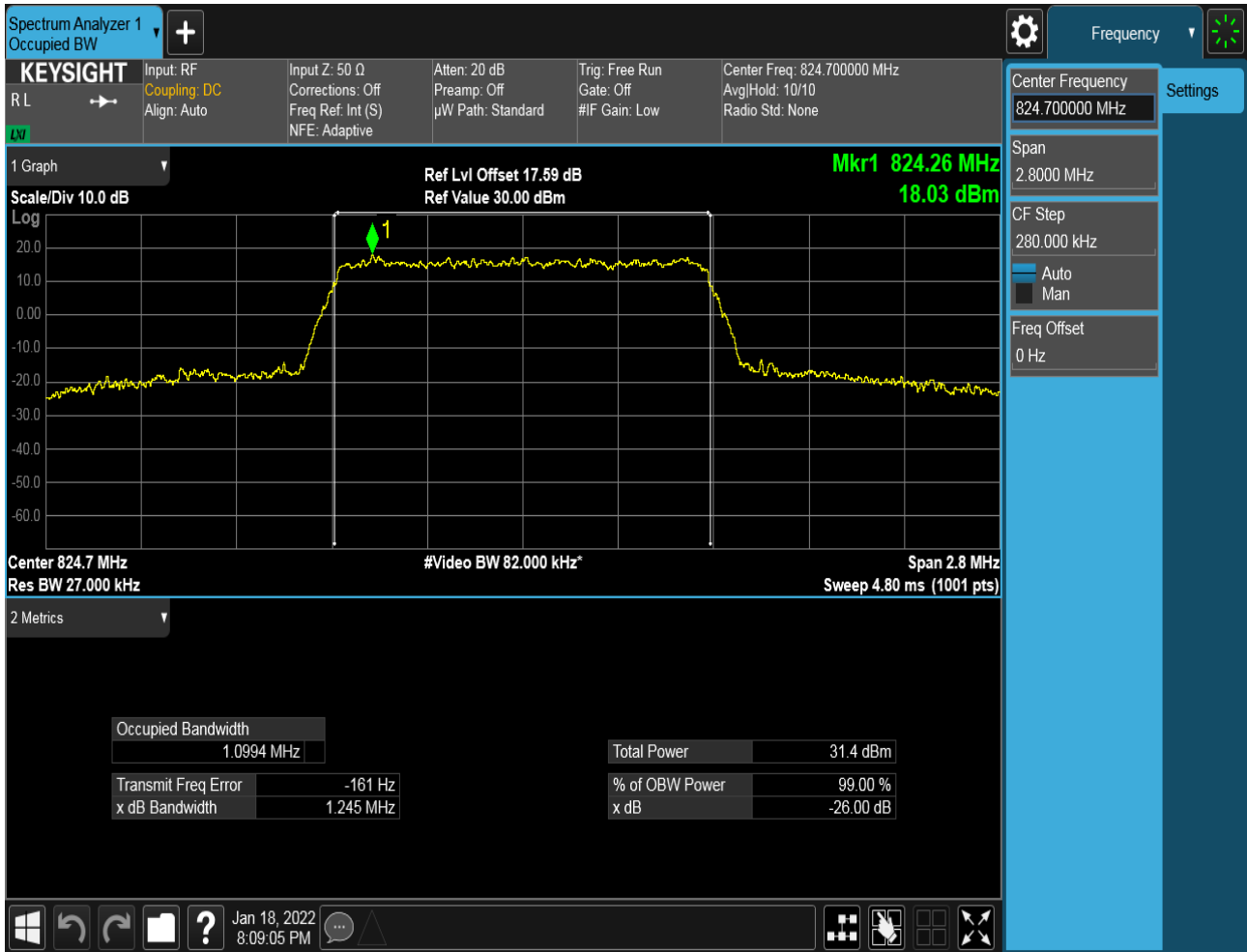


4.1.1.2 Test Mode = LTE/TM2

4.1.1.2.1 Test Bandwidth = 1.4MHz

4.1.1.2.1.1 Test Channel = LCH

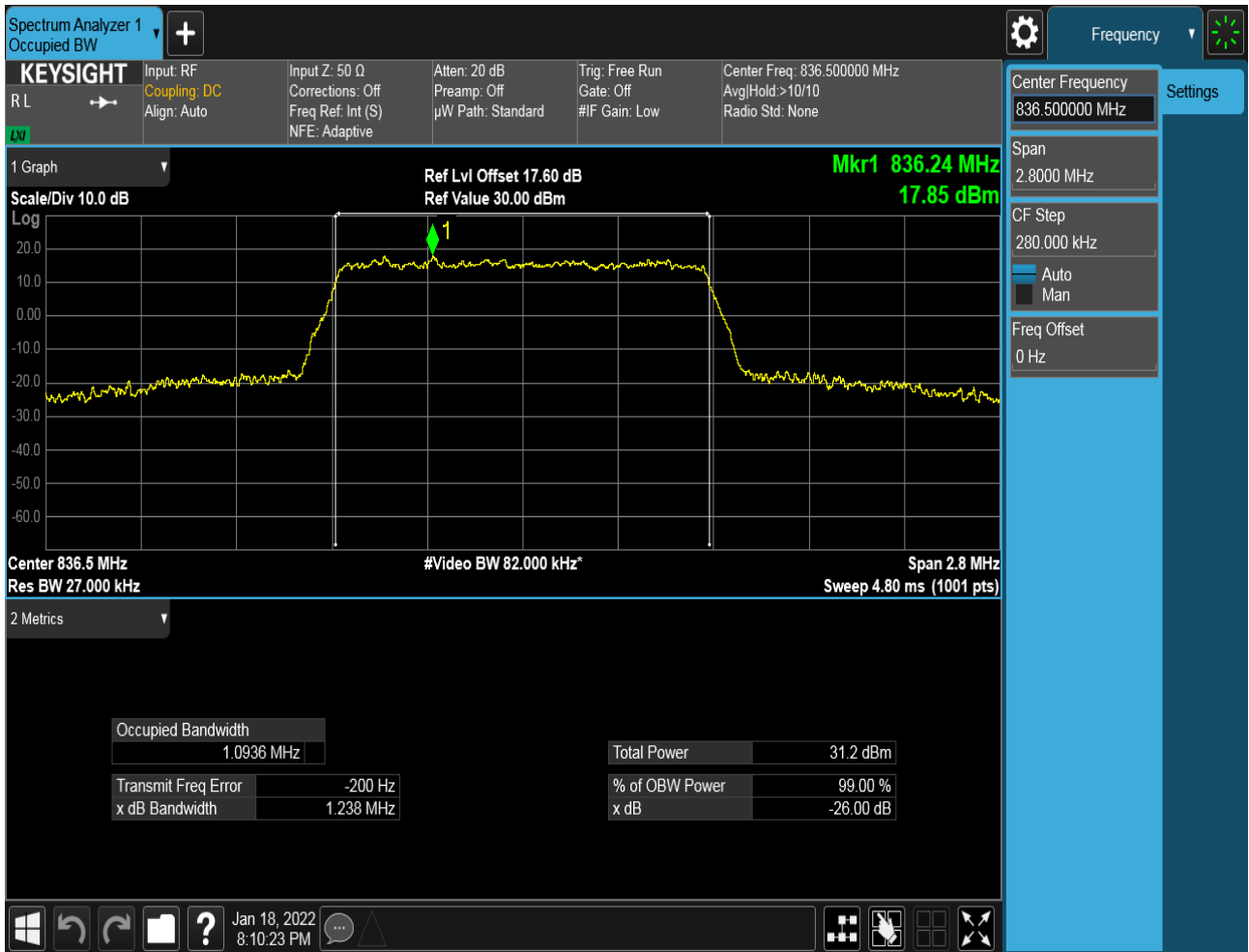
4.1.1.2.1.1.1 Test RB = RB6#0





4.1.1.2.1.2 Test Channel = MCH

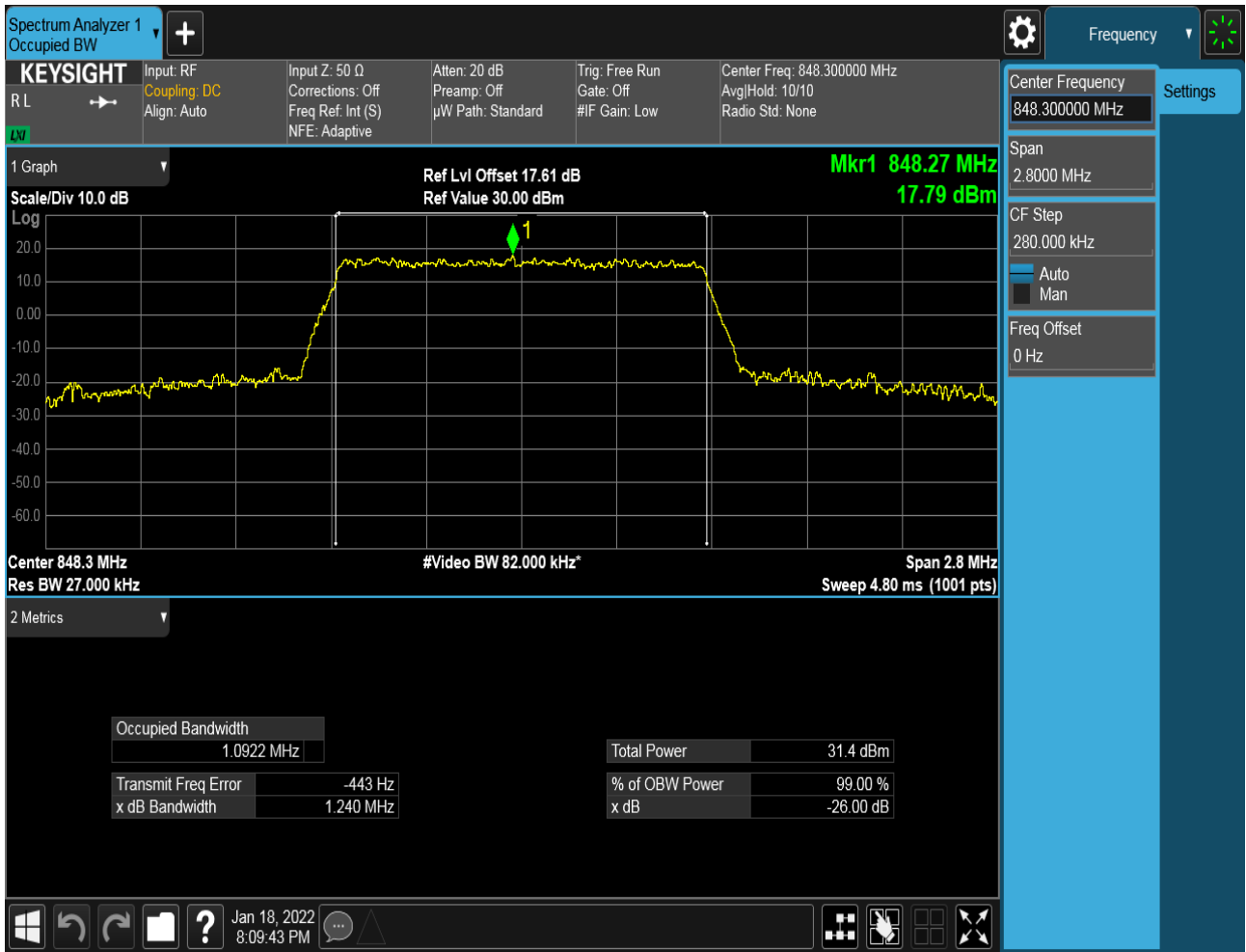
4.1.1.2.1.2.1 Test RB = RB6#0





4.1.1.2.1.3 Test Channel = HCH

4.1.1.2.1.3.1 Test RB = RB6#0

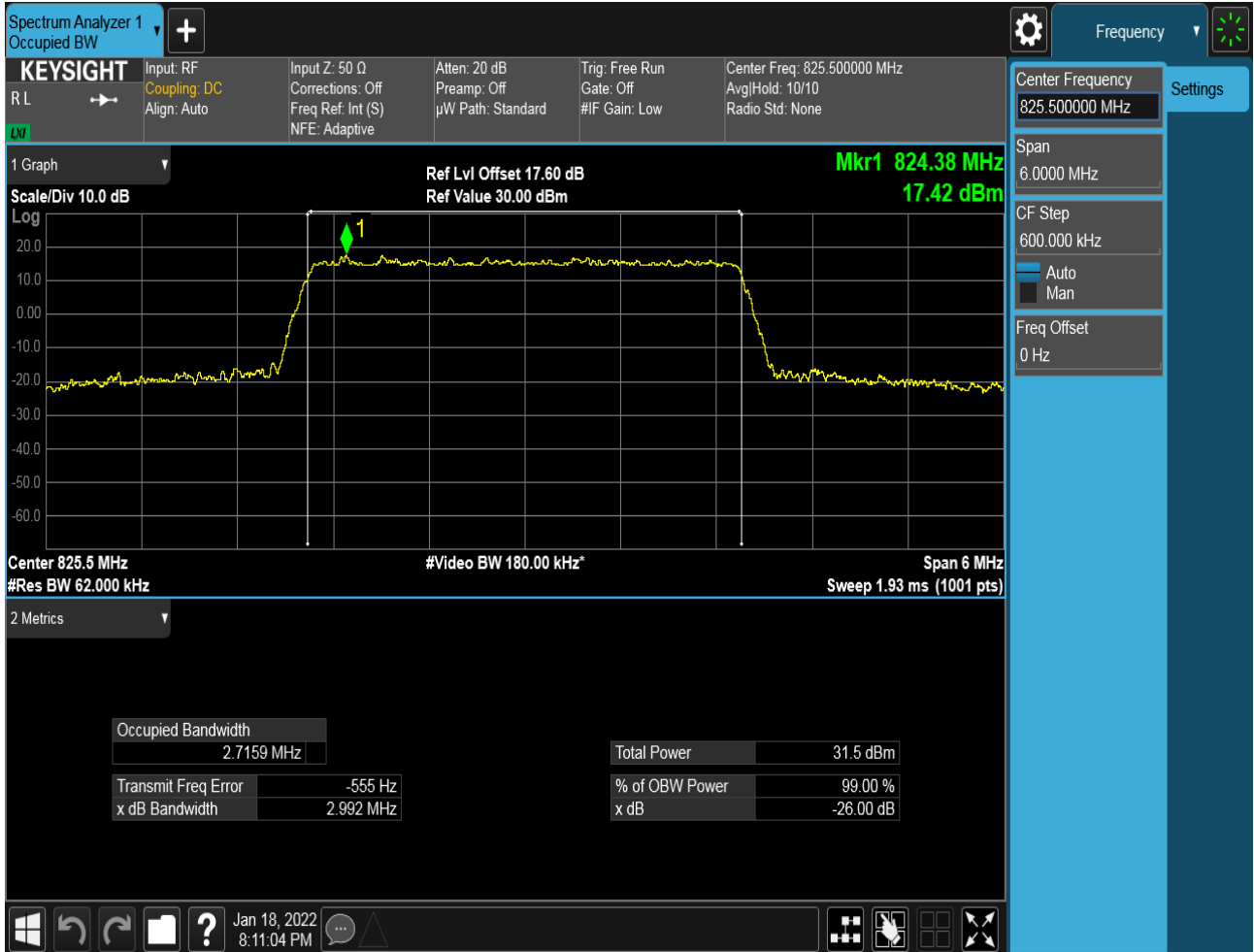




4.1.1.2.2 Test Bandwidth = 3MHz

4.1.1.2.2.1 Test Channel = LCH

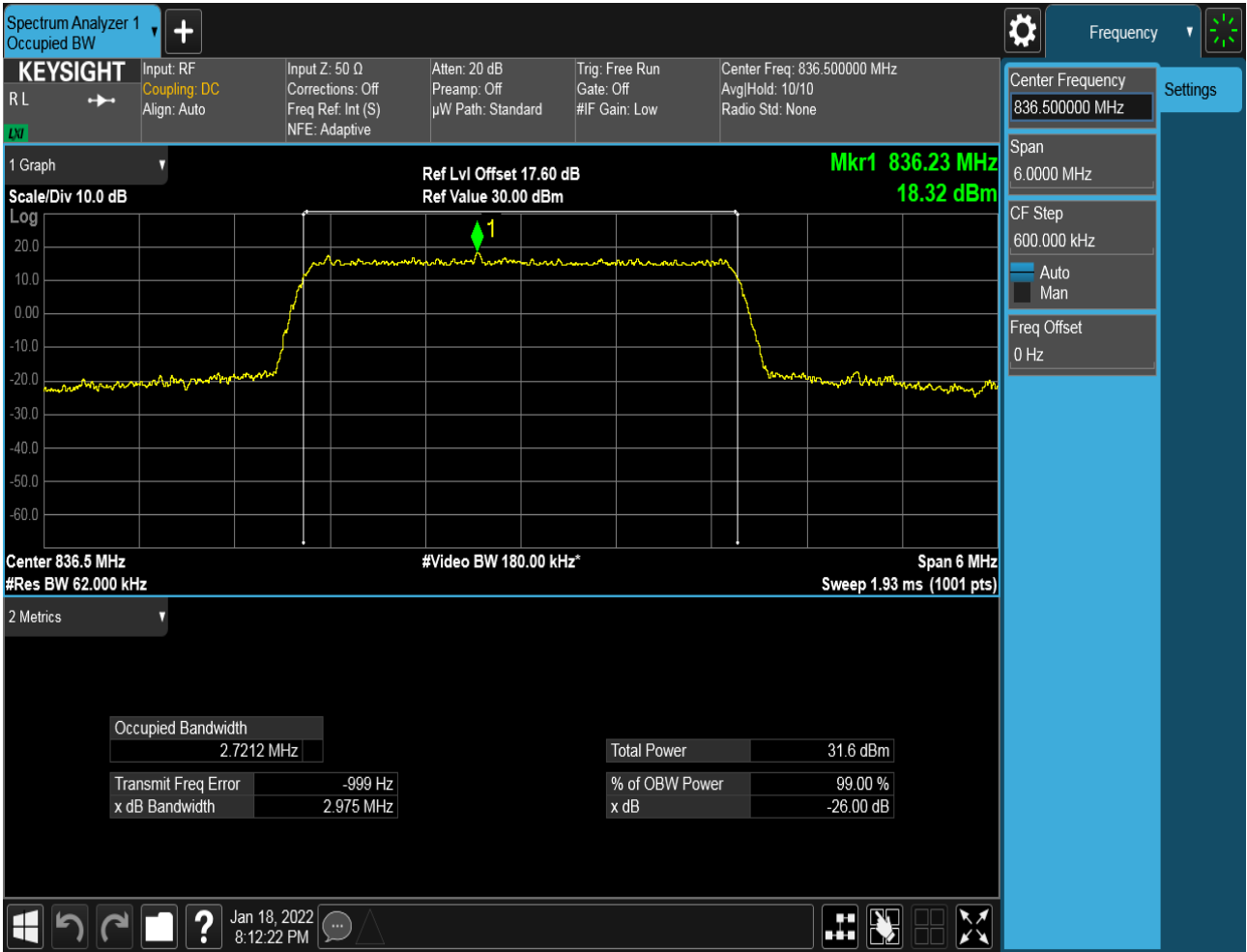
4.1.1.2.2.1.1 Test RB = RB15#0





4.1.1.2.2.2 Test Channel = MCH

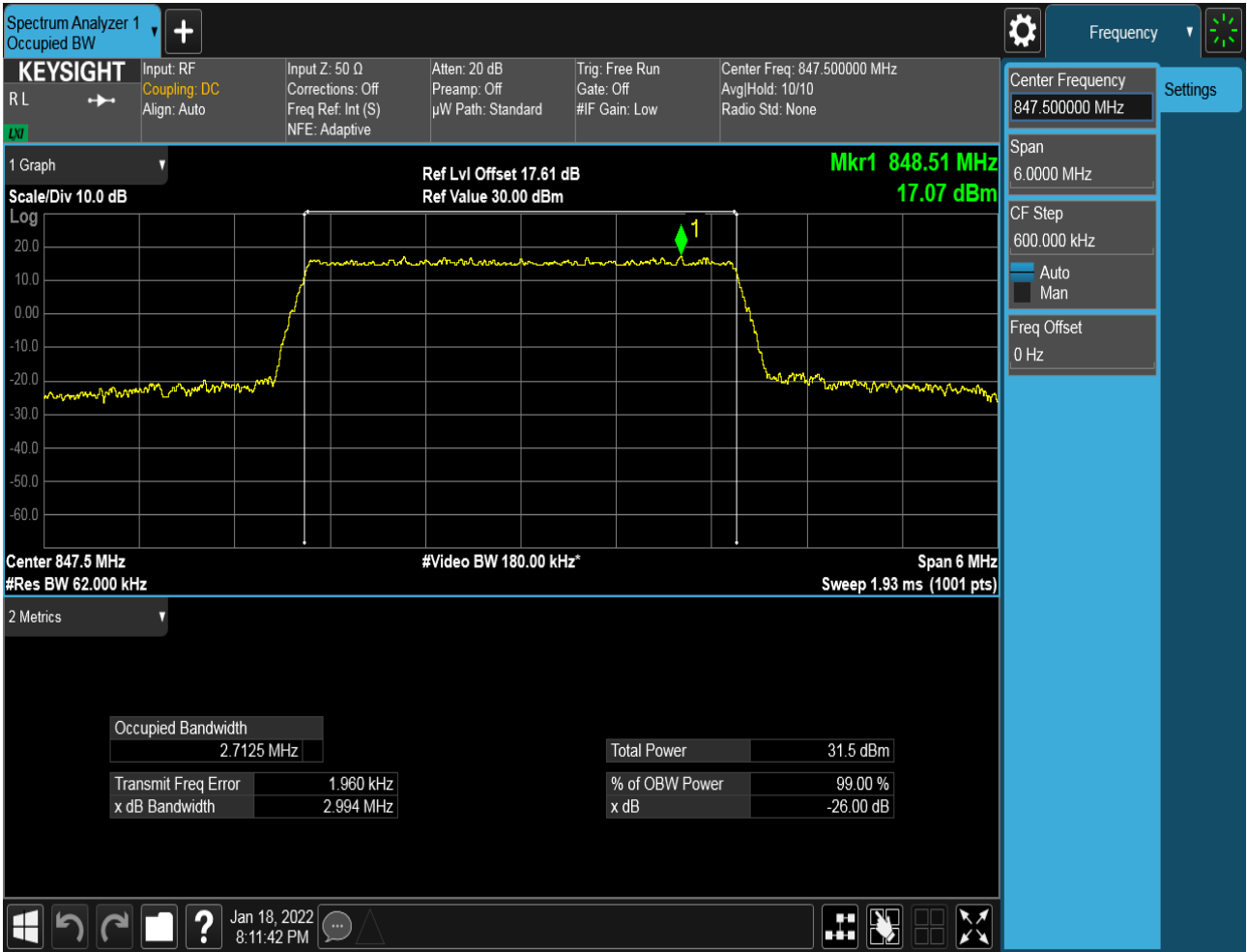
4.1.1.2.2.2.1 Test RB = RB15#0





4.1.1.2.2.3 Test Channel = HCH

4.1.1.2.2.3.1 Test RB = RB15#0

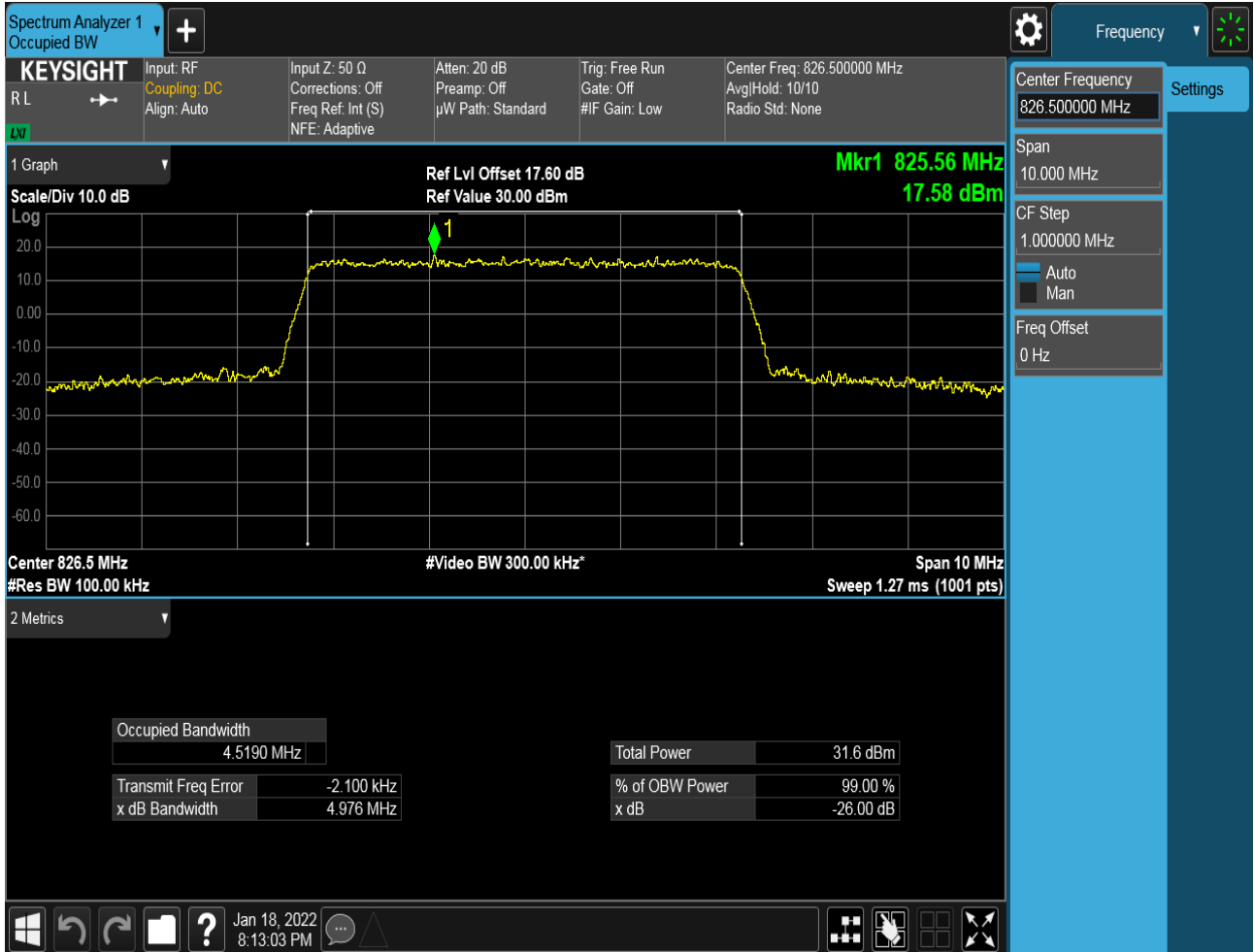




4.1.1.2.3 Test Bandwidth = 5MHz

4.1.1.2.3.1 Test Channel = LCH

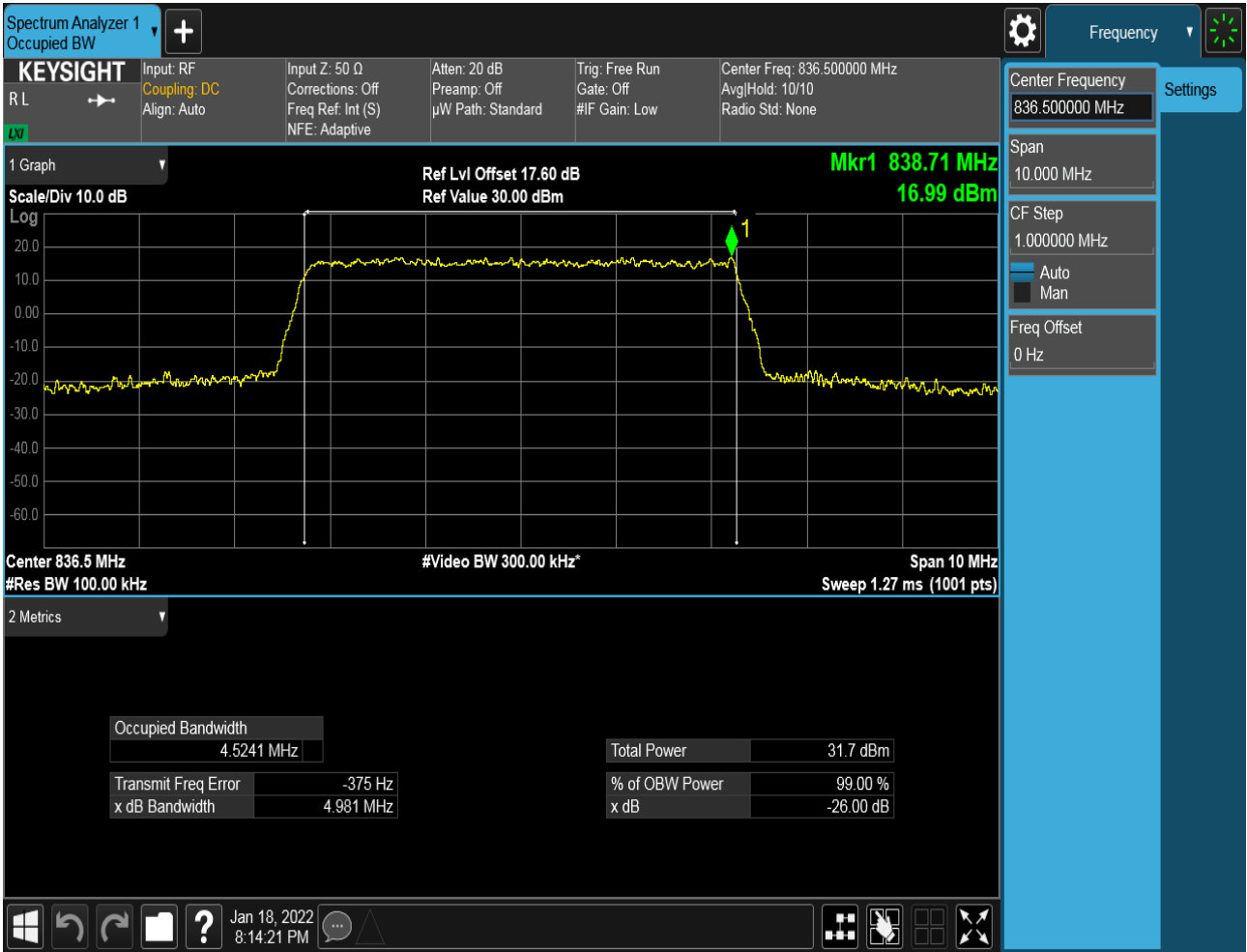
4.1.1.2.3.1.1 Test RB = RB25#0





4.1.1.2.3.2 Test Channel = MCH

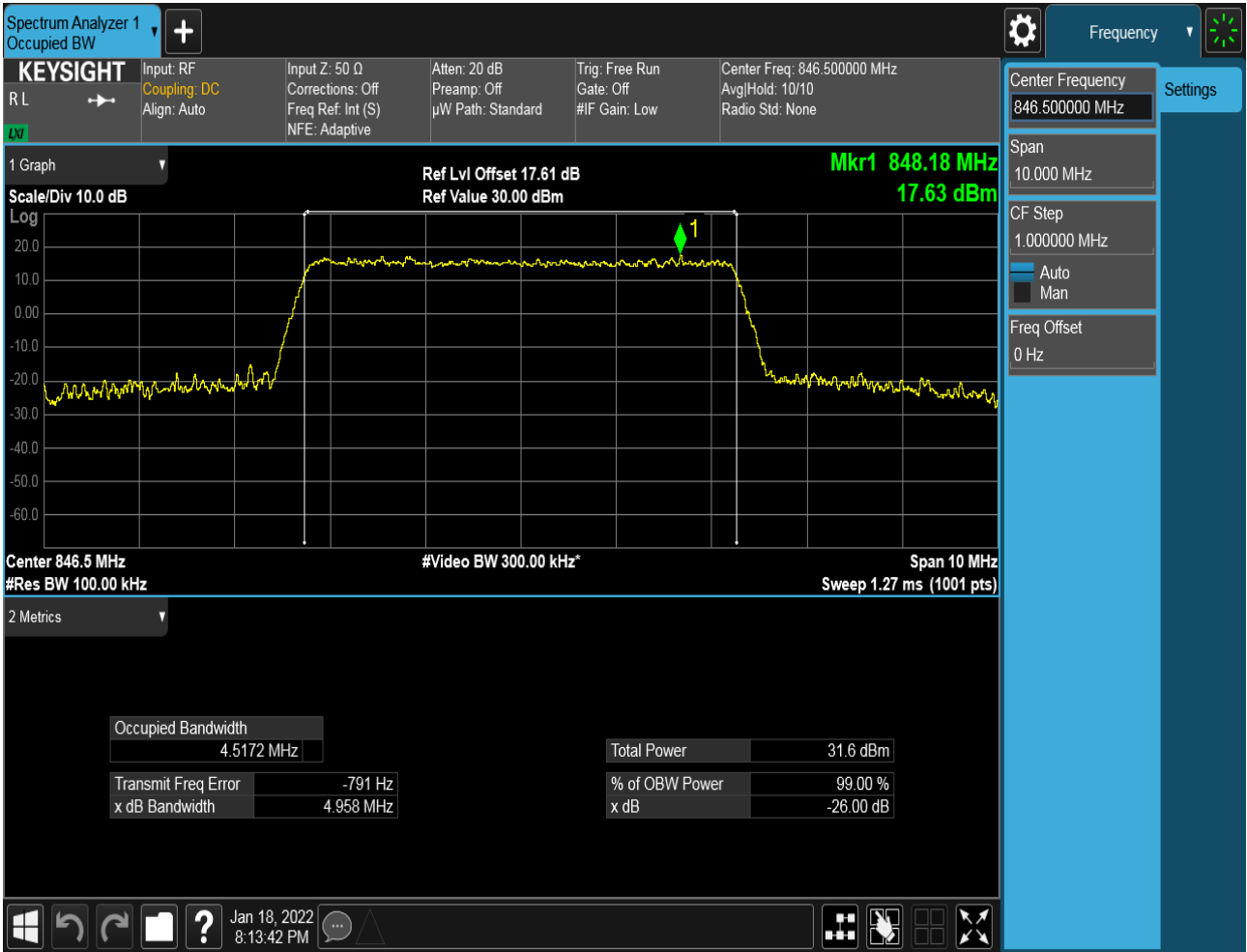
4.1.1.2.3.2.1 Test RB = RB25#0





4.1.1.2.3.3 Test Channel = HCH

4.1.1.2.3.3.1 Test RB = RB25#0

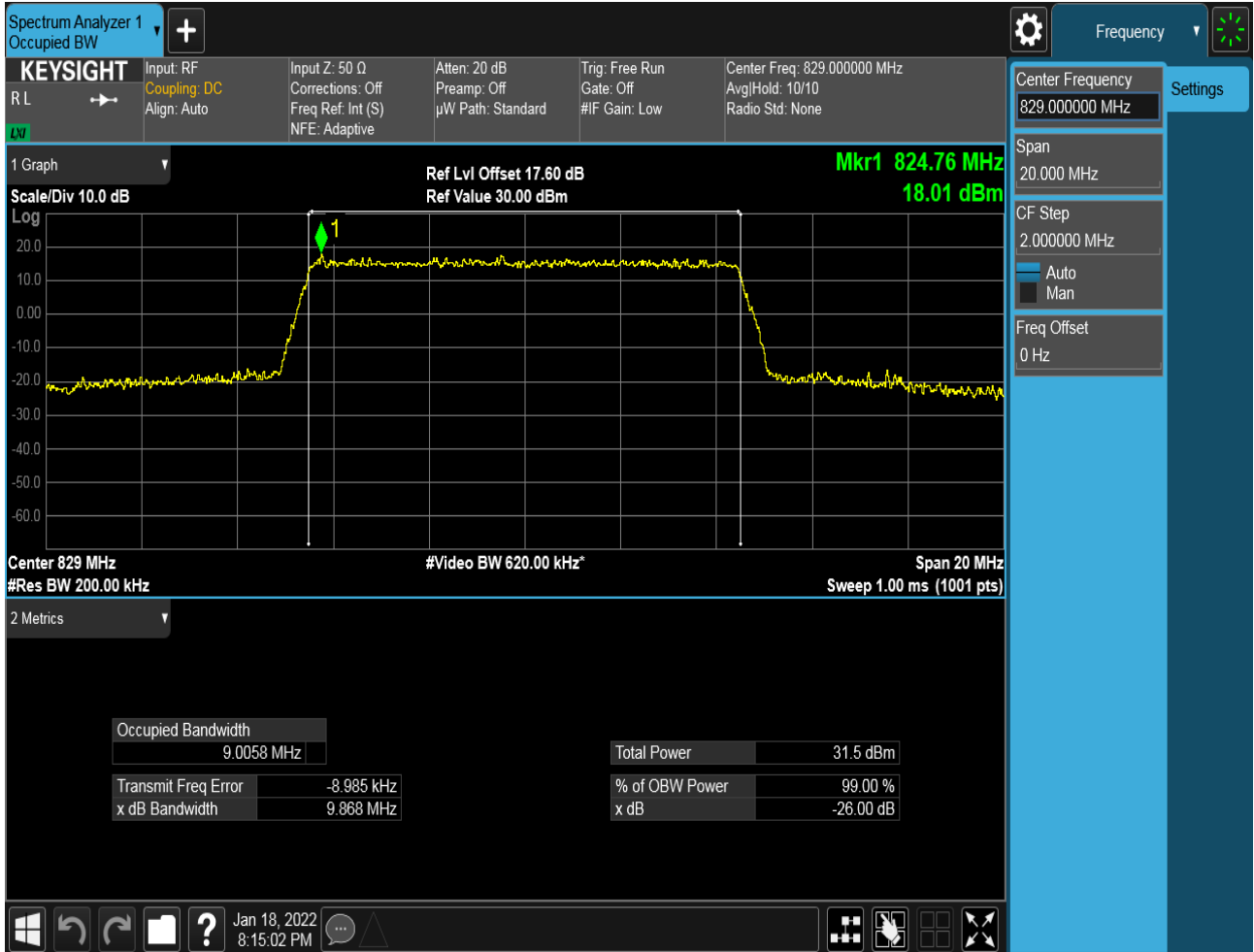




4.1.1.2.4 Test Bandwidth = 10MHz

4.1.1.2.4.1 Test Channel = LCH

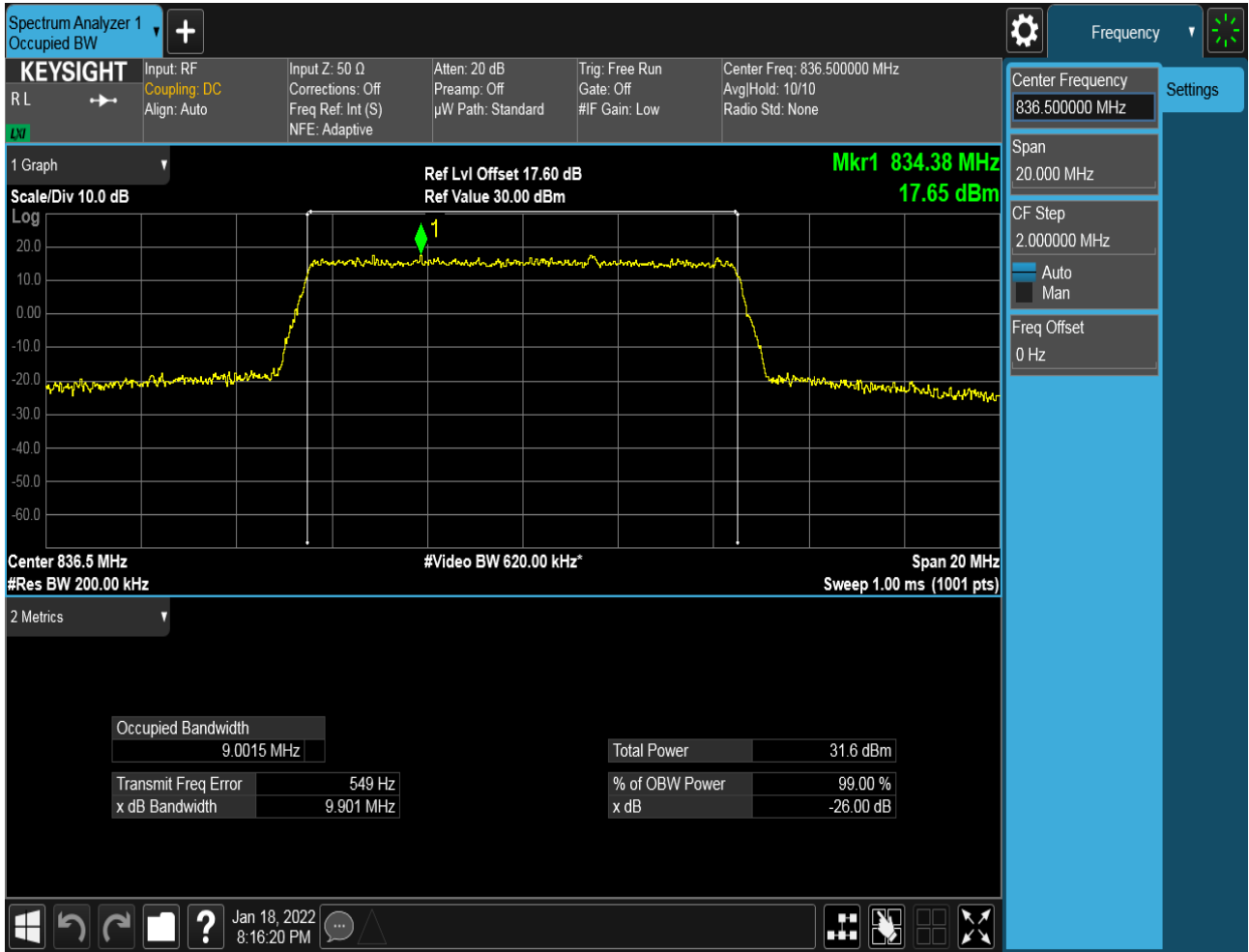
4.1.1.2.4.1.1 Test RB = RB50#0





4.1.1.2.4.2 Test Channel = MCH

4.1.1.2.4.2.1 Test RB = RB50#0





4.1.1.2.4.3 Test Channel = HCH

4.1.1.2.4.3.1 Test RB = RB50#0



5Appendix_E: Band Edges Compliance

Part I - Test Plots

5.1 For LTE

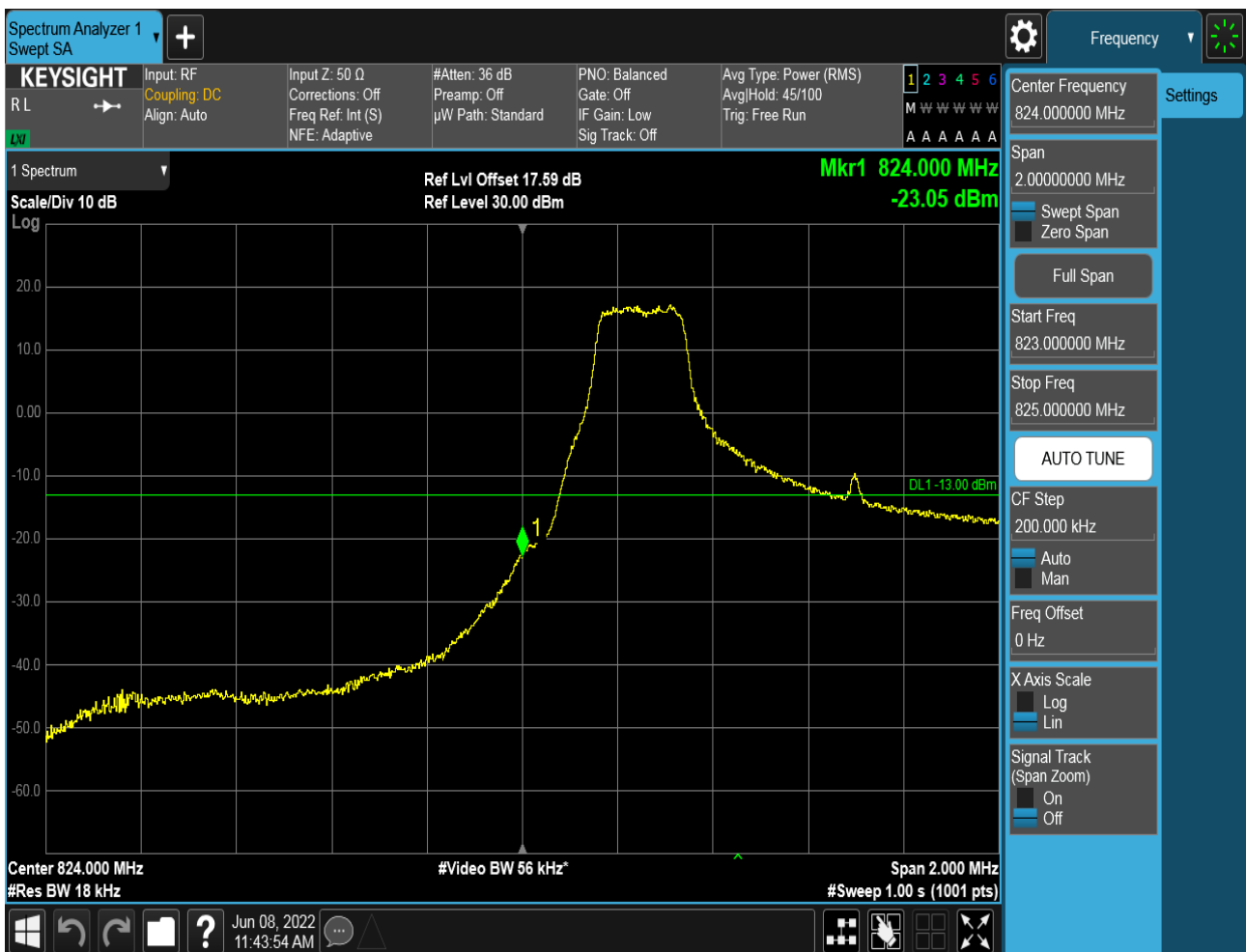
5.1.1 Test Band = Band5

5.1.1.1 Test Mode = LTE/TM1

5.1.1.1.1 Test Bandwidth = 1.4MHz

5.1.1.1.1.1 Test Channel = LCH

5.1.1.1.1.1.1 Test RB = RB1#0



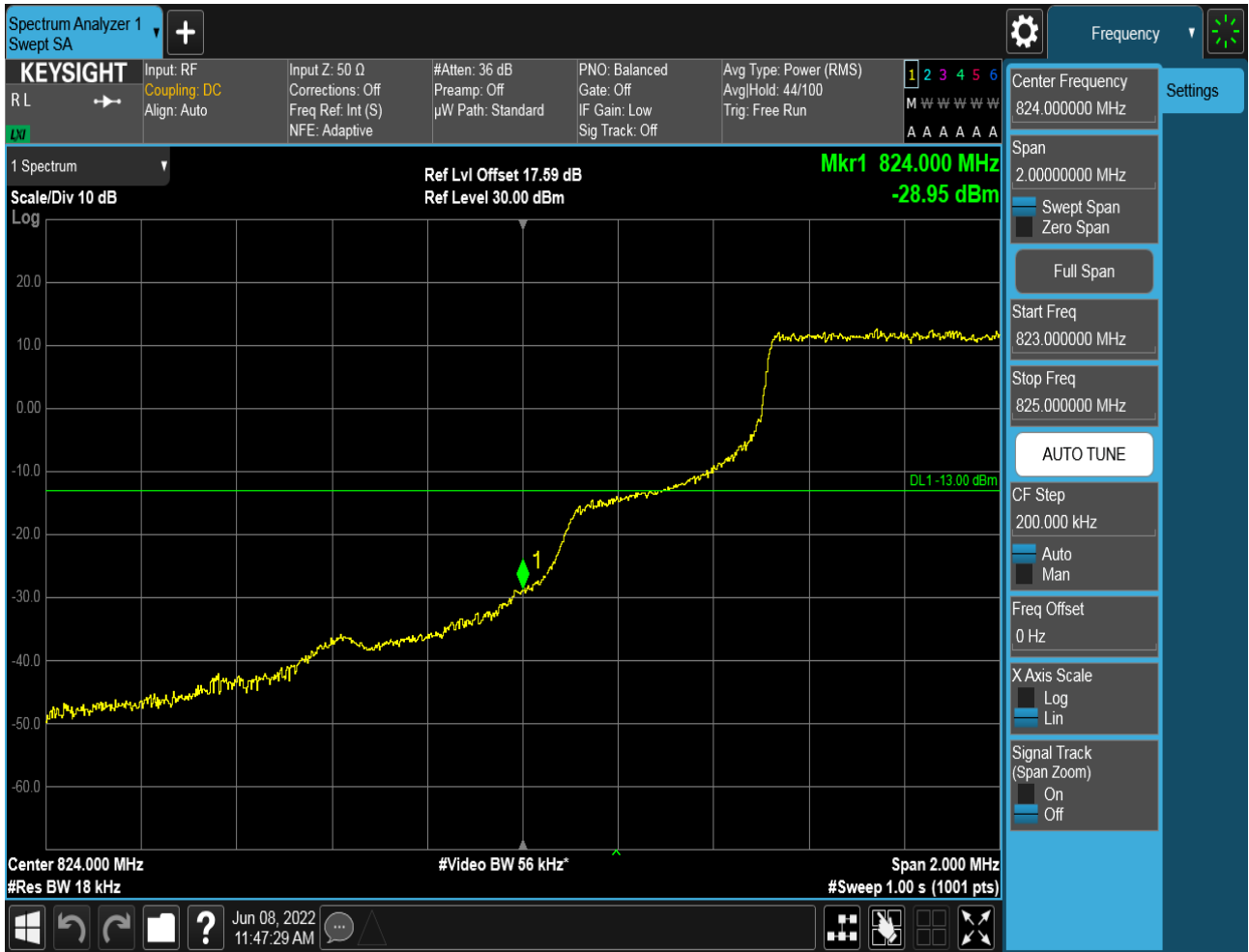




5.1.1.1.1.2 Test RB = RB1#5



5.1.1.1.1.3 Test RB = RB3#2





5.1.1.1.1.4 Test RB = RB6#0





5.1.1.1.1.2 Test Channel = HCH

5.1.1.1.1.2.1 Test RB = RB1#0



5.1.1.1.2.2 Test RB = RB1#5





5.1.1.1.2.3 Test RB = RB3#2



5.1.1.1.2.4 Test RB = RB6#0

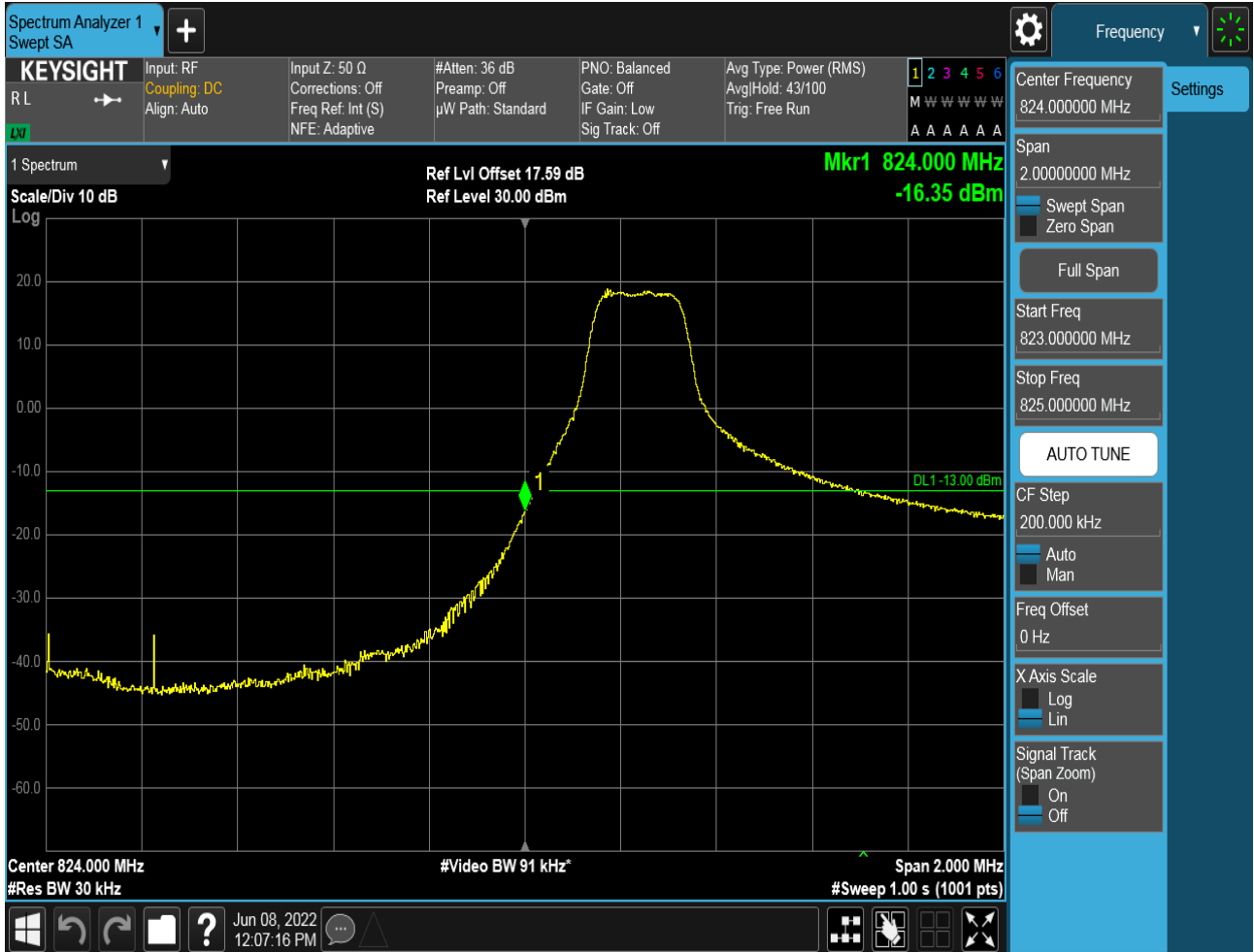




5.1.1.1.2 Test Bandwidth = 3MHz

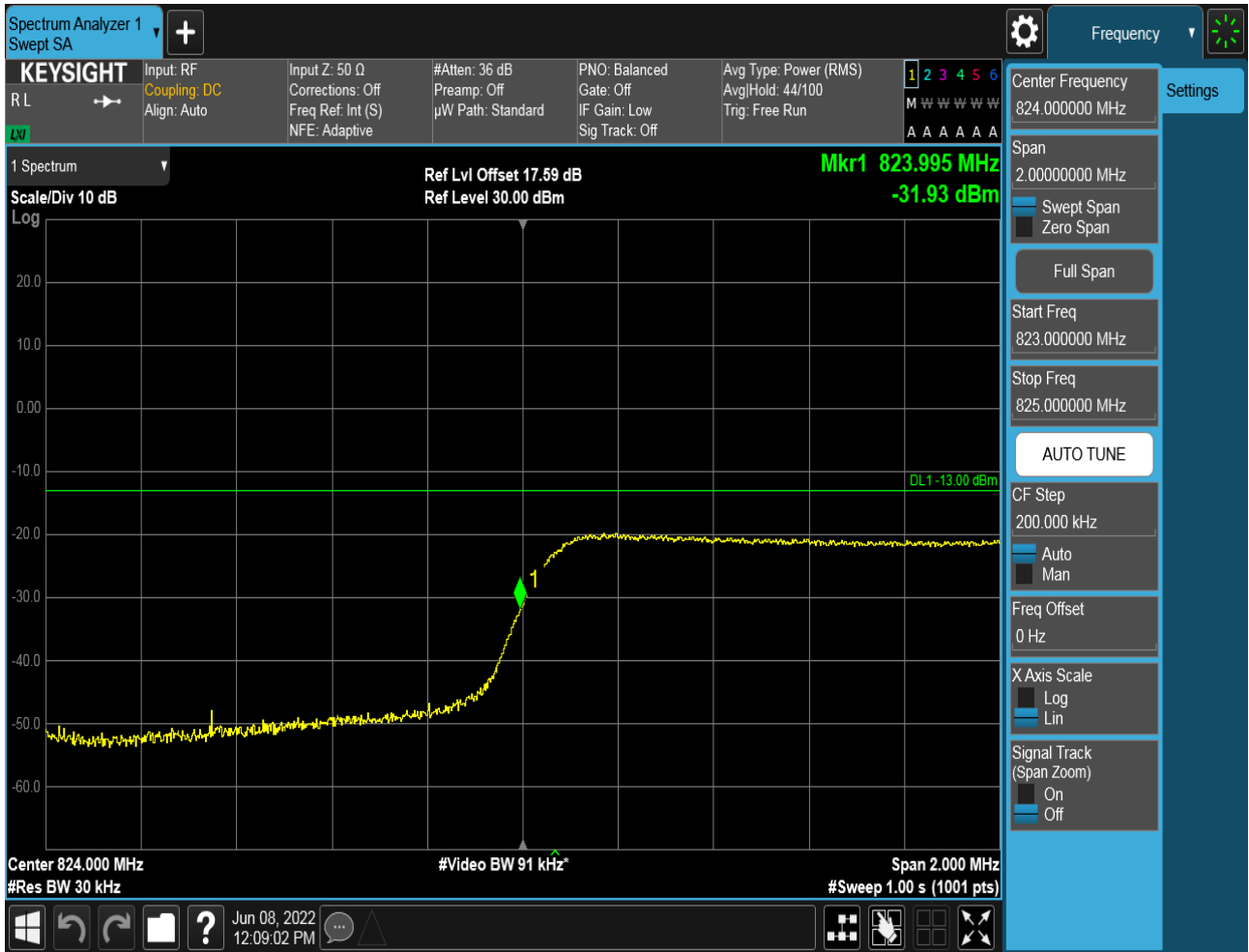
5.1.1.1.2.1 Test Channel = LCH

5.1.1.1.2.1.1 Test RB = RB1#0



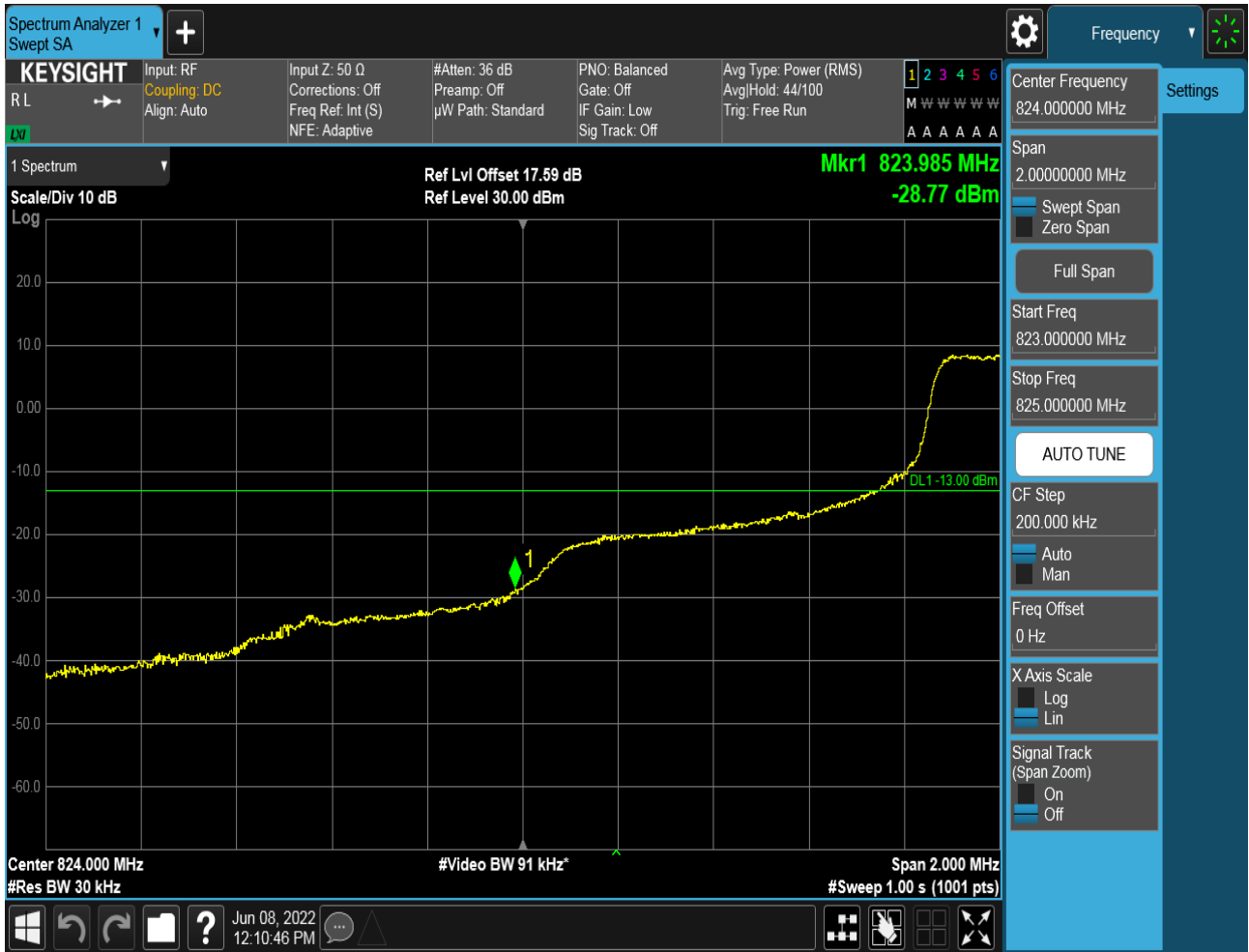


5.1.1.1.2.1.2 Test RB = RB1#14

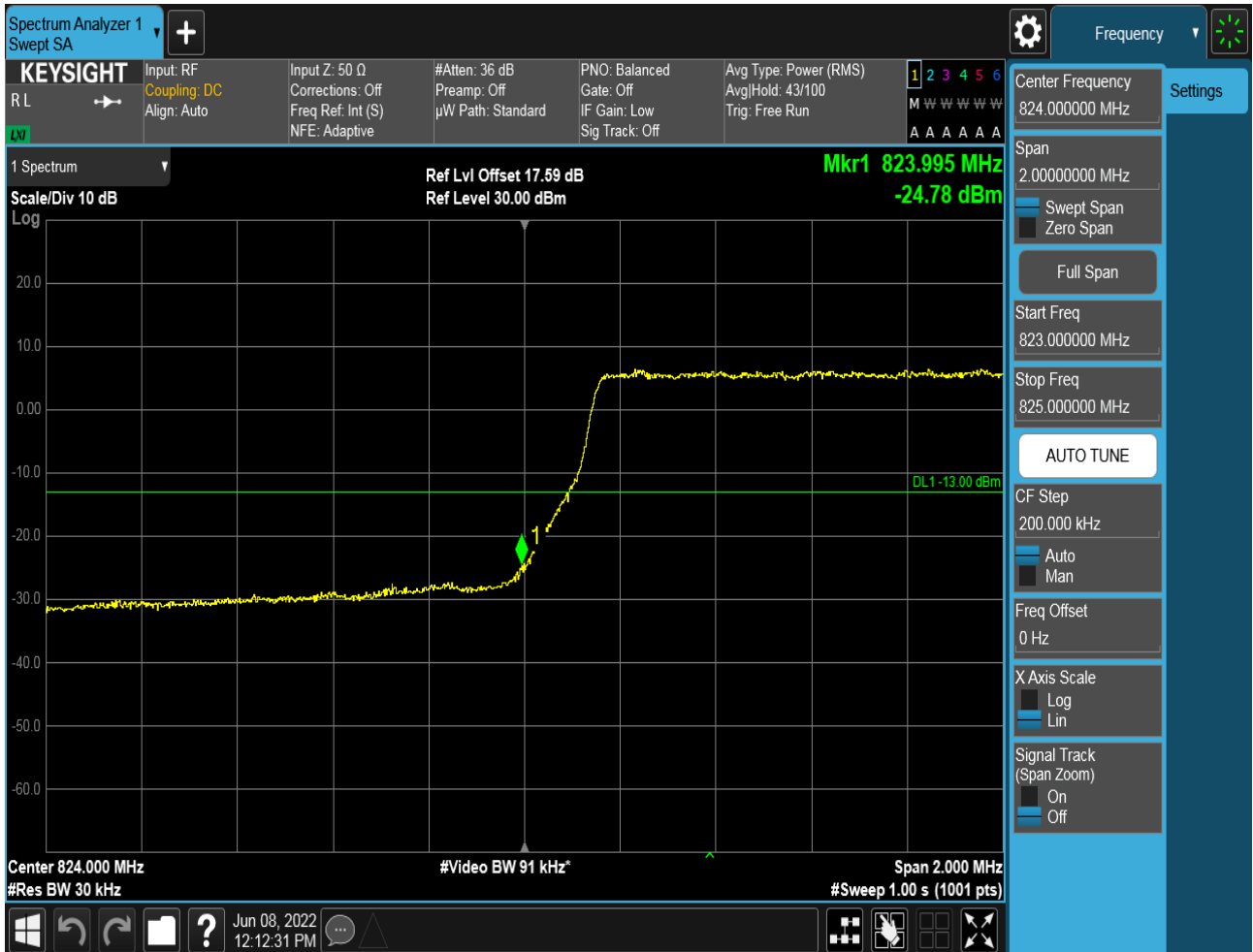




5.1.1.1.2.1.3 Test RB = RB8#4



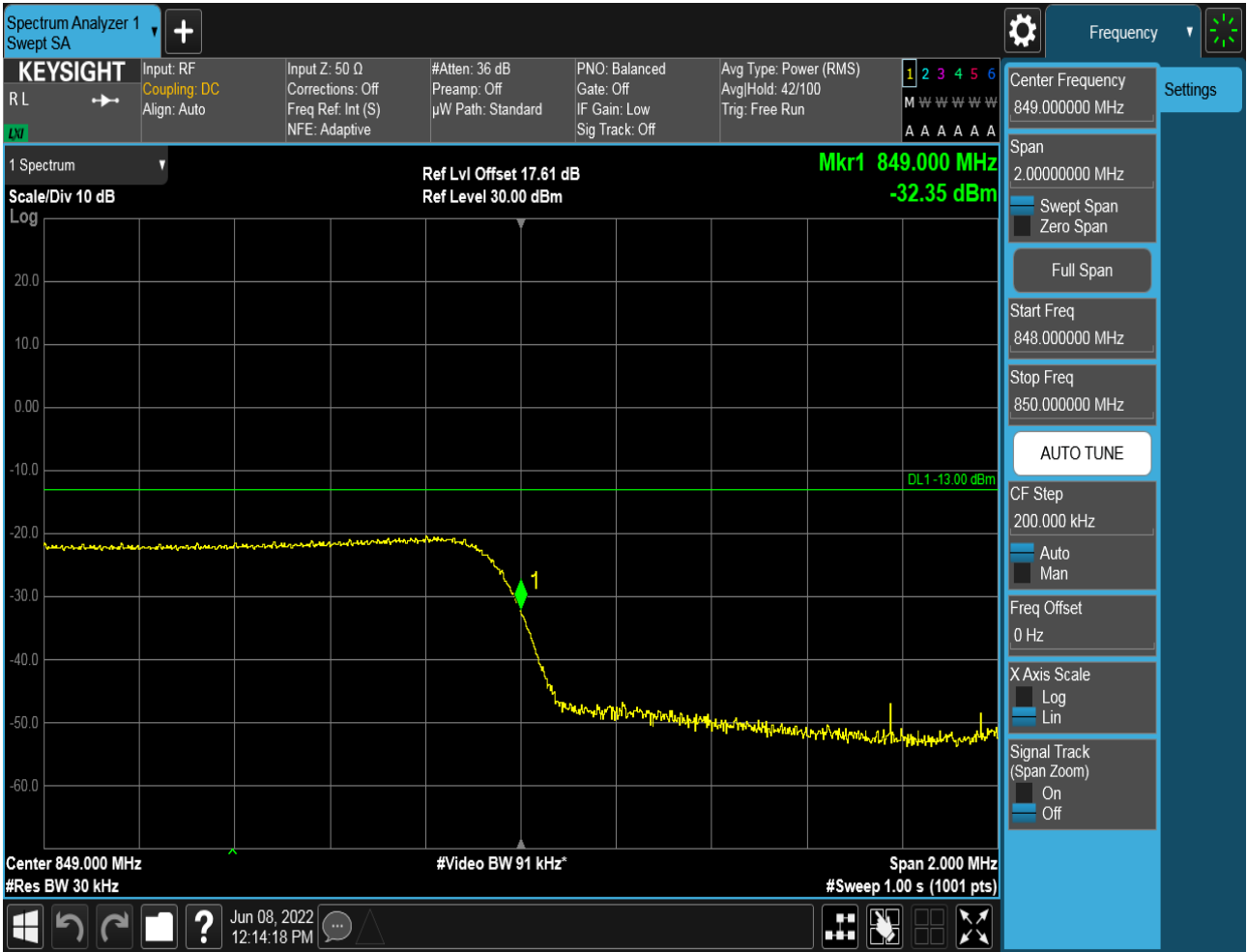
5.1.1.1.2.1.4 Test RB = RB15#0



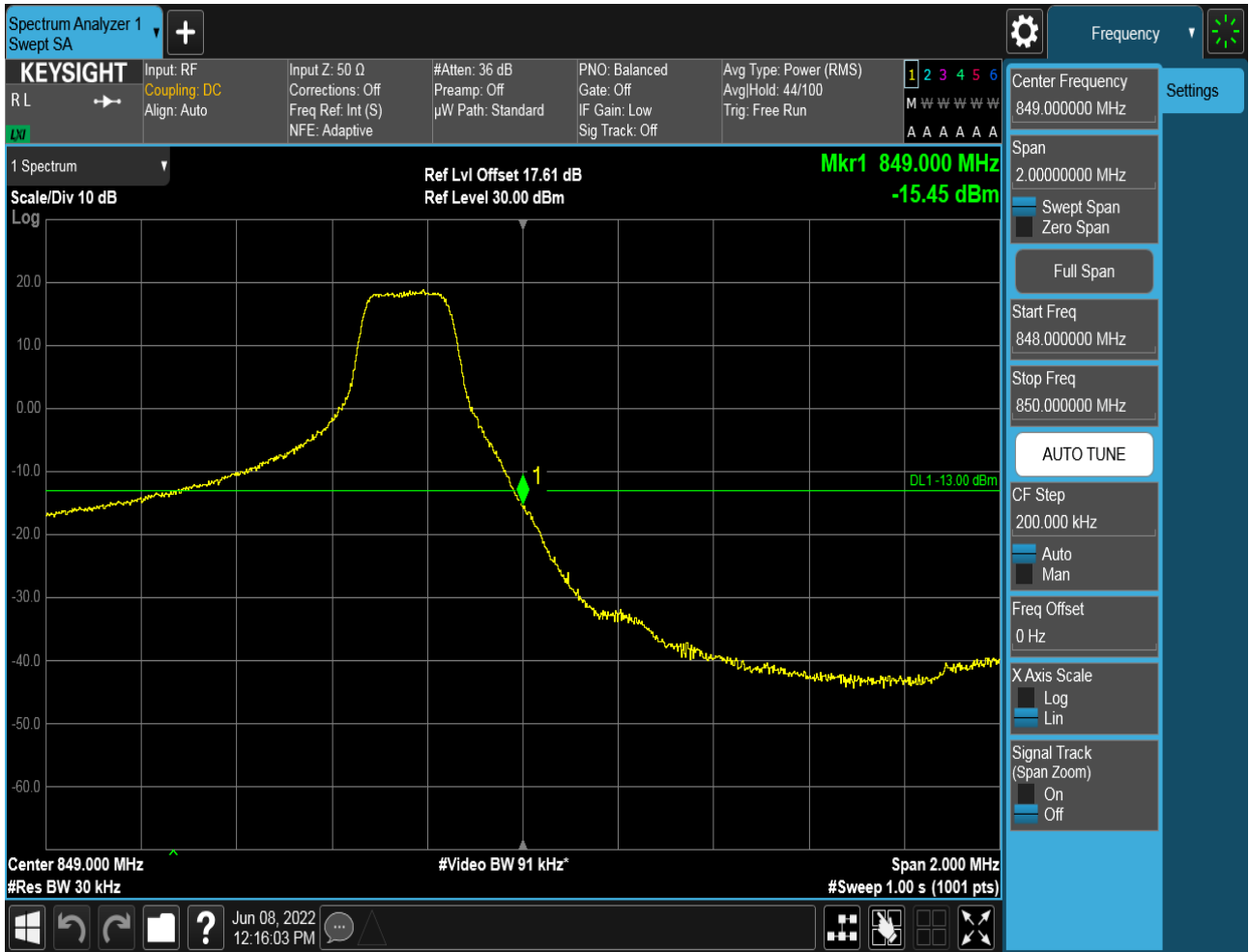


5.1.1.1.2.2 Test Channel = HCH

5.1.1.1.2.2.1 Test RB = RB1#0



5.1.1.1.2.2.2 Test RB = RB1#14





5.1.1.1.2.2.3 Test RB = RB8#4



5.1.1.1.2.2.4 Test RB = RB15#0

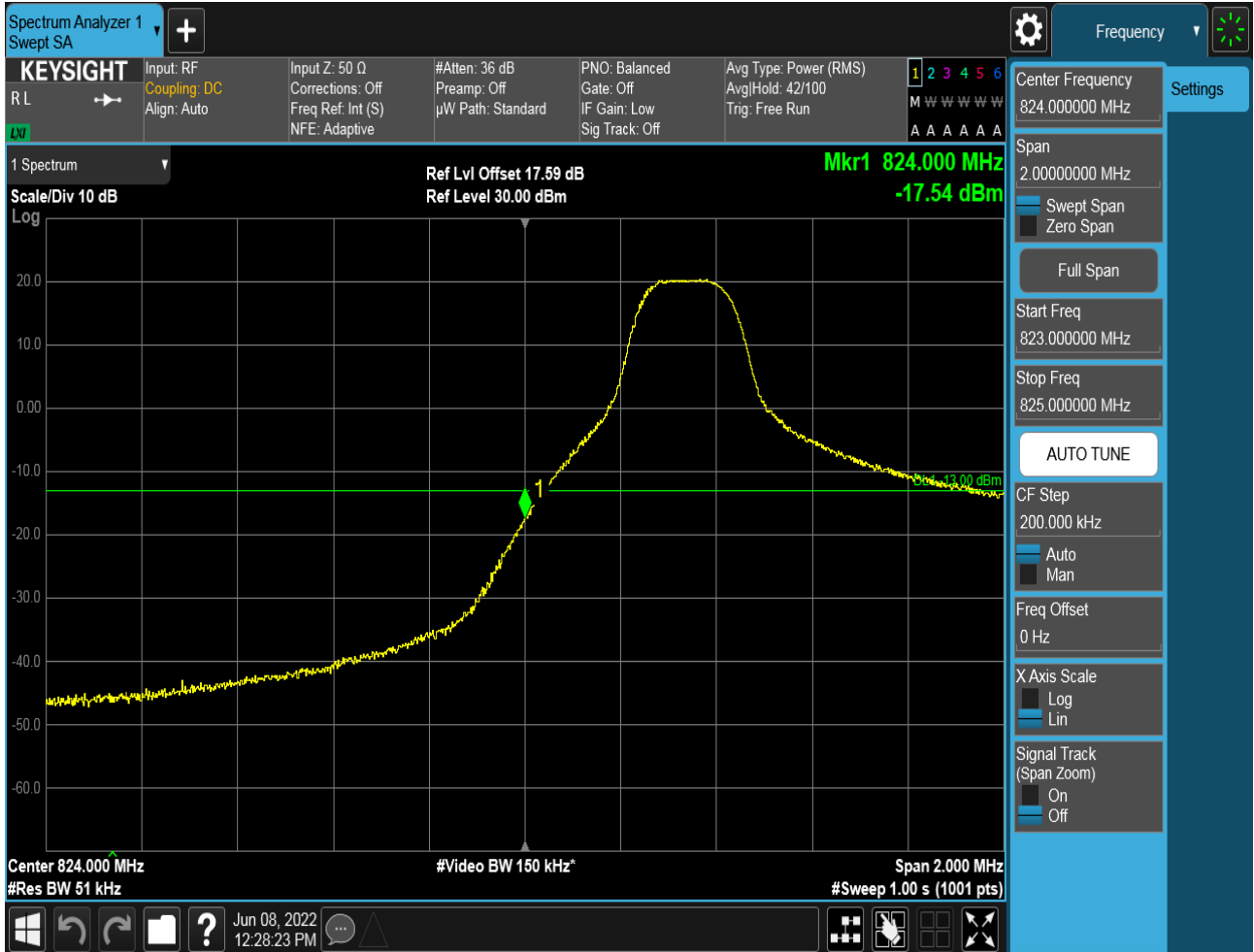




5.1.1.1.3 Test Bandwidth = 5MHz

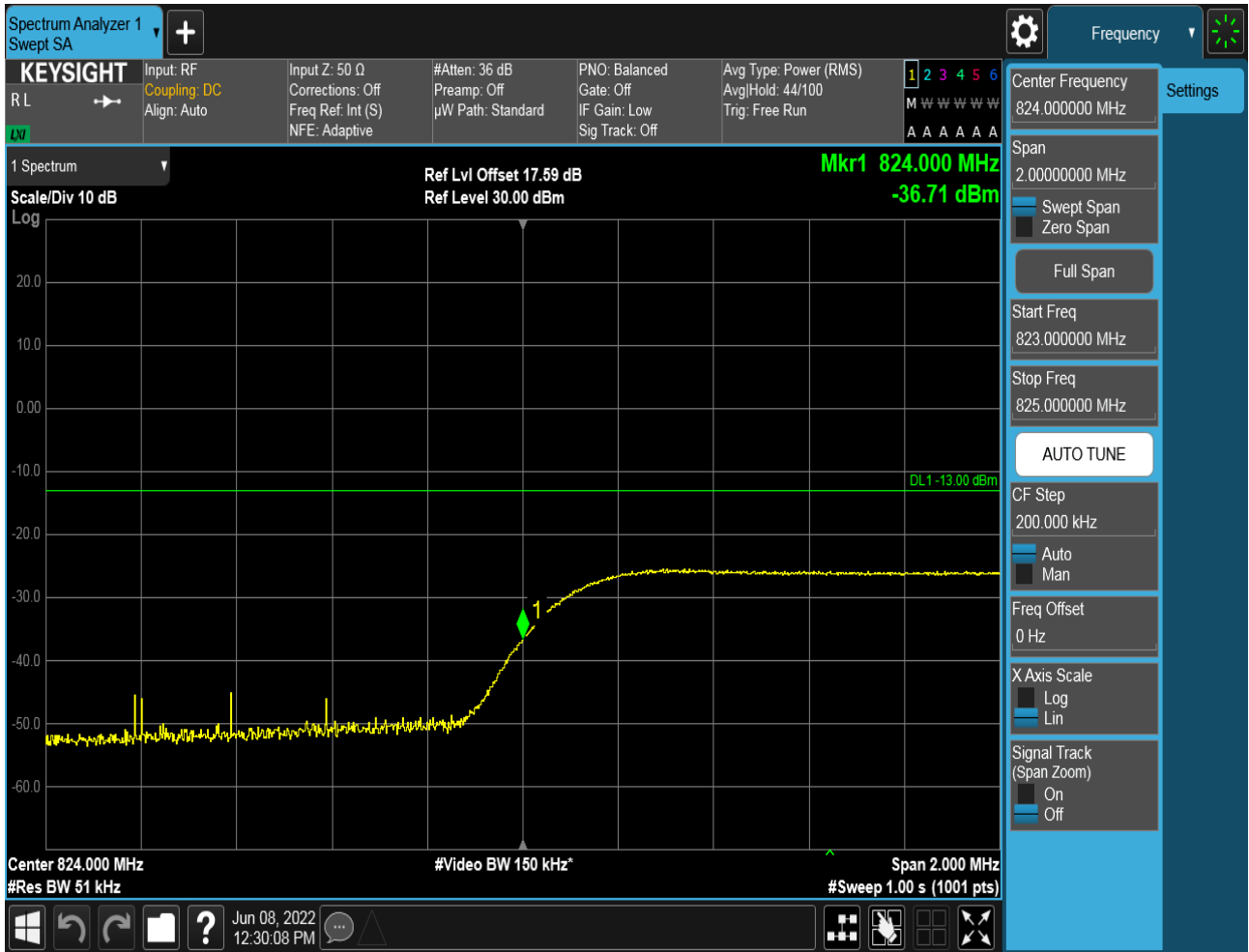
5.1.1.1.3.1 Test Channel = LCH

5.1.1.1.3.1.1 Test RB = RB1#0





5.1.1.1.3.1.2 Test RB = RB1#24

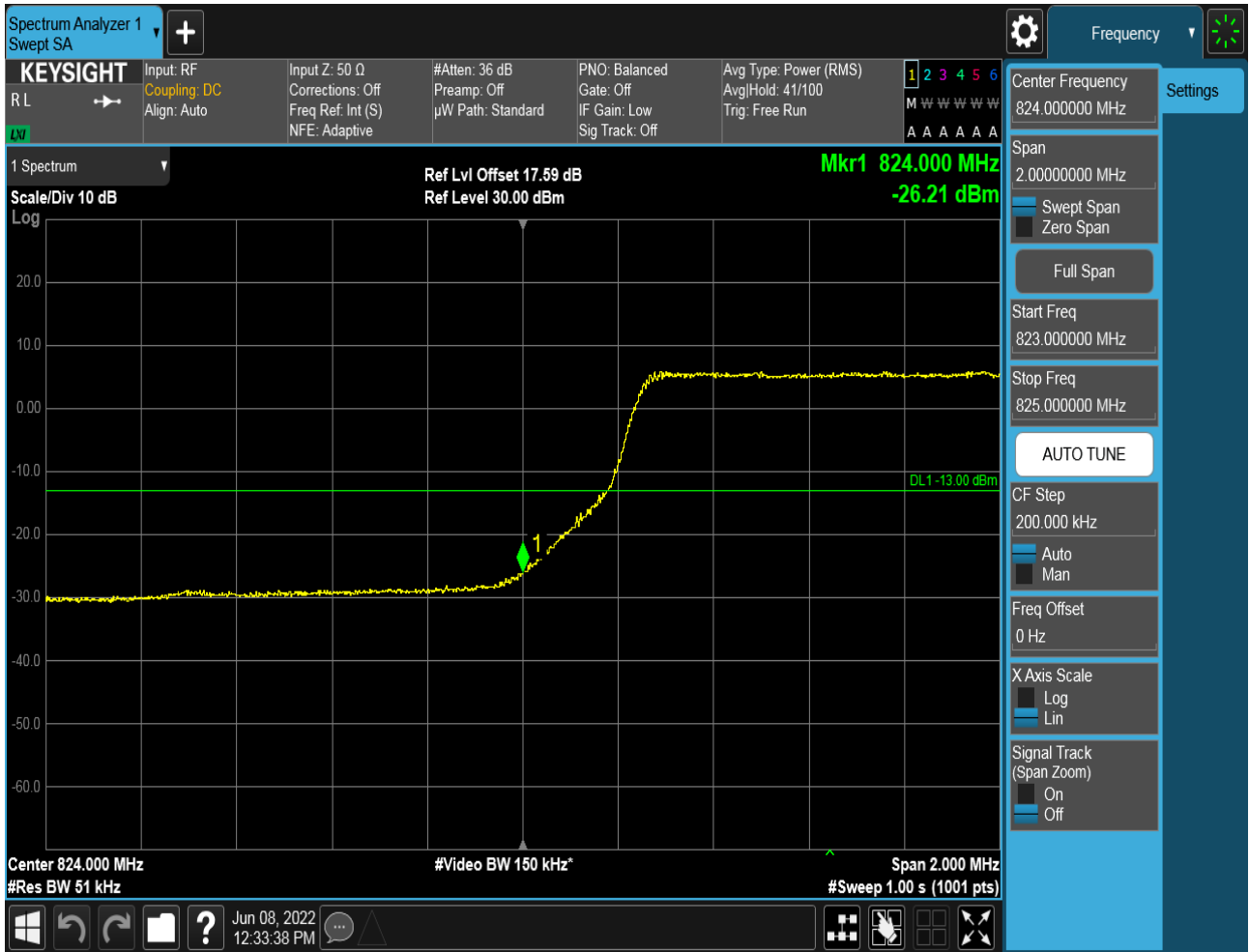


5.1.1.1.3.1.3 Test RB = RB12#6





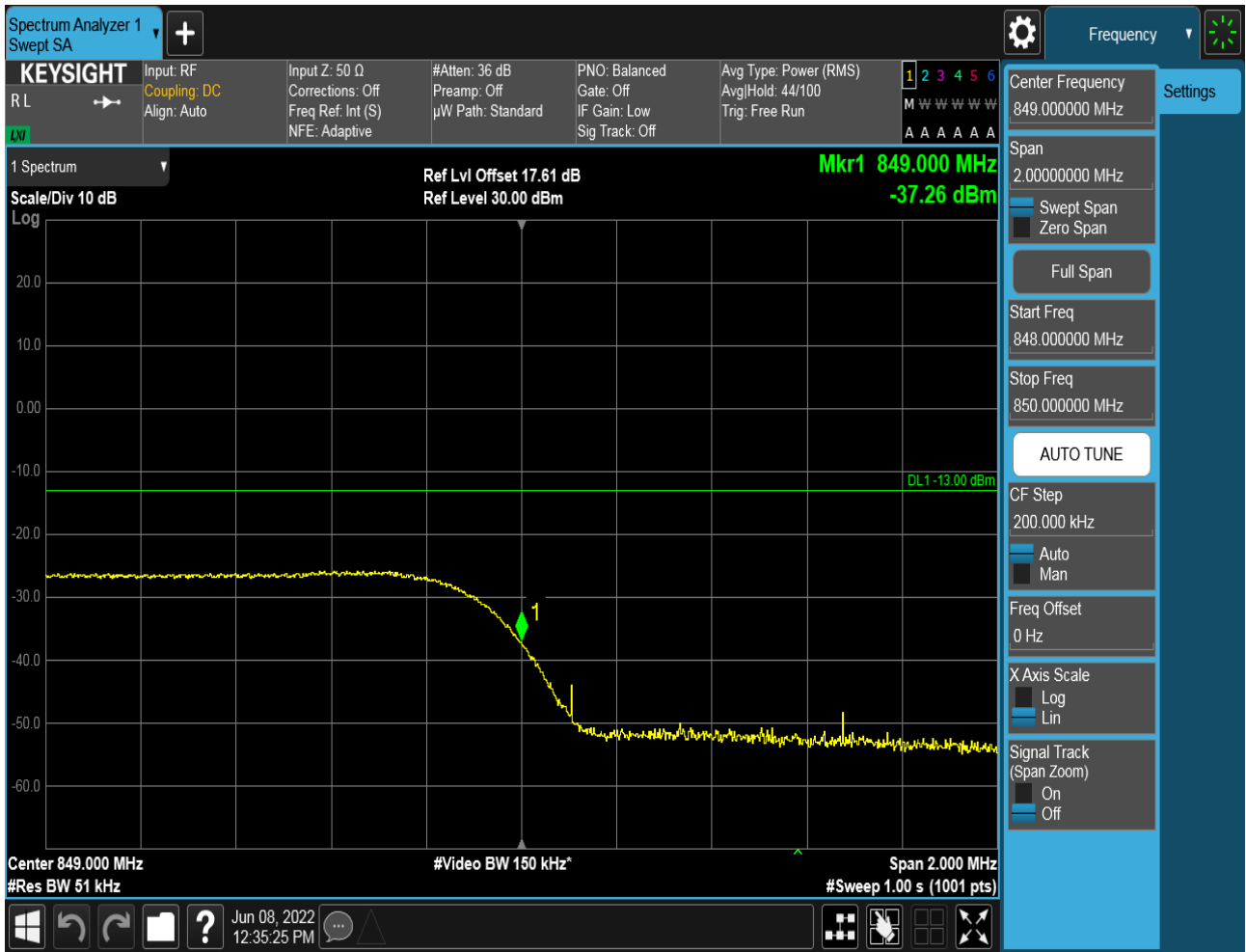
5.1.1.1.3.1.4 Test RB = RB25#0



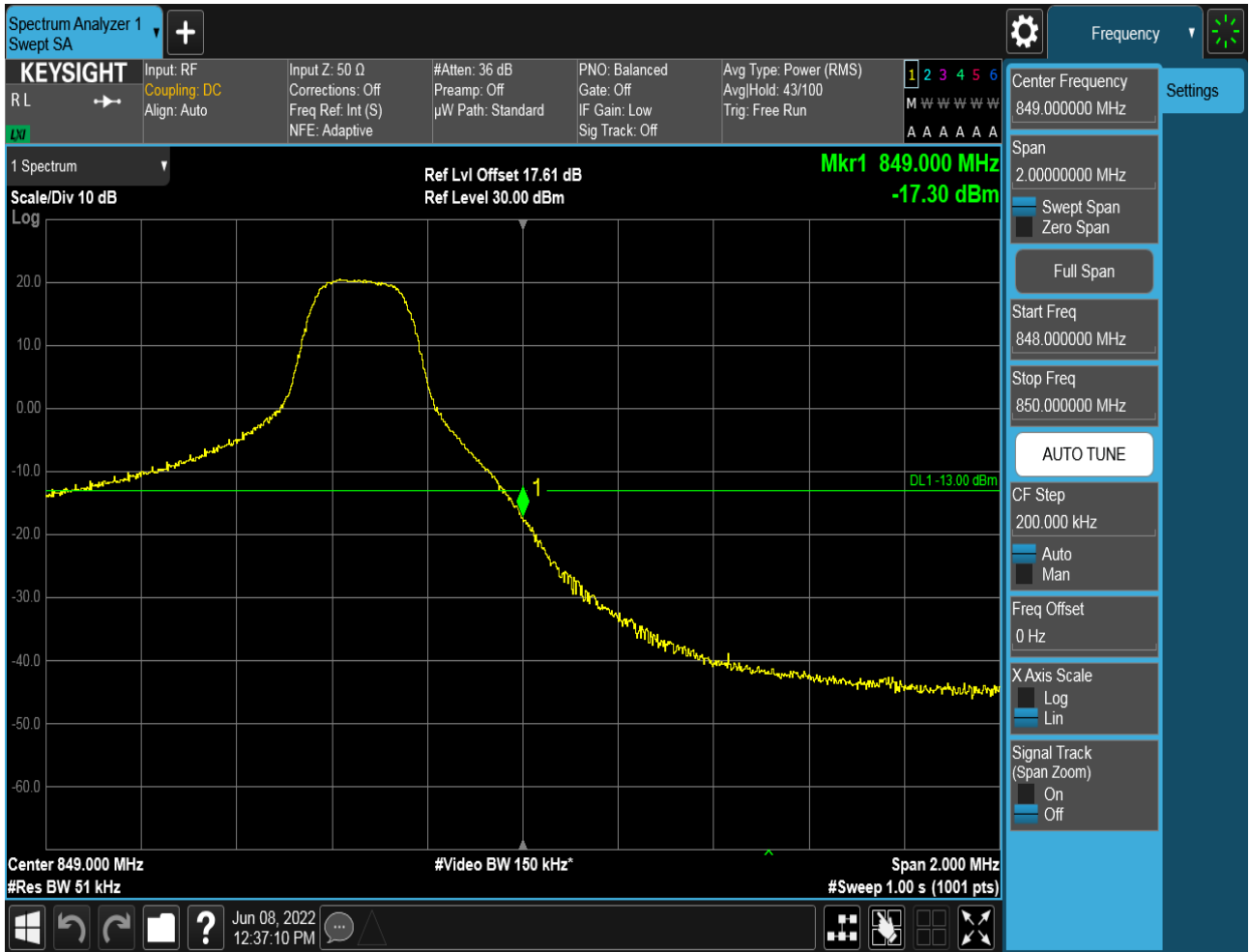


5.1.1.1.3.2 Test Channel = HCH

5.1.1.1.3.2.1 Test RB = RB1#0



5.1.1.1.3.2.2 Test RB = RB1#24





5.1.1.1.3.2.3 Test RB = RB12#6



5.1.1.1.3.2.4 Test RB = RB25#0





5.1.1.1.4 Test Bandwidth = 10MHz

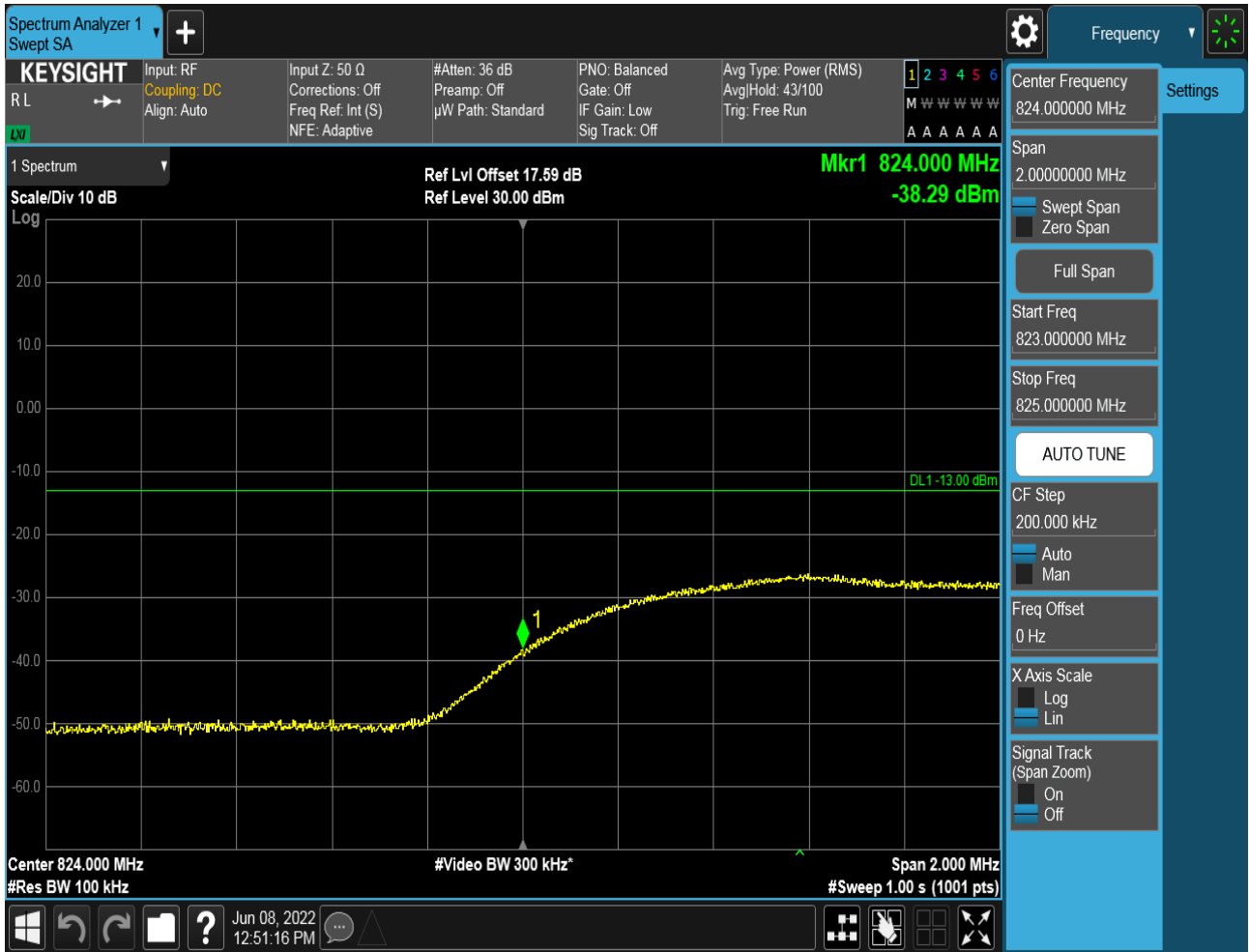
5.1.1.1.4.1 Test Channel = LCH

5.1.1.1.4.1.1 Test RB = RB1#0



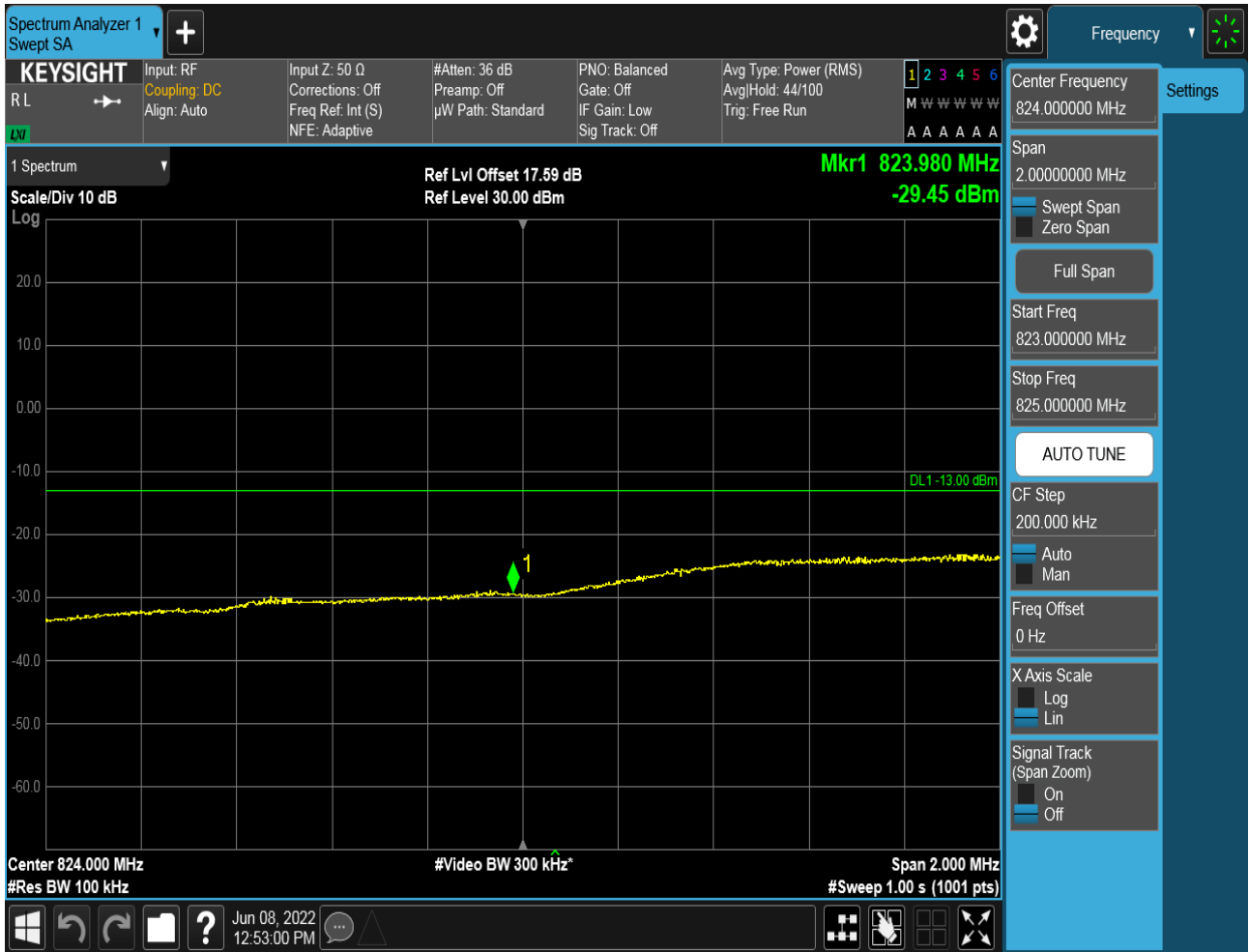


5.1.1.1.4.1.2 Test RB = RB1#49



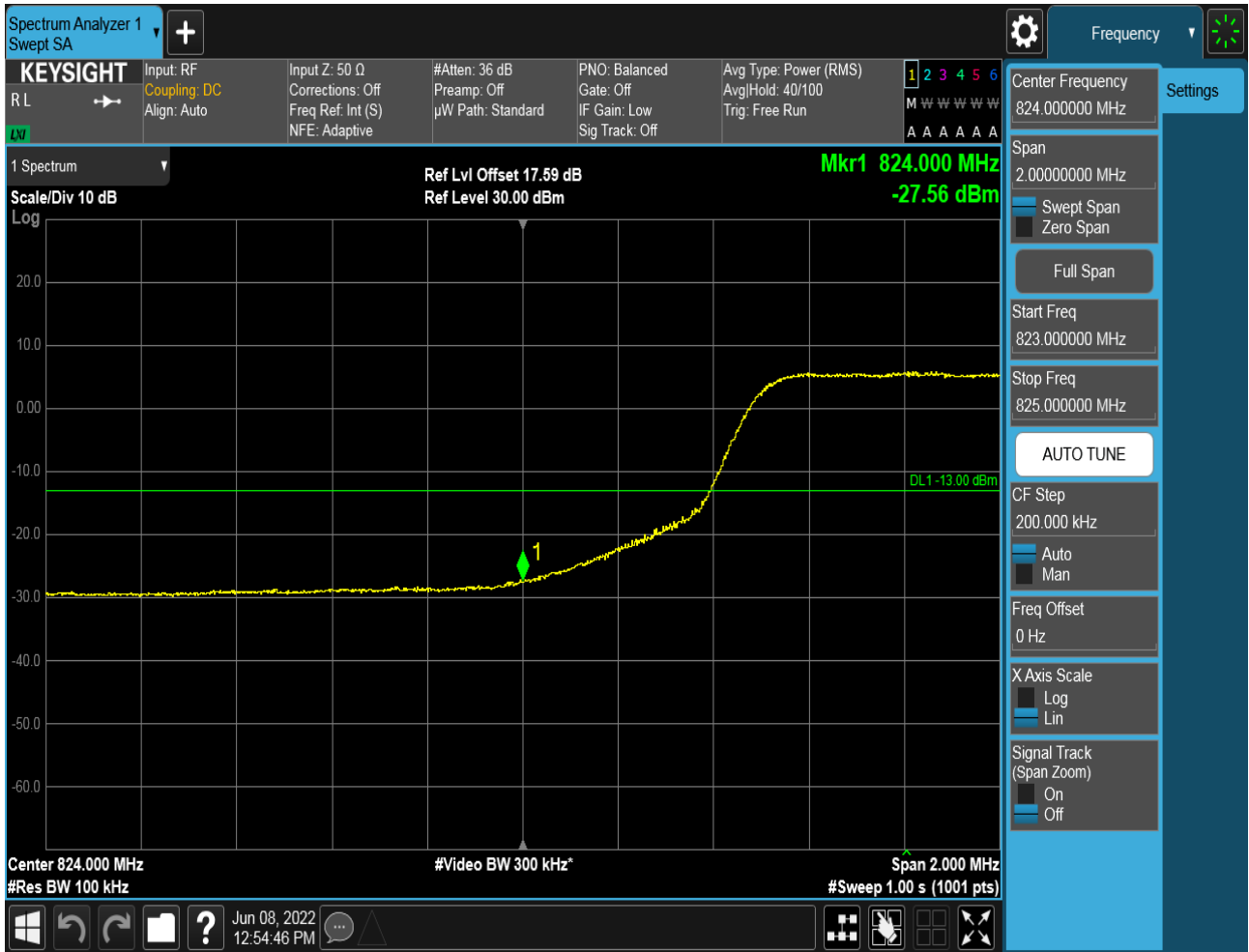


5.1.1.1.4.1.3 Test RB = RB25#13





5.1.1.1.4.1.4 Test RB = RB50#0



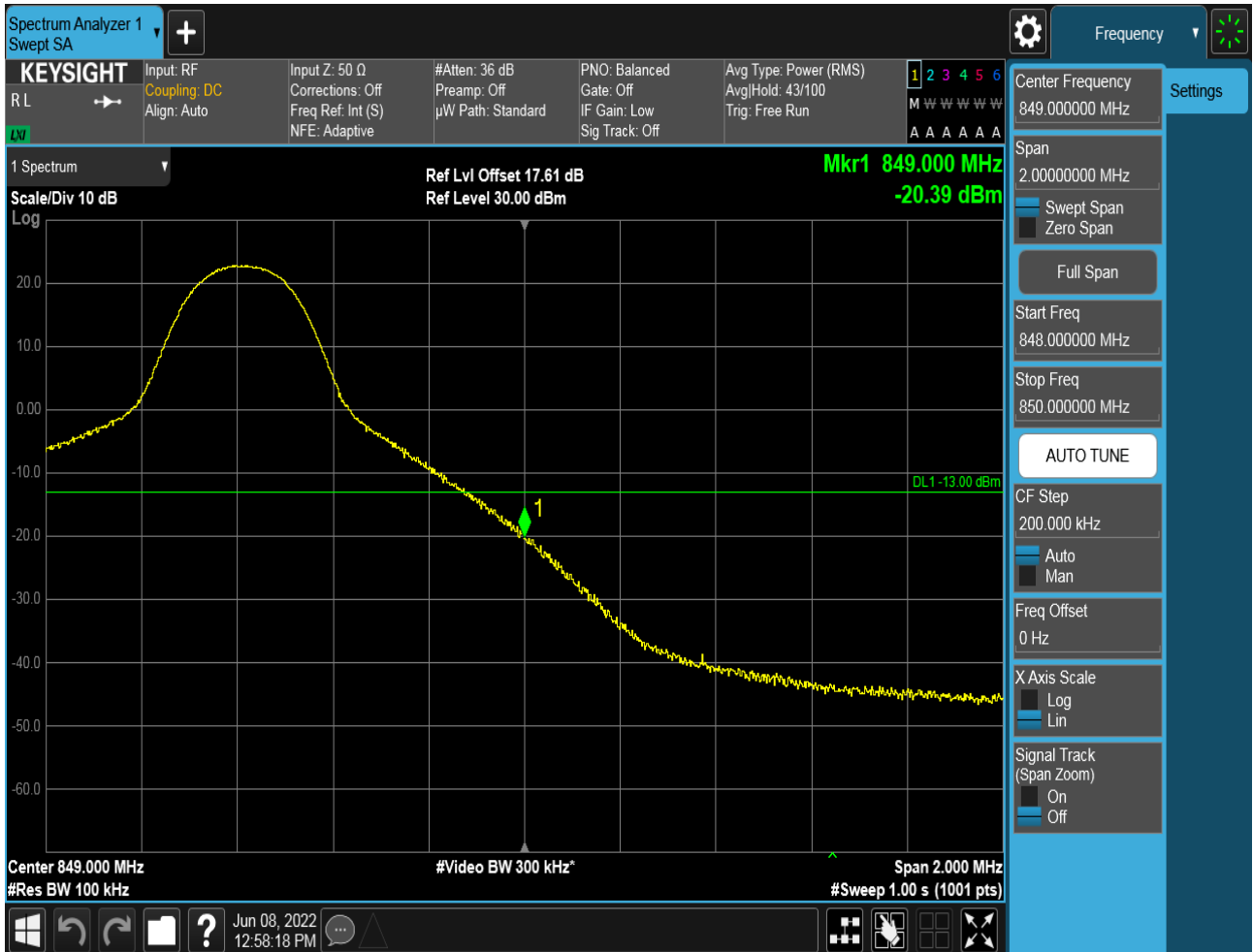


5.1.1.1.4.2 Test Channel = HCH

5.1.1.1.4.2.1 Test RB = RB1#0



5.1.1.1.4.2.2 Test RB = RB1#49





5.1.1.1.4.2.3 Test RB = RB25#13





5.1.1.1.4.2.4 Test RB = RB50#0



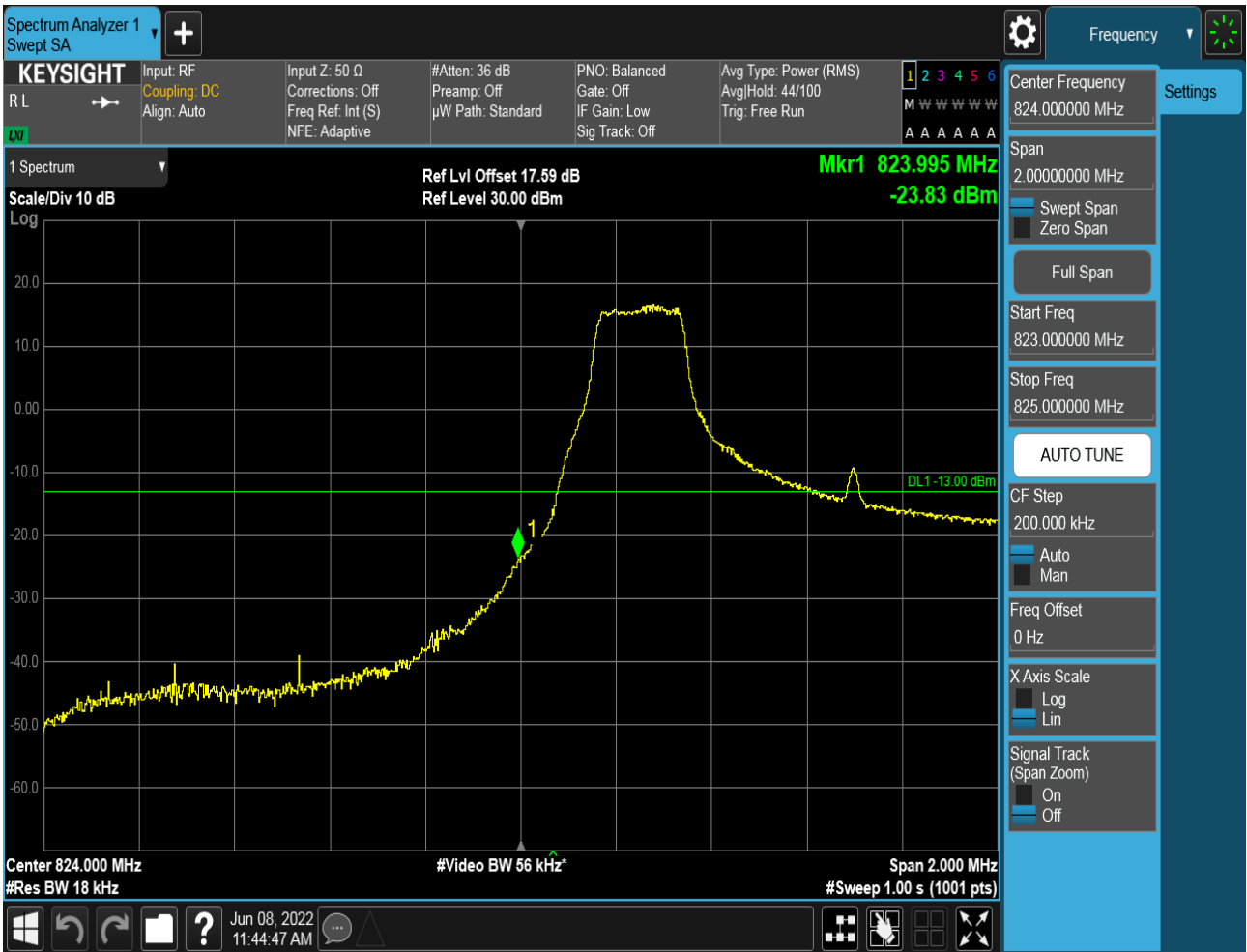


5.1.1.2 Test Mode = LTE/TM2

5.1.1.2.1 Test Bandwidth = 1.4MHz

5.1.1.2.1.1 Test Channel = LCH

5.1.1.2.1.1.1 Test RB = RB1#0



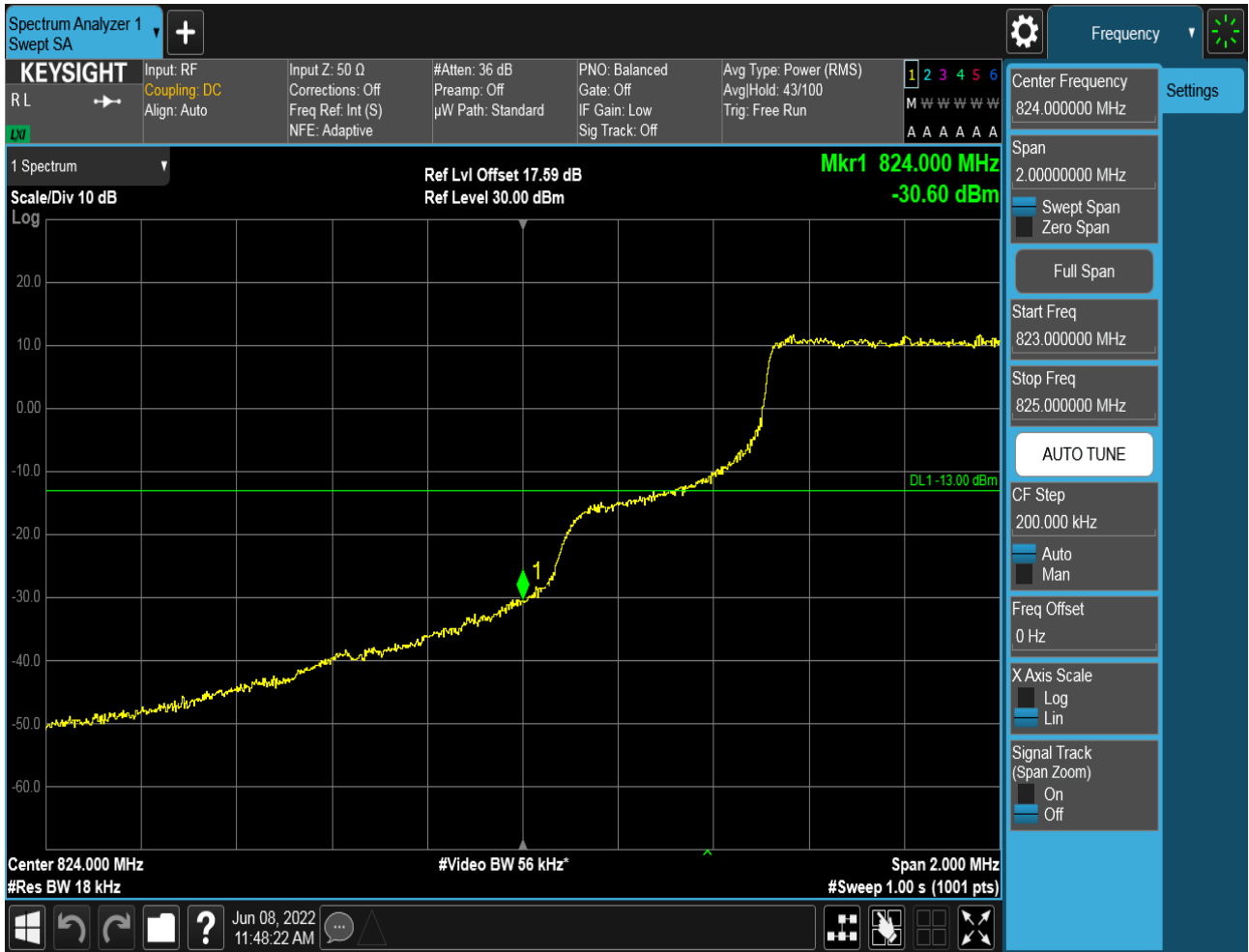


5.1.1.2.1.1.2 Test RB = RB1#5





5.1.1.2.1.1.3 Test RB = RB3#2





5.1.1.2.1.1.4 Test RB = RB6#0





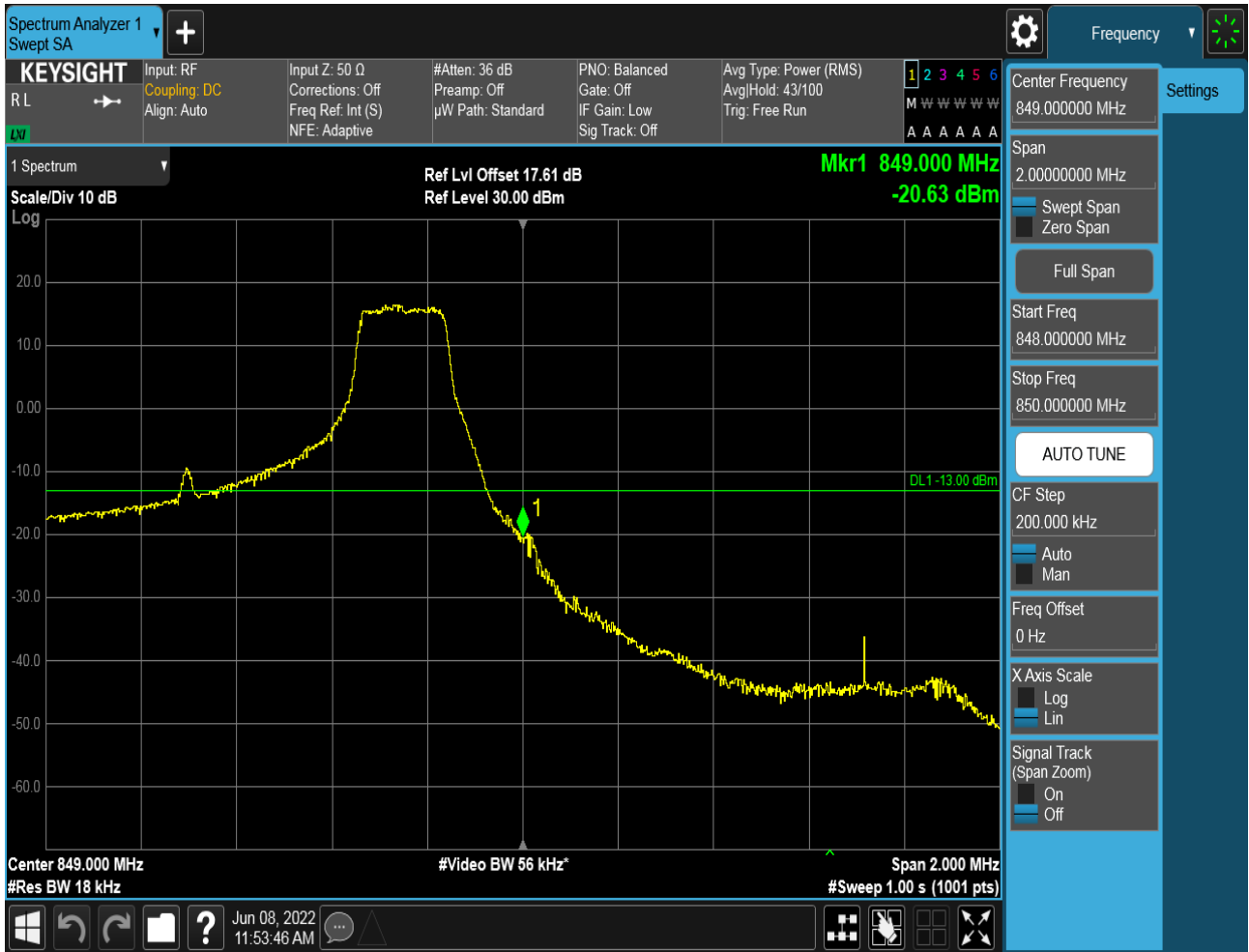
5.1.1.2.1.2 Test Channel = HCH

5.1.1.2.1.2.1 Test RB = RB1#0





5.1.1.2.1.2.2 Test RB = RB1#5





5.1.1.2.1.2.3 Test RB = RB3#2



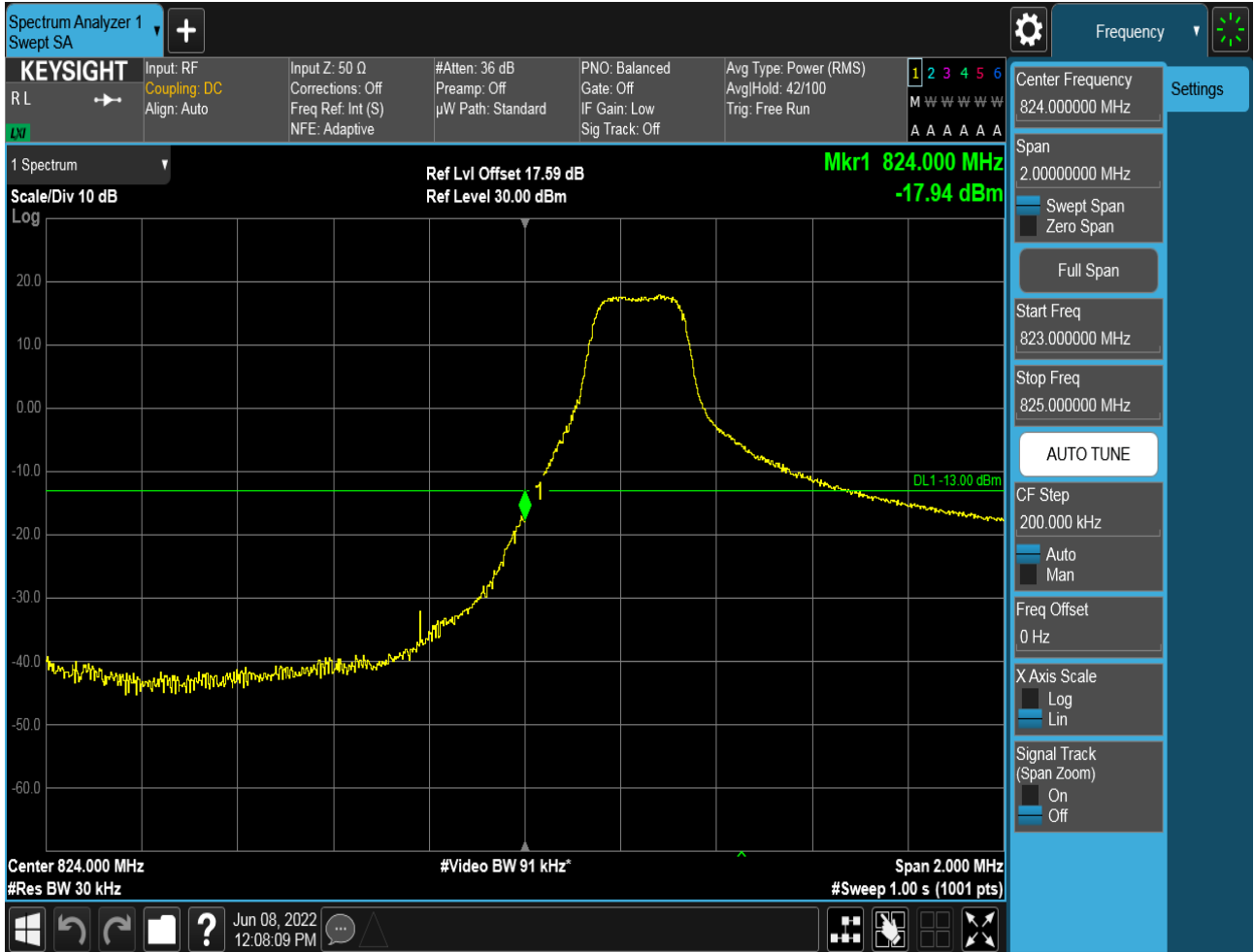
5.1.1.2.1.2.4 Test RB = RB6#0



5.1.1.2.2 Test Bandwidth = 3MHz

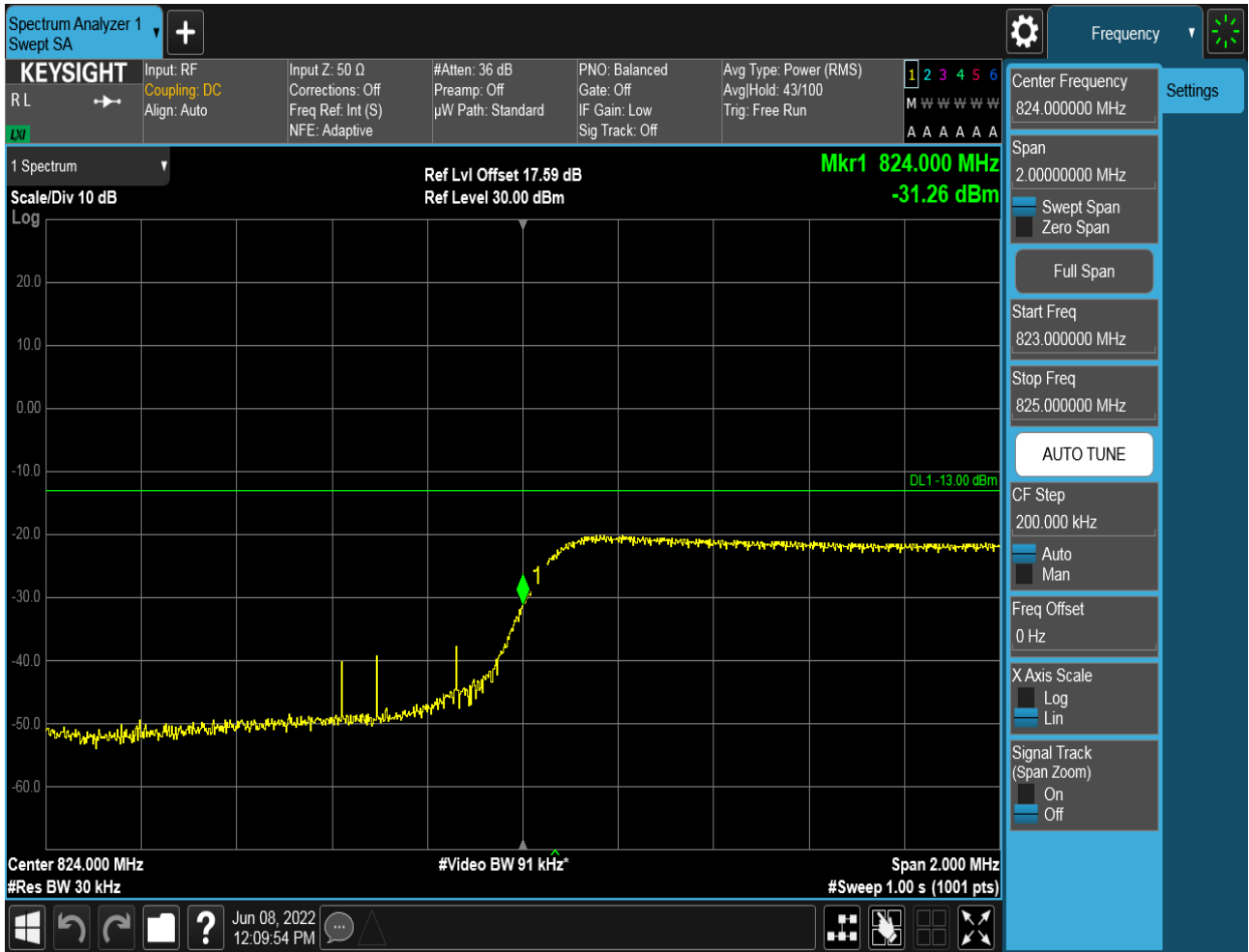
5.1.1.2.2.1 Test Channel = LCH

5.1.1.2.2.1.1 Test RB = RB1#0



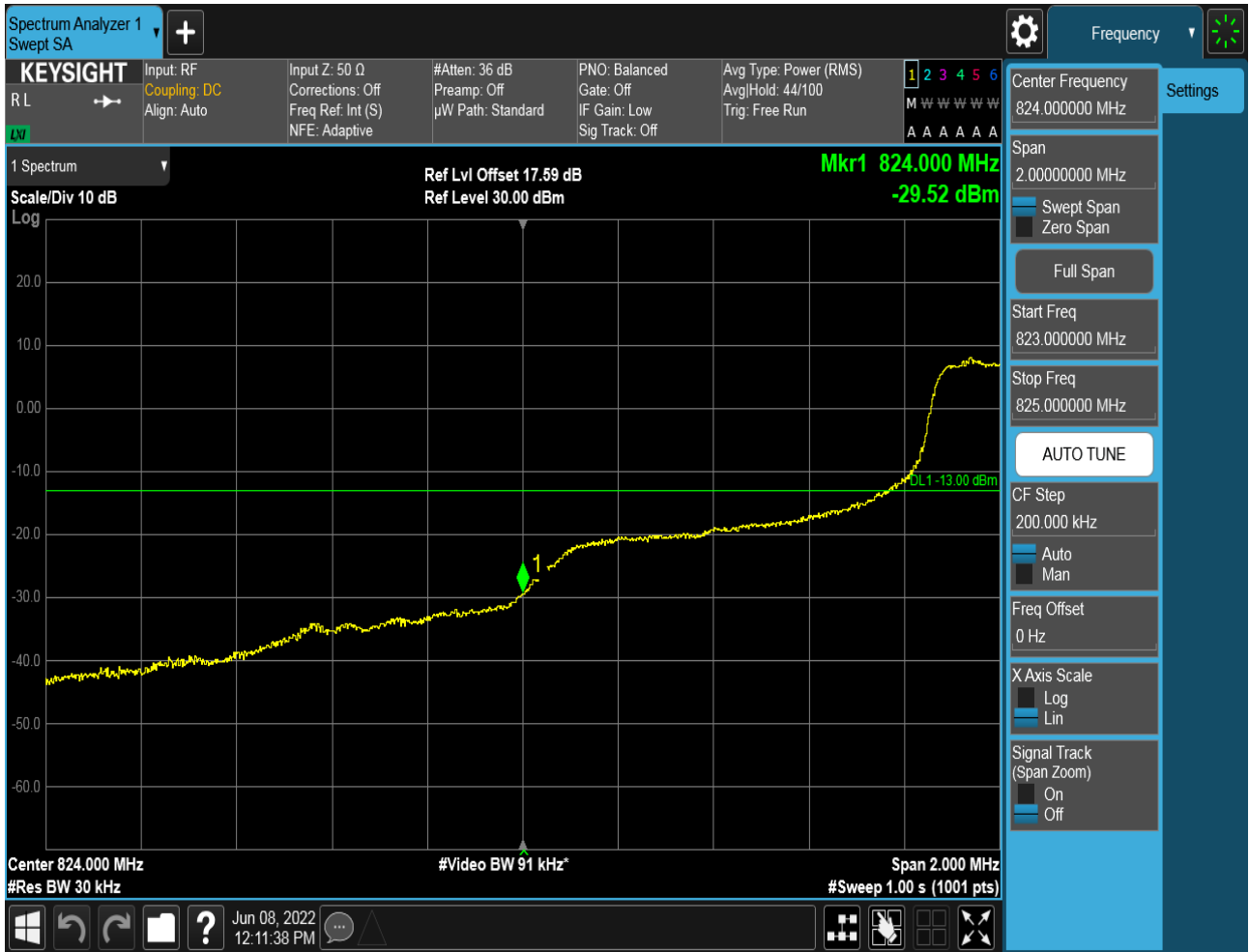


5.1.1.2.2.1.2 Test RB = RB1#14



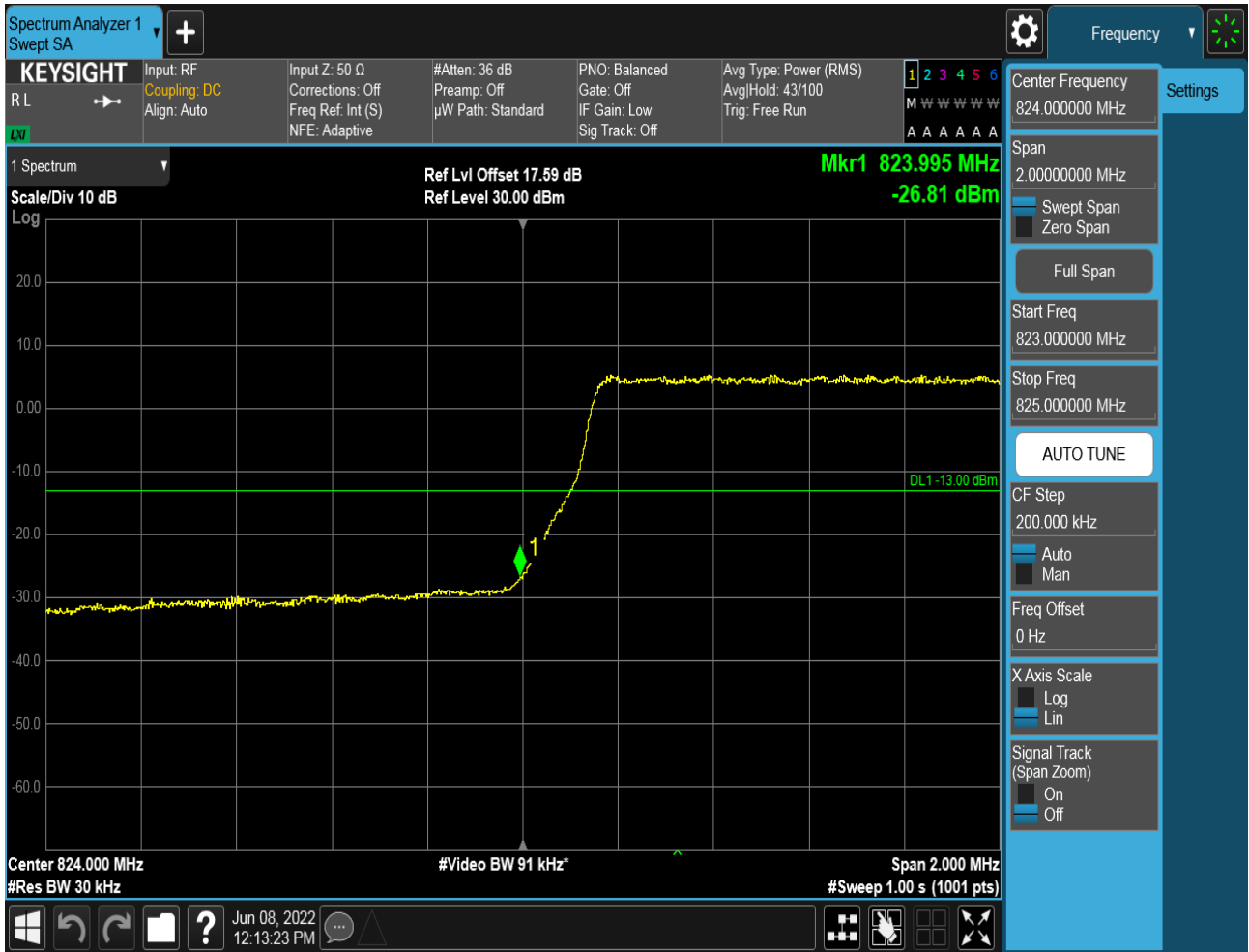


5.1.1.2.2.1.3 Test RB = RB8#4





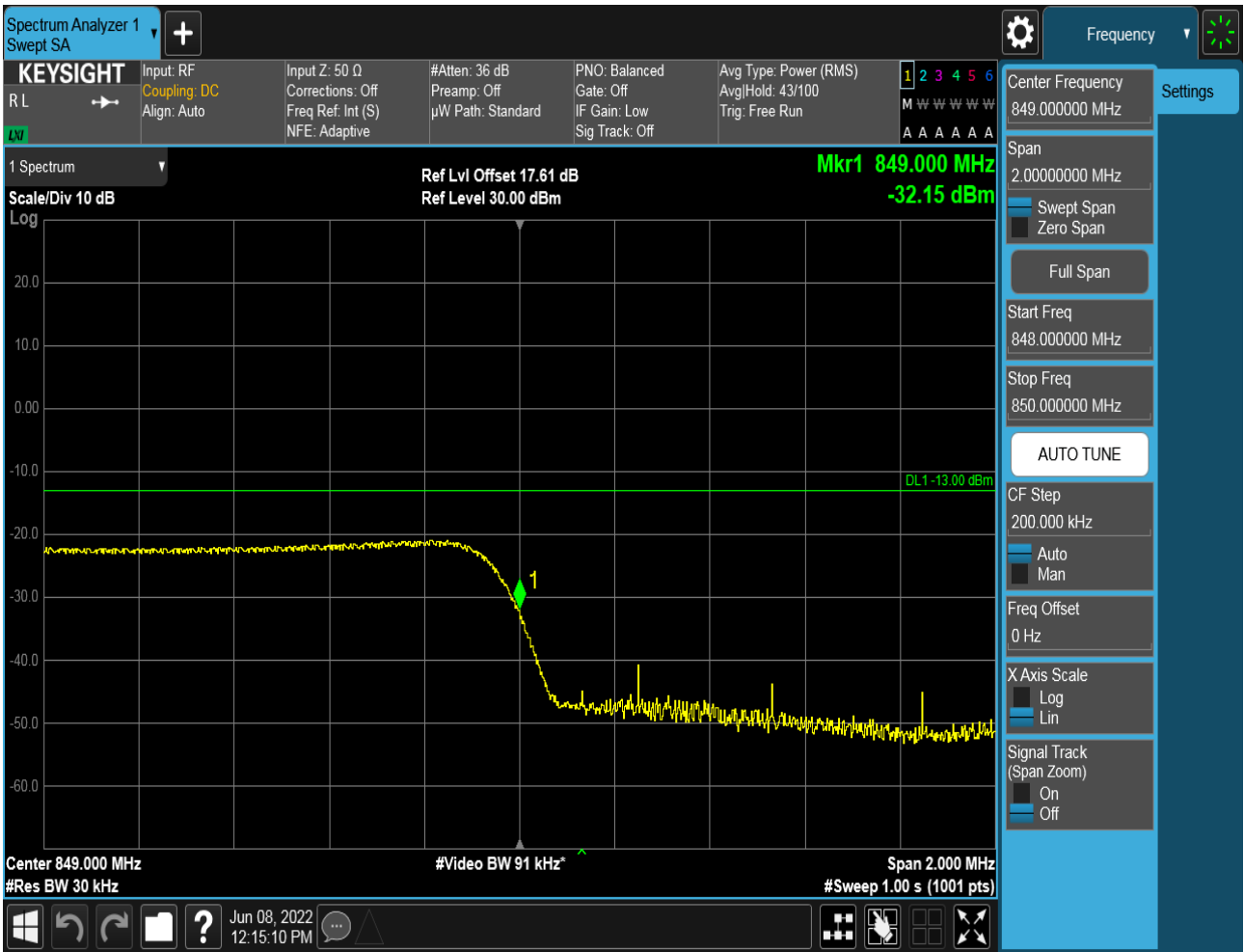
5.1.1.2.2.1.4 Test RB = RB15#0



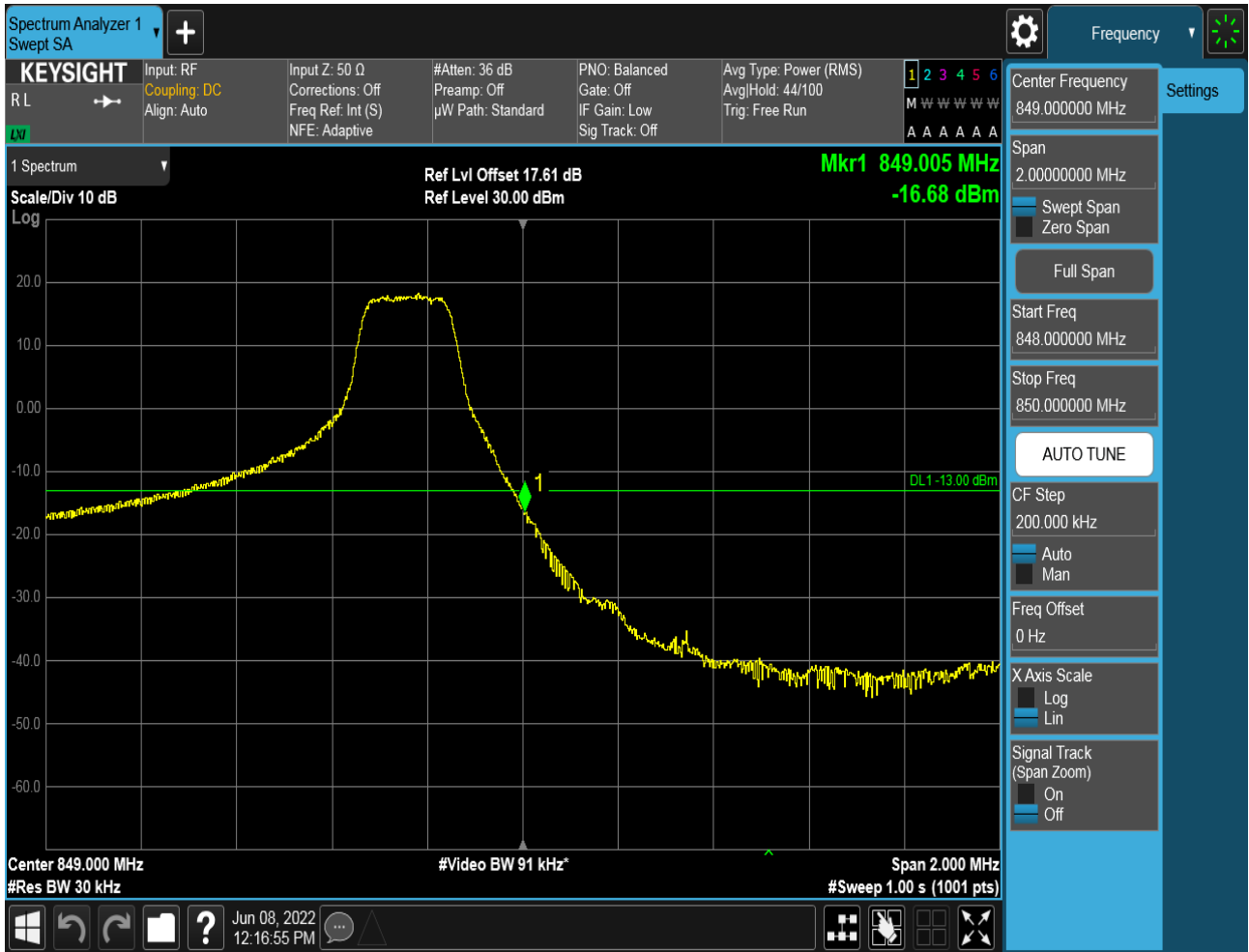


5.1.1.2.2.2 Test Channel = HCH

5.1.1.2.2.2.1 Test RB = RB1#0



5.1.1.2.2.2 Test RB = RB1#14





5.1.1.2.2.3 Test RB = RB8#4





5.1.1.2.2.4 Test RB = RB15#0

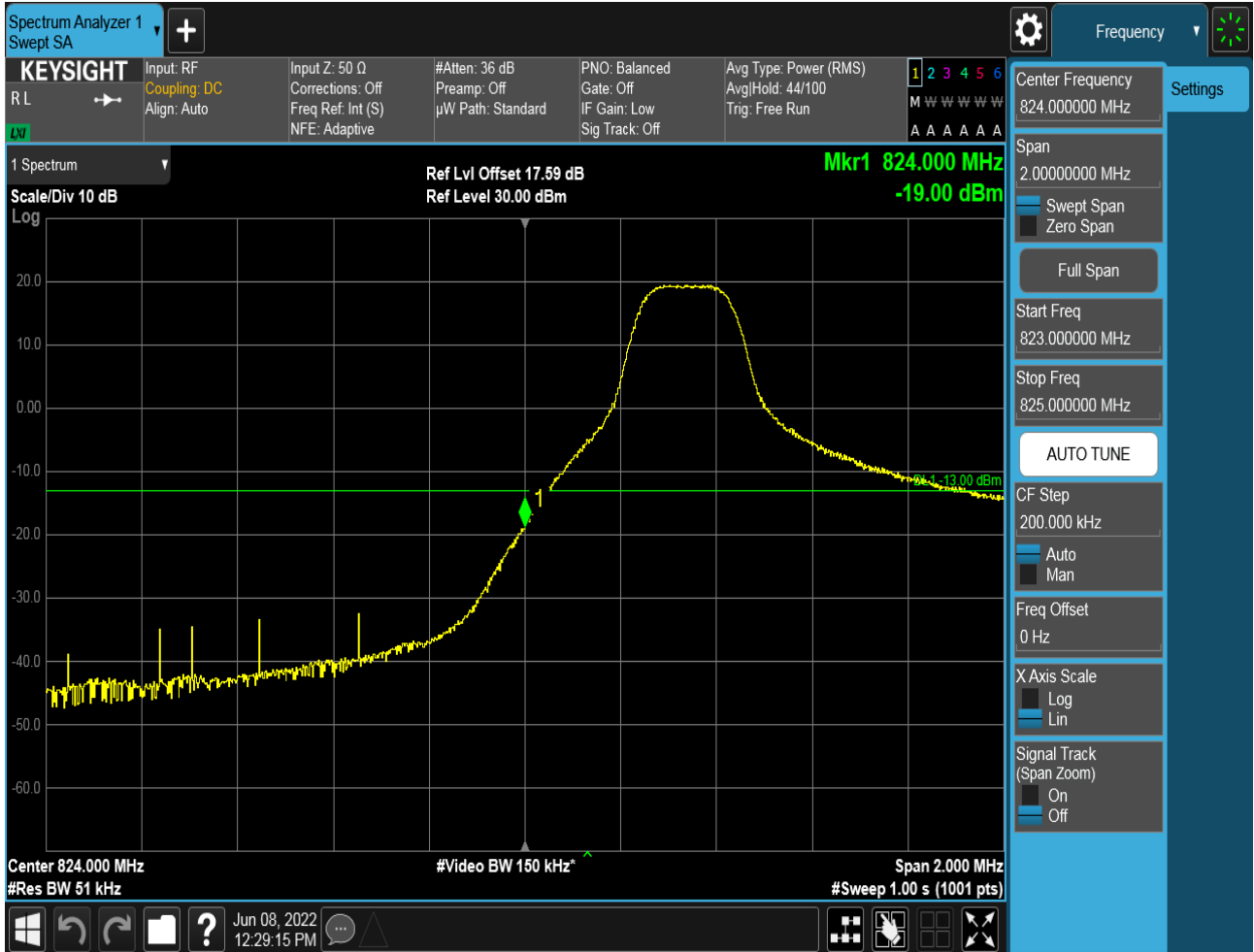




5.1.1.2.3 Test Bandwidth = 5MHz

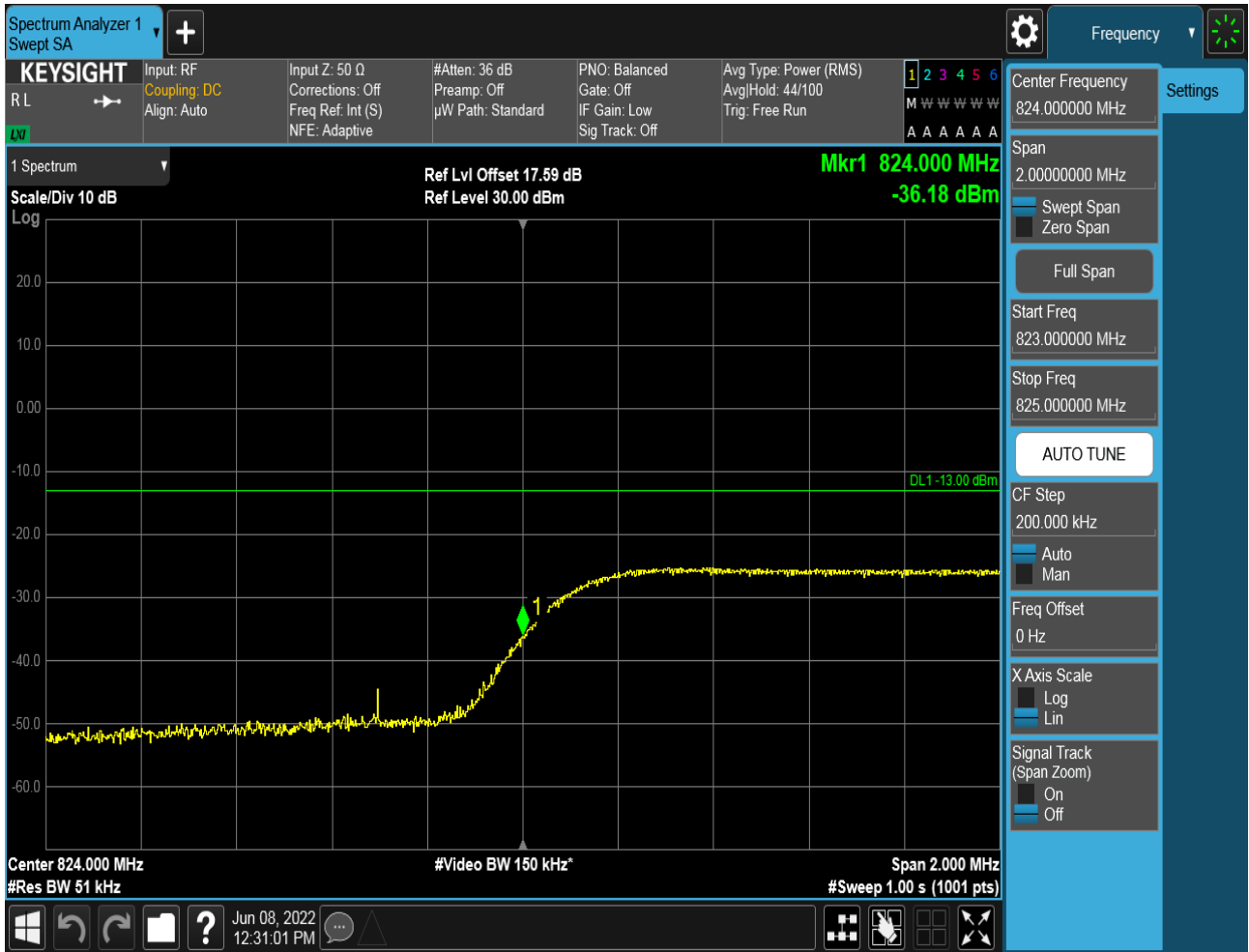
5.1.1.2.3.1 Test Channel = LCH

5.1.1.2.3.1.1 Test RB = RB1#0





5.1.1.2.3.1.2 Test RB = RB1#24



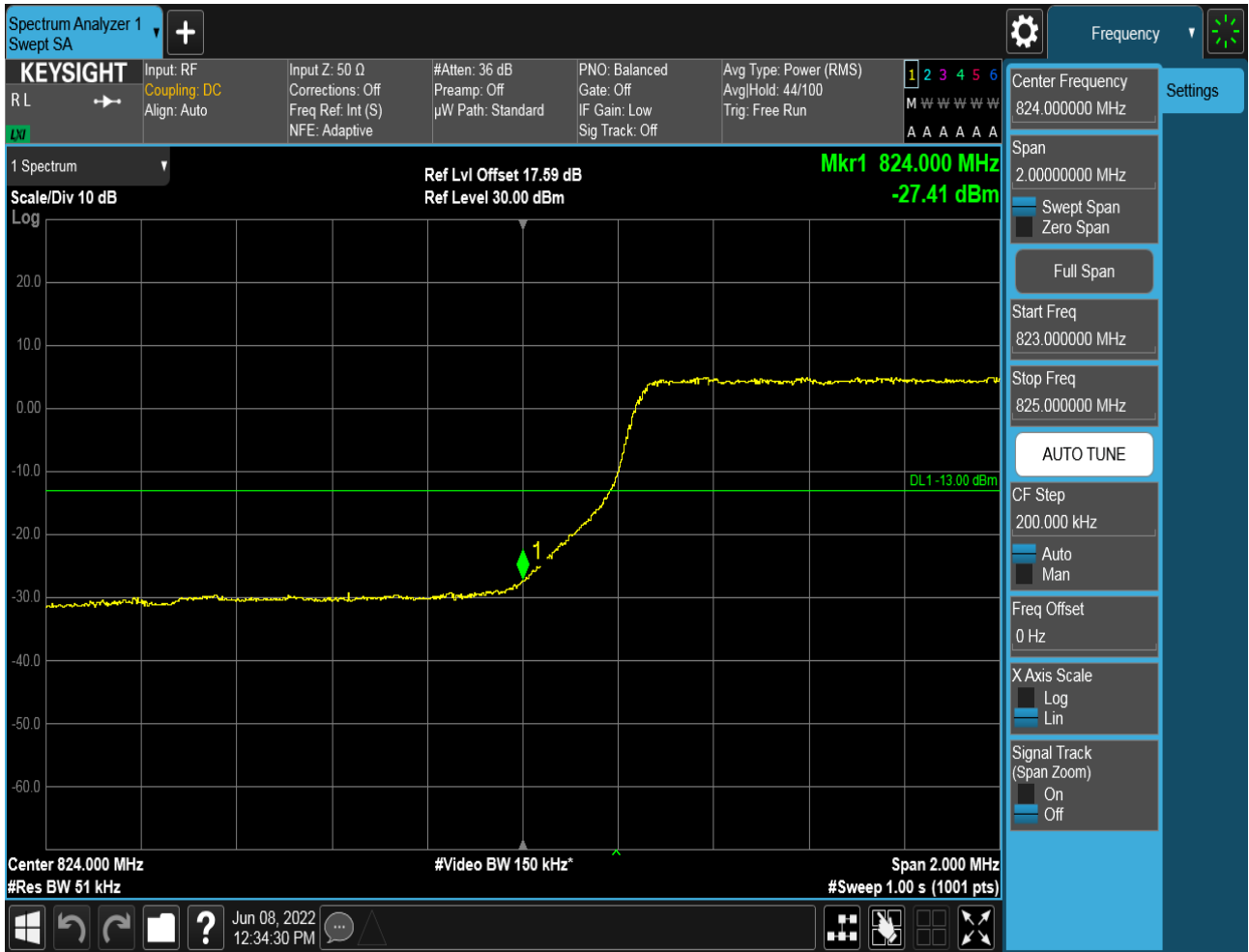


5.1.1.2.3.1.3 Test RB = RB12#6





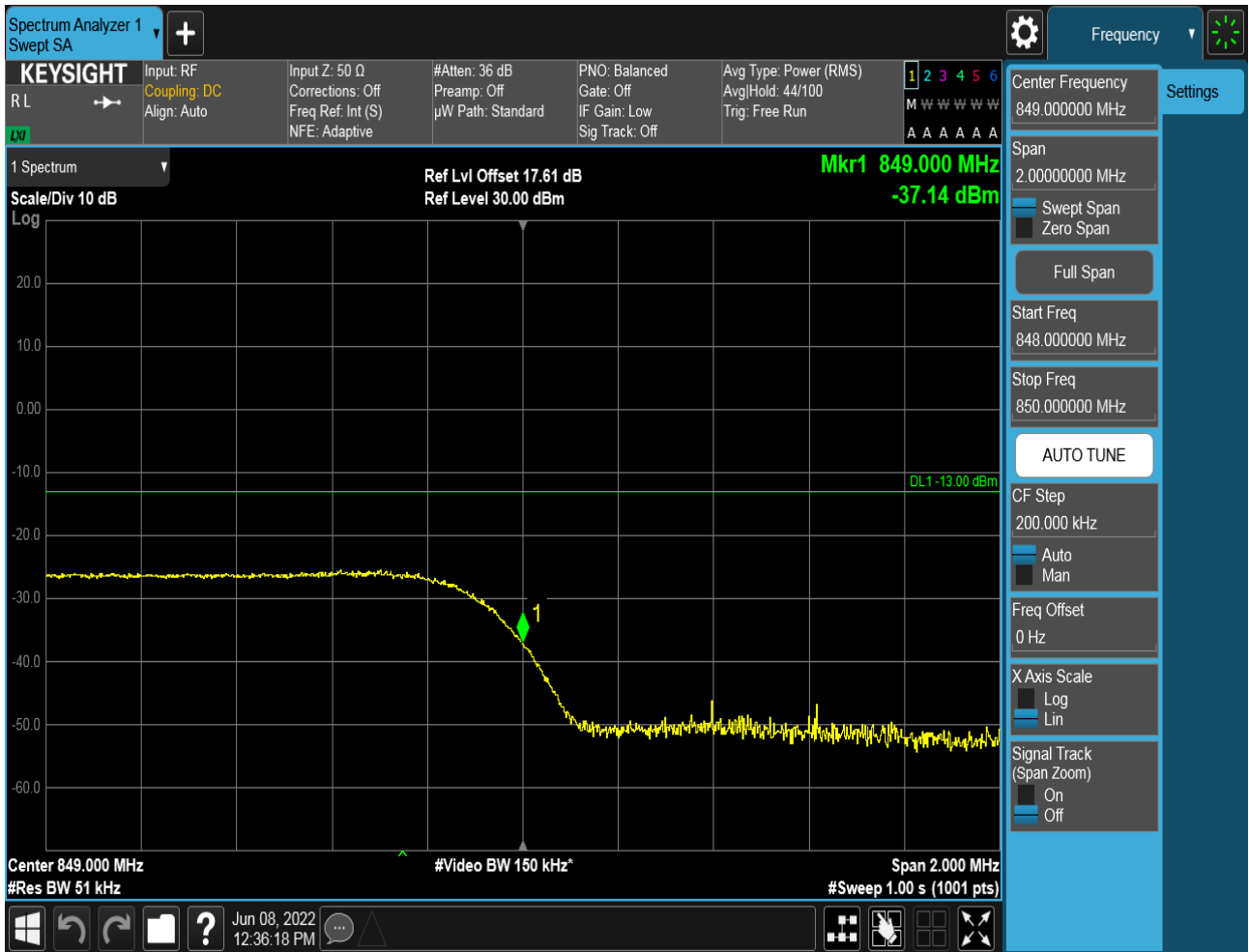
5.1.1.2.3.1.4 Test RB = RB25#0



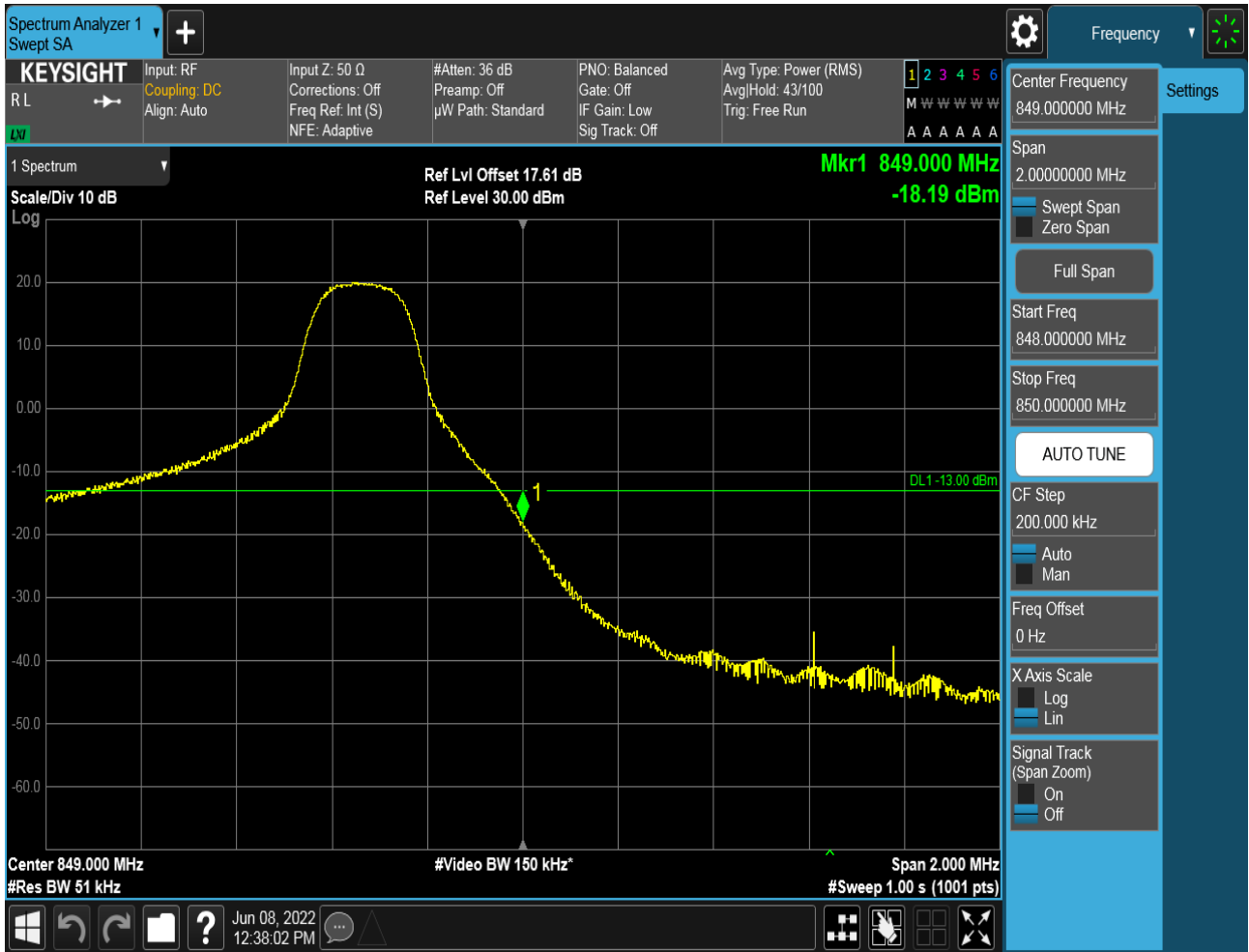


5.1.1.2.3.2 Test Channel = HCH

5.1.1.2.3.2.1 Test RB = RB1#0



5.1.1.2.3.2.2 Test RB = RB1#24





5.1.1.2.3.2.3 Test RB = RB12#6





5.1.1.2.3.2.4 Test RB = RB25#0

