



Appendix for 2.4G WLAN(Conducted)



1 Appendix A: DTS (6 dB) Bandwidth

1.1 Test Result

1.1.1 11b20SISO

Test Mode	Channel	Antenna	DTS BW [MHz]	FL[MHz]	FH[MHz]	Limit[MHz]	Verdict
11b20SISO	2412	Ant1	8.05	2407.98	2416.03	≥ 0.5	PASS
	2437	Ant1	8.05	2432.98	2441.03	≥ 0.5	PASS
	2462	Ant1	8.06	2457.97	2466.03	≥ 0.5	PASS

1.1.2 11g20SISO

Test Mode	Channel	Antenna	DTS BW [MHz]	FL[MHz]	FH[MHz]	Limit[MHz]	Verdict
11g20SISO	2412	Ant1	16.35	2403.83	2420.18	≥ 0.5	PASS
	2437	Ant1	16.37	2428.82	2445.19	≥ 0.5	PASS
	2462	Ant1	16.38	2453.81	2470.19	≥ 0.5	PASS

1.1.3 11n20SISO

Test Mode	Channel	Antenna	DTS BW [MHz]	FL[MHz]	FH[MHz]	Limit[MHz]	Verdict
11n20SISO	2412	Ant1	17.59	2403.21	2420.8	≥ 0.5	PASS
	2437	Ant1	17.6	2428.21	2445.8	≥ 0.5	PASS
	2462	Ant1	17.6	2453.2	2470.8	≥ 0.5	PASS

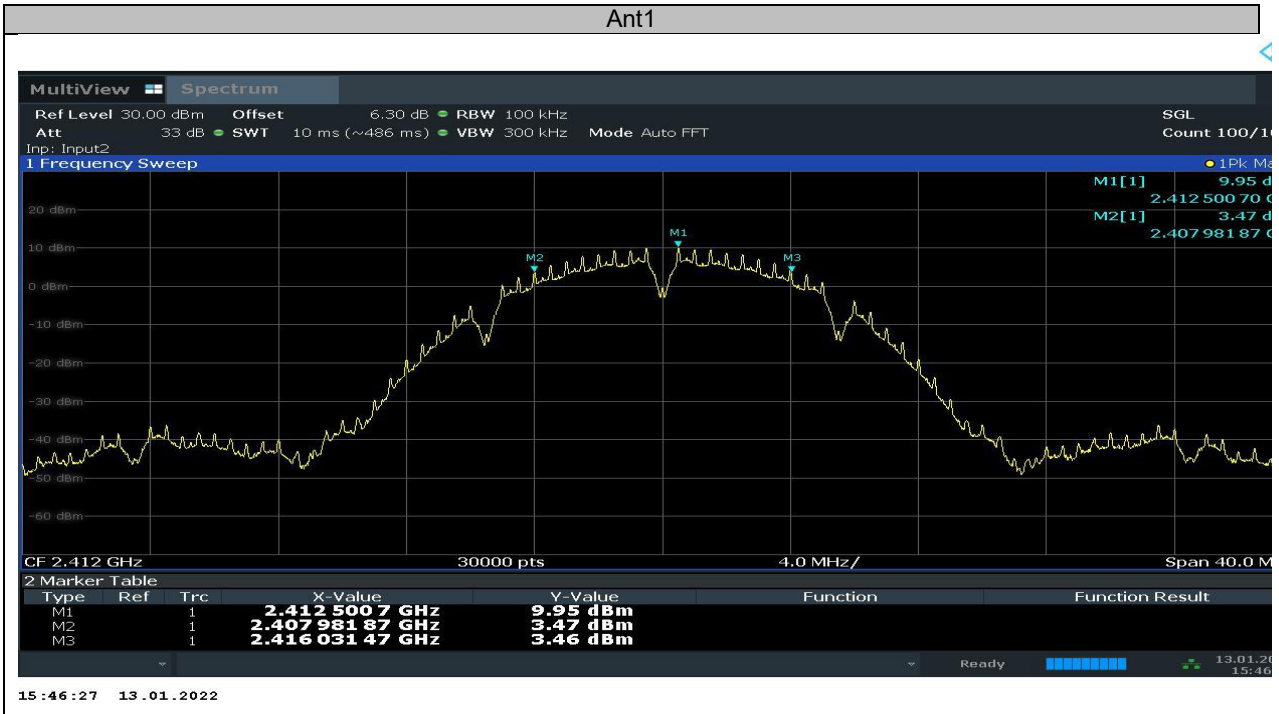
1.1.4 11n40SISO

Test Mode	Channel	Antenna	DTS BW [MHz]	FL[MHz]	FH[MHz]	Limit[MHz]	Verdict
11n40SISO	2422	Ant1	35.81	2404.1	2439.9	≥ 0.5	PASS
	2437	Ant1	35.65	2419.1	2454.9	≥ 0.5	PASS
	2452	Ant1	35.81	2434.1	2469.8	≥ 0.5	PASS

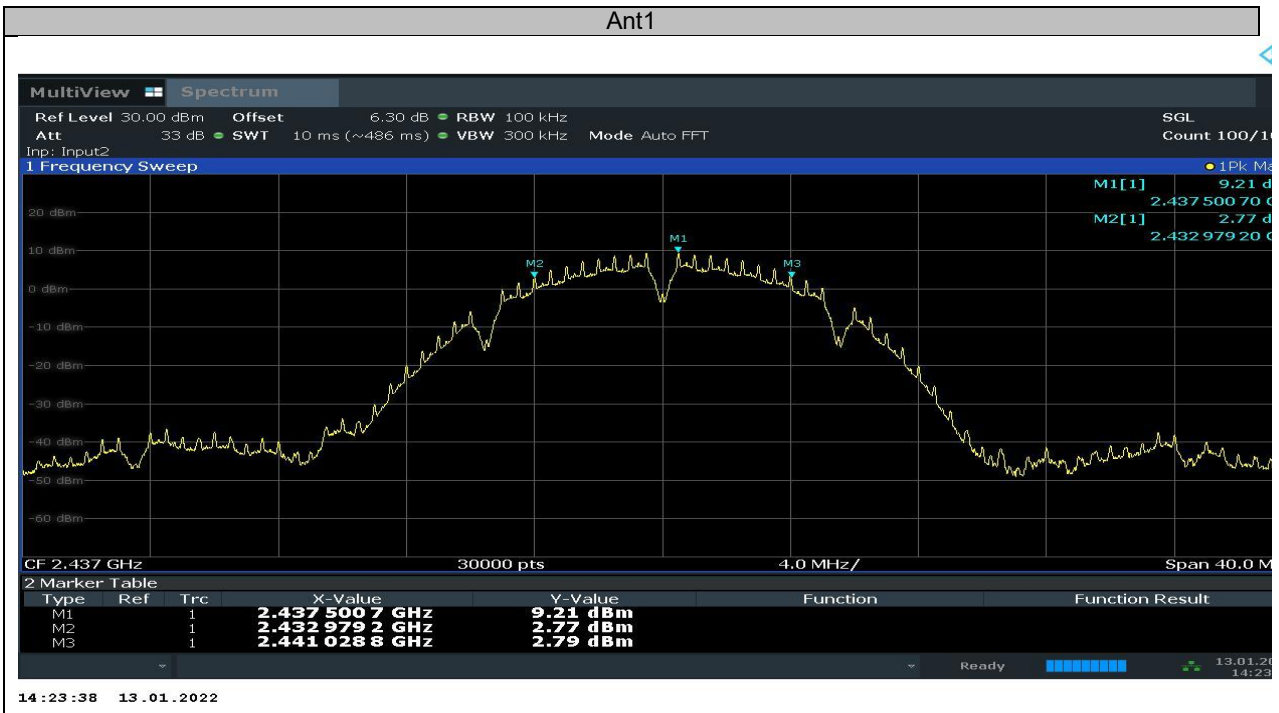


1.2 Test Graphs

1.2.1 11b20SISO_2412

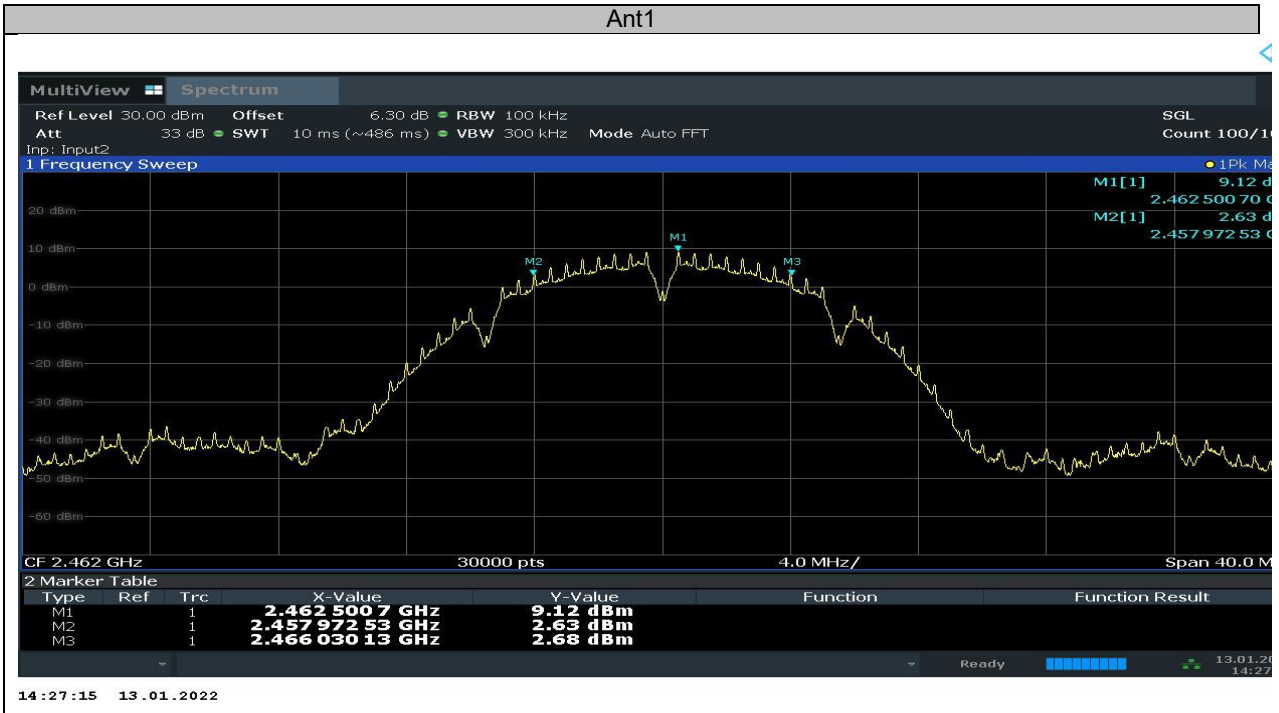


1.2.2 11b20SISO_2437

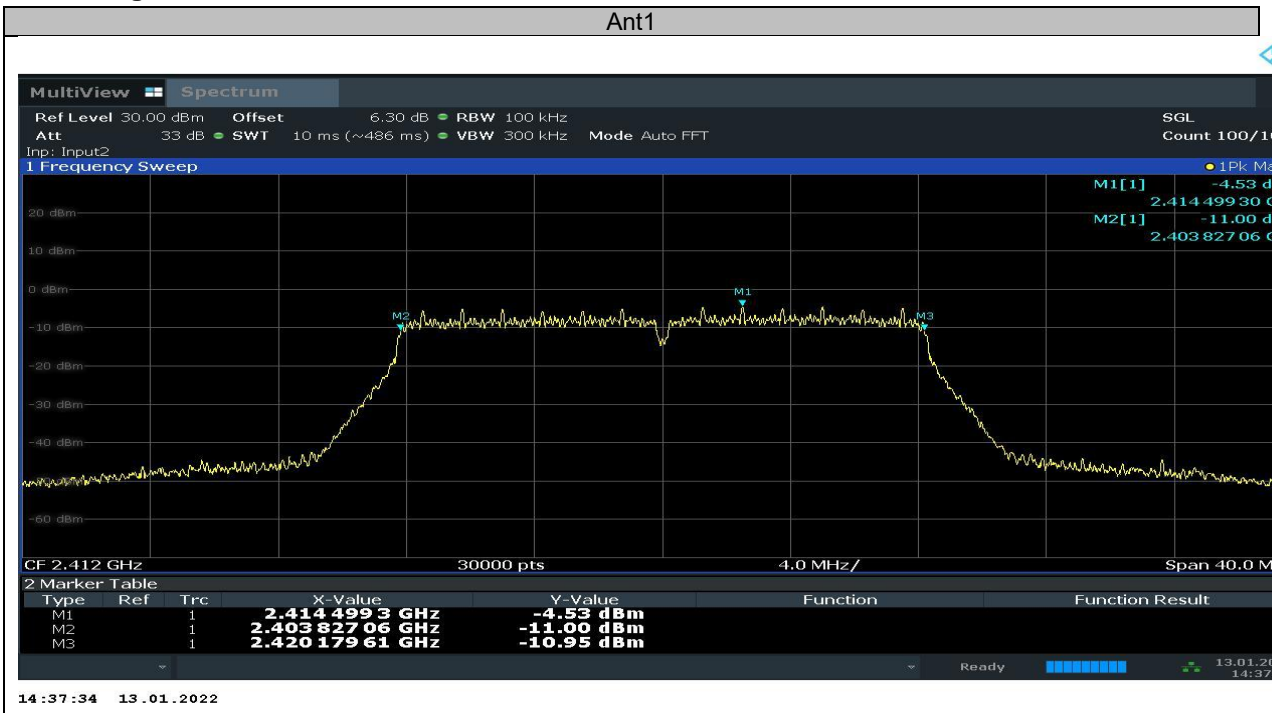




1.2.3 11b20SISO_2462

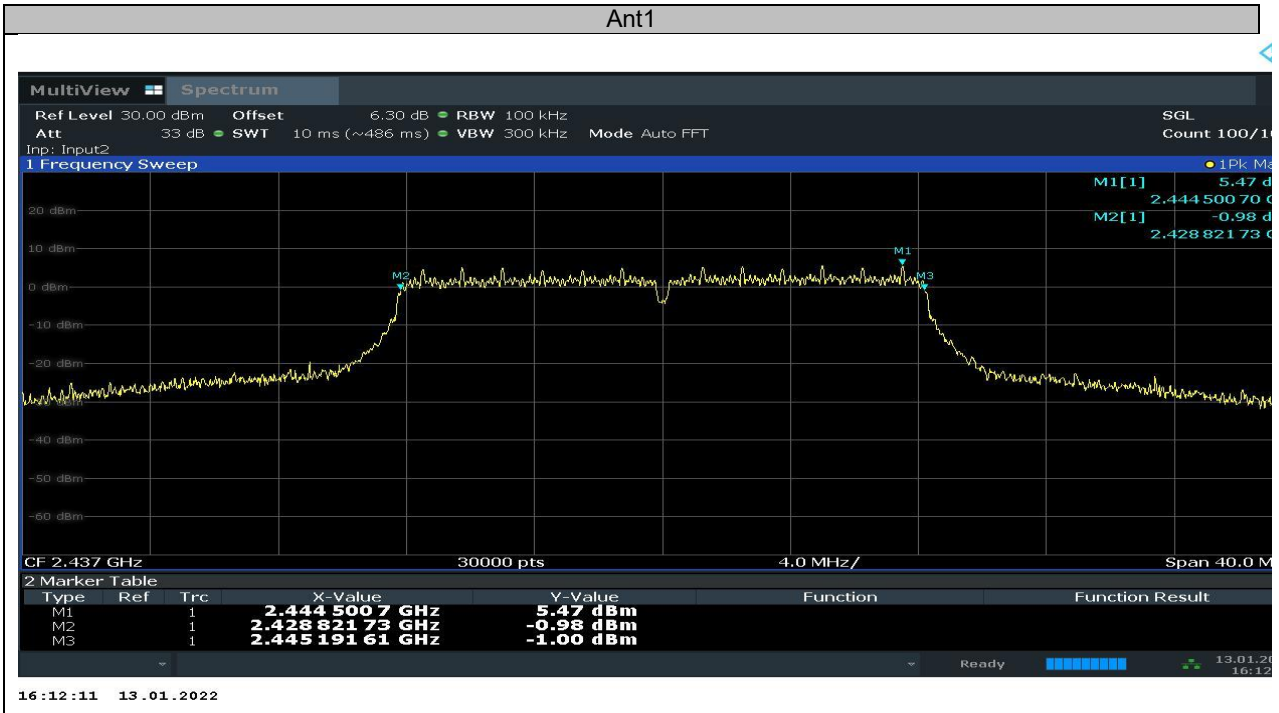


1.2.4 11g20SISO_2412

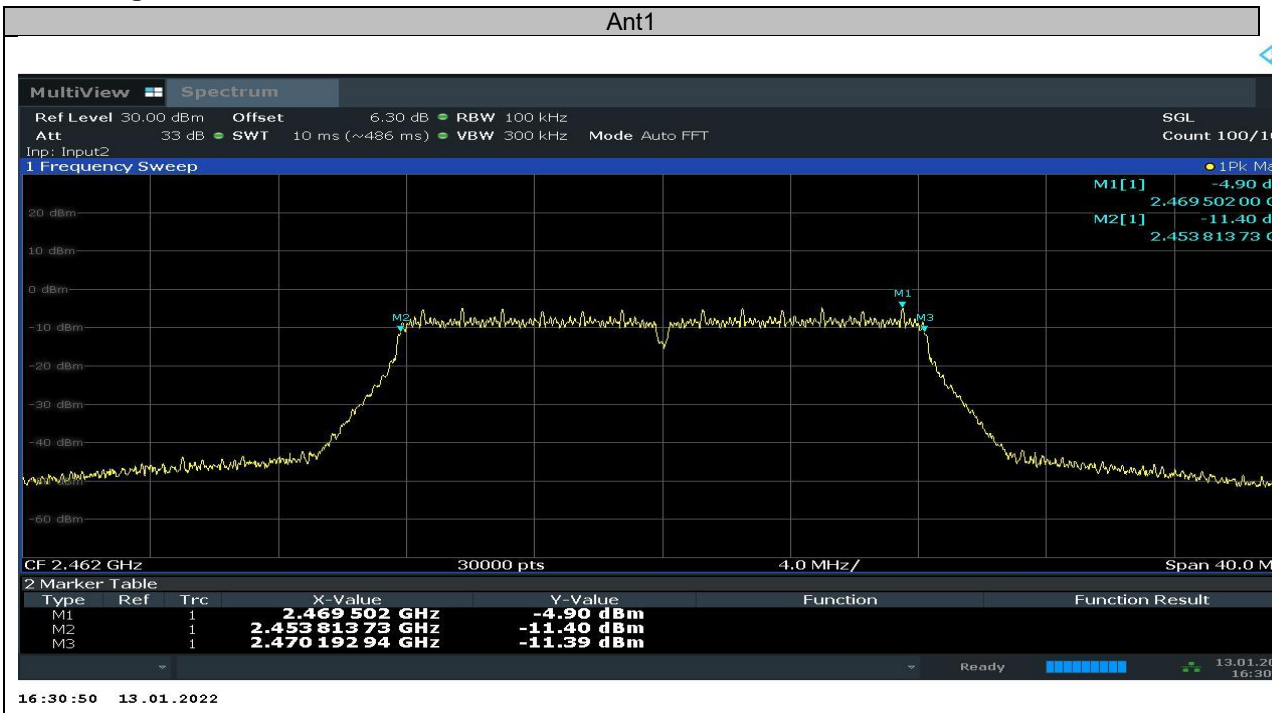




1.2.5 11g20SISO_2437

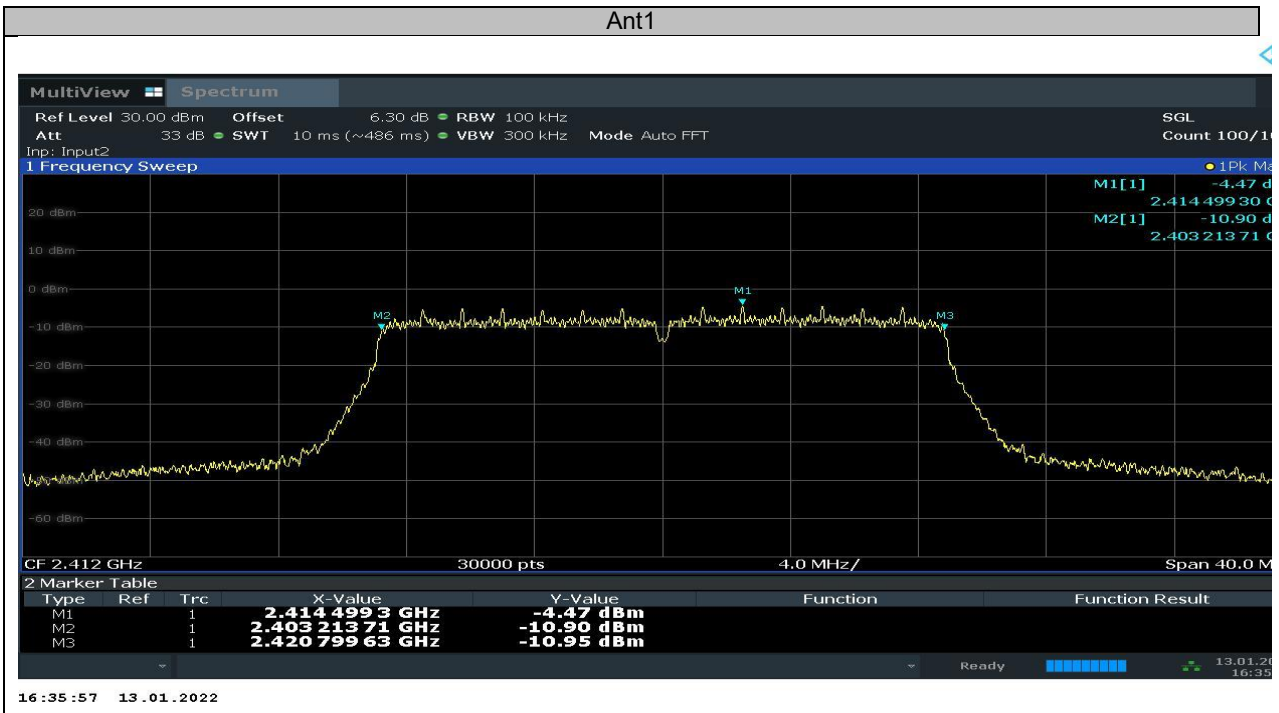


1.2.6 11g20SISO_2462

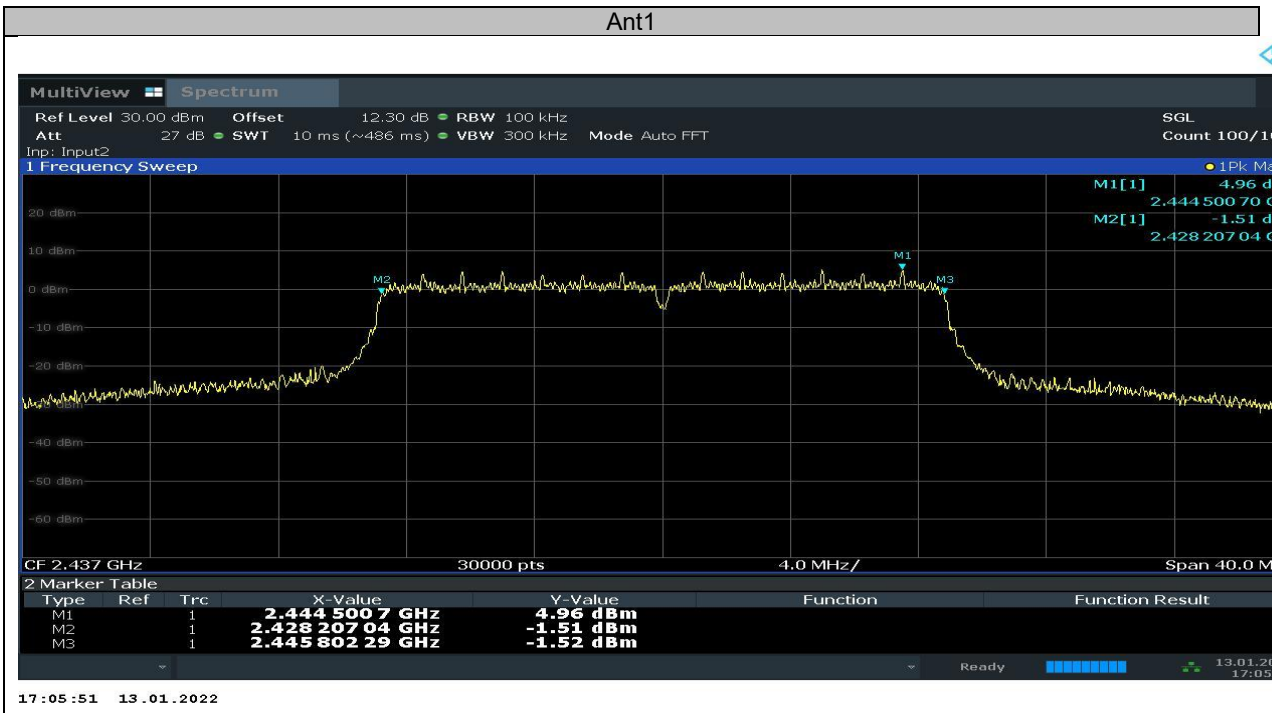




1.2.7 11n20SISO_2412

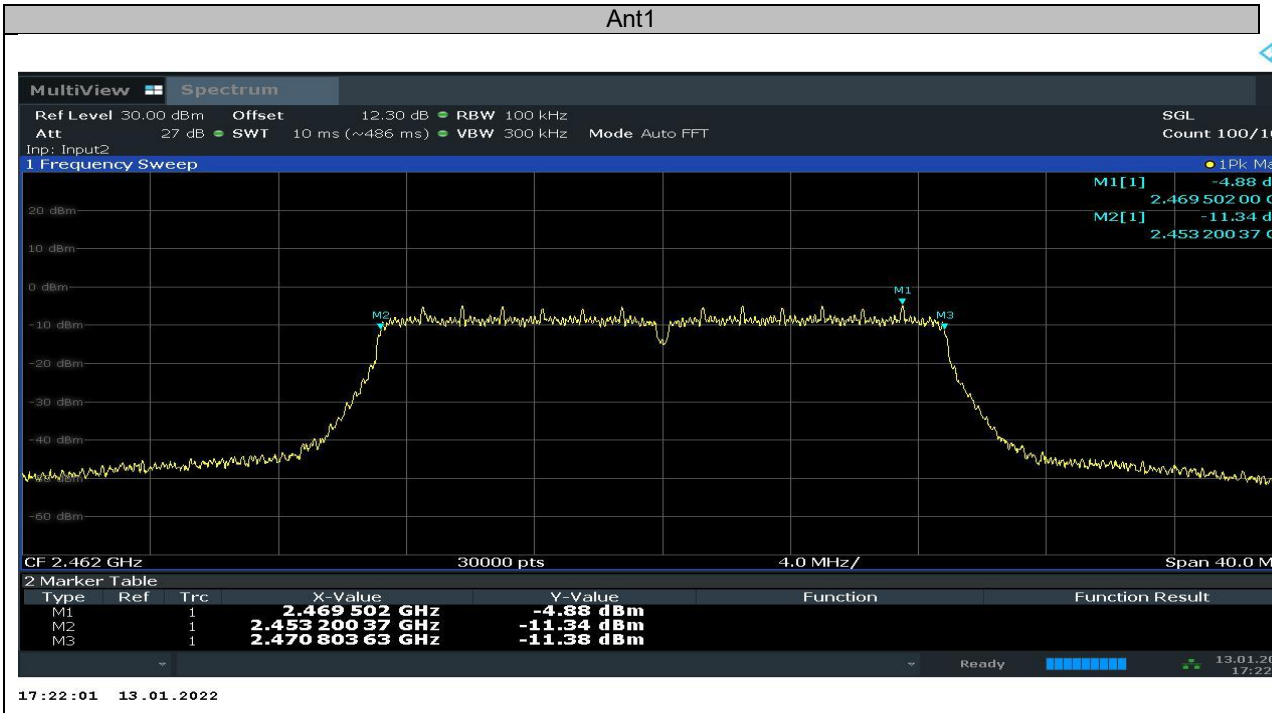


1.2.8 11n20SISO_2437

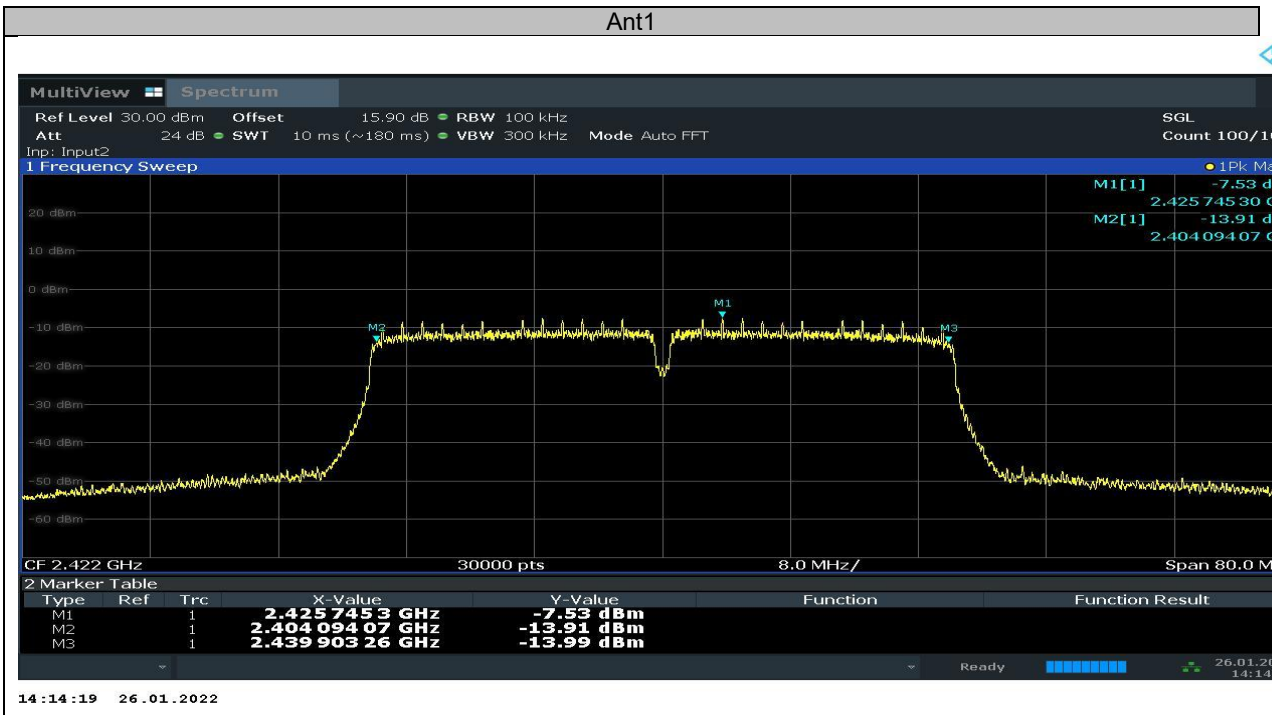




1.2.9 11n20SISO_2462

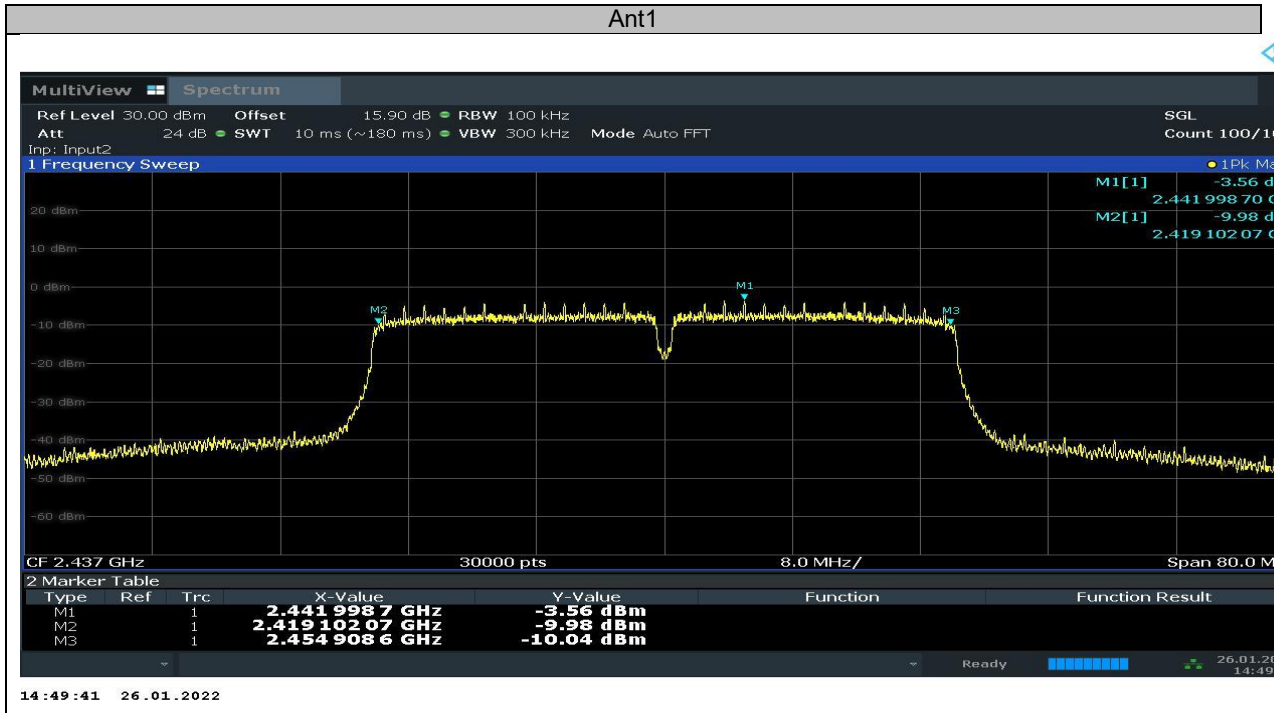


1.2.10 11n40SISO_2422

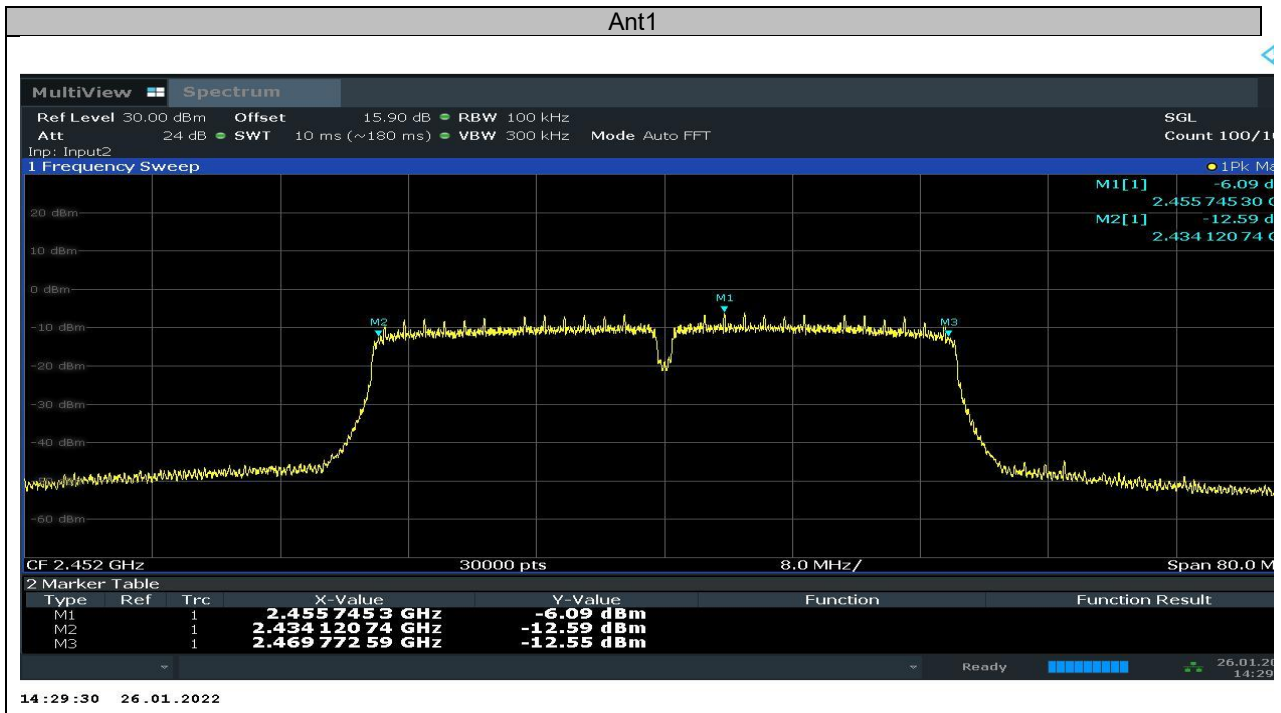




1.2.11 11n40SISO_2437



1.2.12 11n40SISO_2452





2 Appendix B: Occupied Channel Bandwidth

2.1 Test Result

2.1.1 11b20SISO

Test Mode	Channel	Antenna	OCB [MHz]	FL[MHz]	FH[MHz]	Limit[MHz]	Verdict
11b20SISO	2412	Ant1	11.84	2406.11	2417.99	---	PASS
	2437	Ant1	11.78	2431.17	2442.98	---	PASS
	2462	Ant1	11.84	2456.1	2467.96	---	PASS

2.1.2 11g20SISO

Test Mode	Channel	Antenna	OCB [MHz]	FL[MHz]	FH[MHz]	Limit[MHz]	Verdict
11g20SISO	2412	Ant1	16.67	2403.56	2420.5	---	PASS
	2437	Ant1	16.75	2428.45	2445.7	---	PASS
	2462	Ant1	16.72	2453.61	2470.52	---	PASS

2.1.3 11n20SISO

Test Mode	Channel	Antenna	OCB [MHz]	FL[MHz]	FH[MHz]	Limit[MHz]	Verdict
11n20SISO	2412	Ant1	17.75	2403.11	2420.89	---	PASS
	2437	Ant1	17.8	2427.98	2446.0	---	PASS
	2462	Ant1	17.76	2453.08	2470.93	---	PASS

2.1.4 11n40SISO

Test Mode	Channel	Antenna	OCB [MHz]	FL[MHz]	FH[MHz]	Limit[MHz]	Verdict
11n40SISO	2422	Ant1	36.08	2403.99	2439.96	---	PASS
	2437	Ant1	36.13	2418.89	2455.01	---	PASS
	2452	Ant1	36.05	2434.04	2469.97	---	PASS

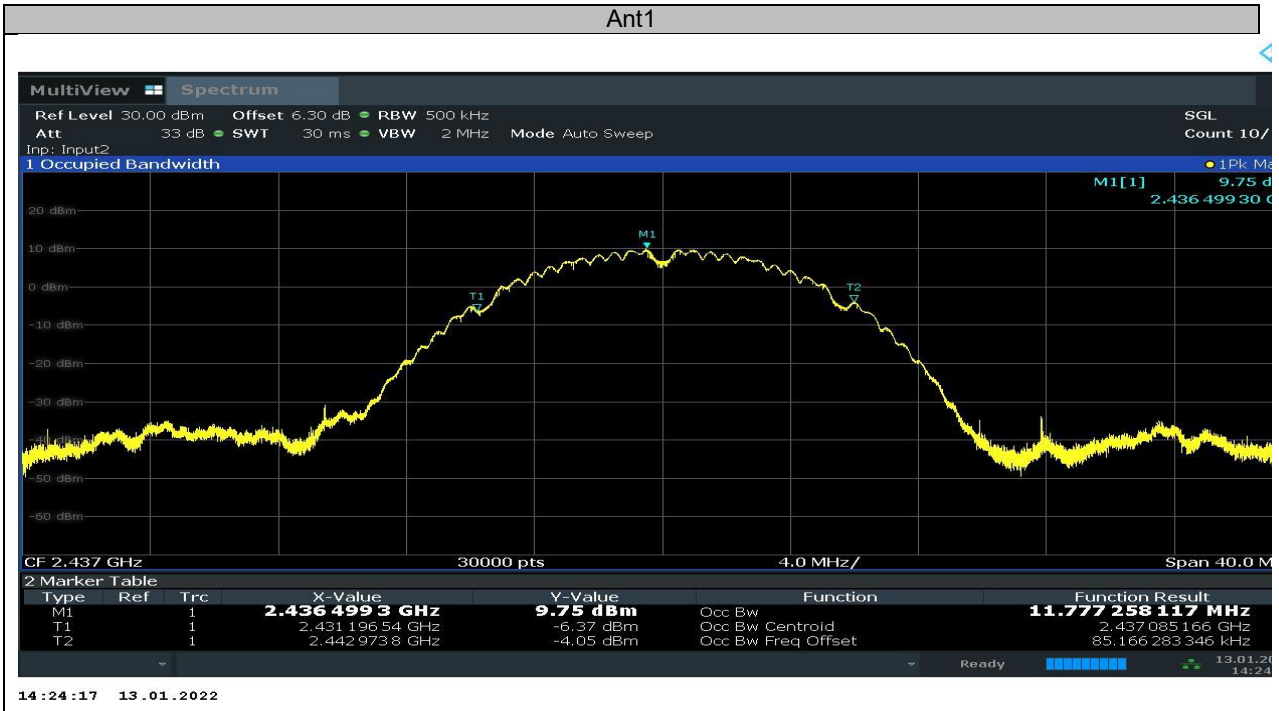


2.2 Test Graphs

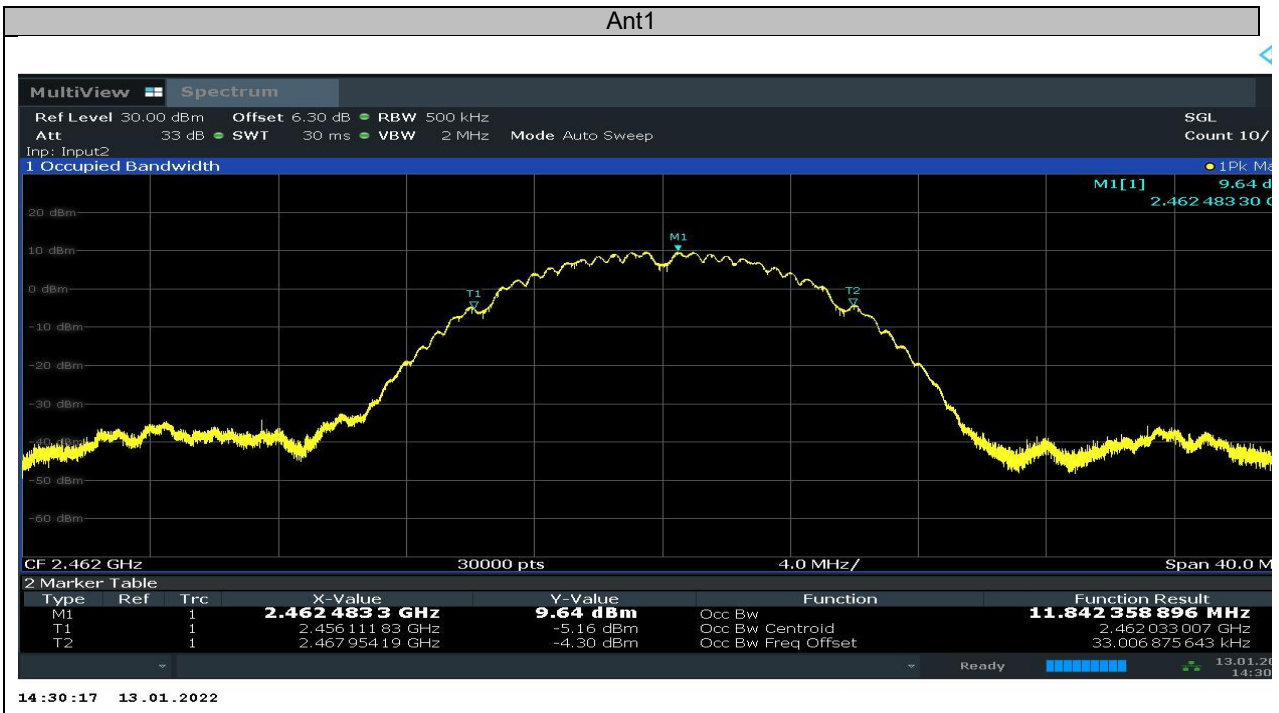
2.2.1 11b20SISO_2412



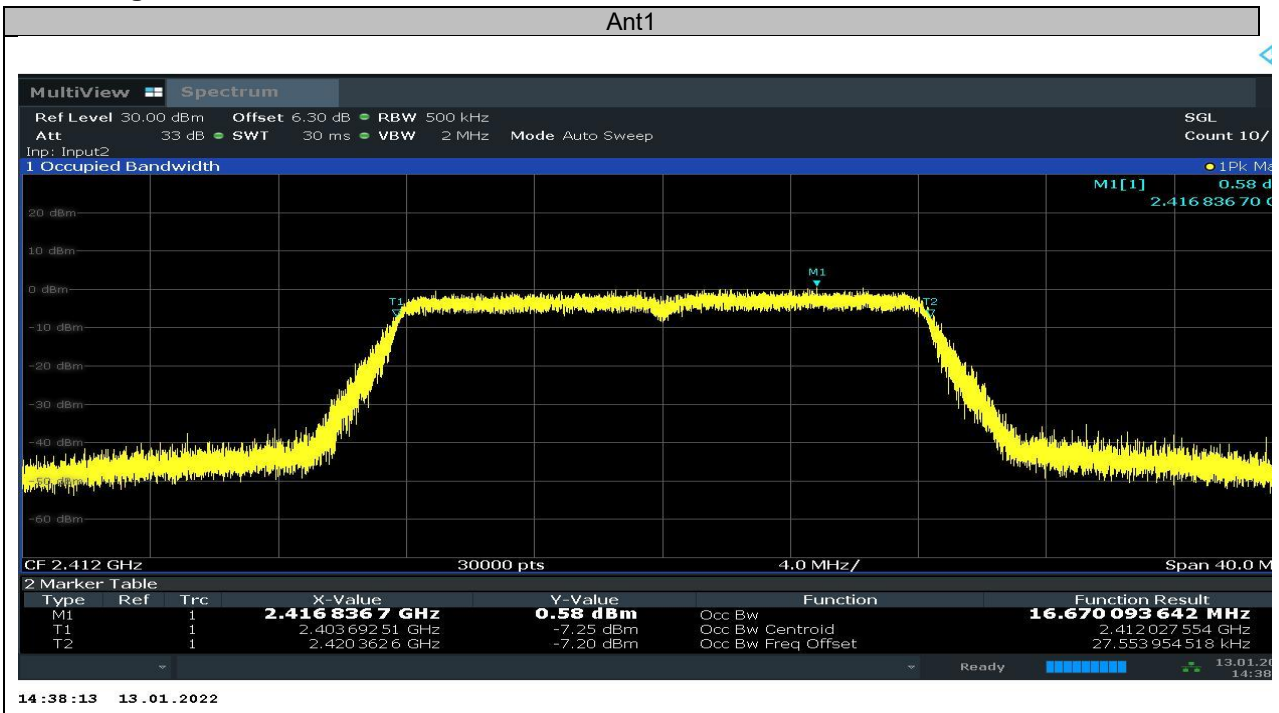
2.2.2 11b20SISO_2437



2.2.3 11b20SISO_2462

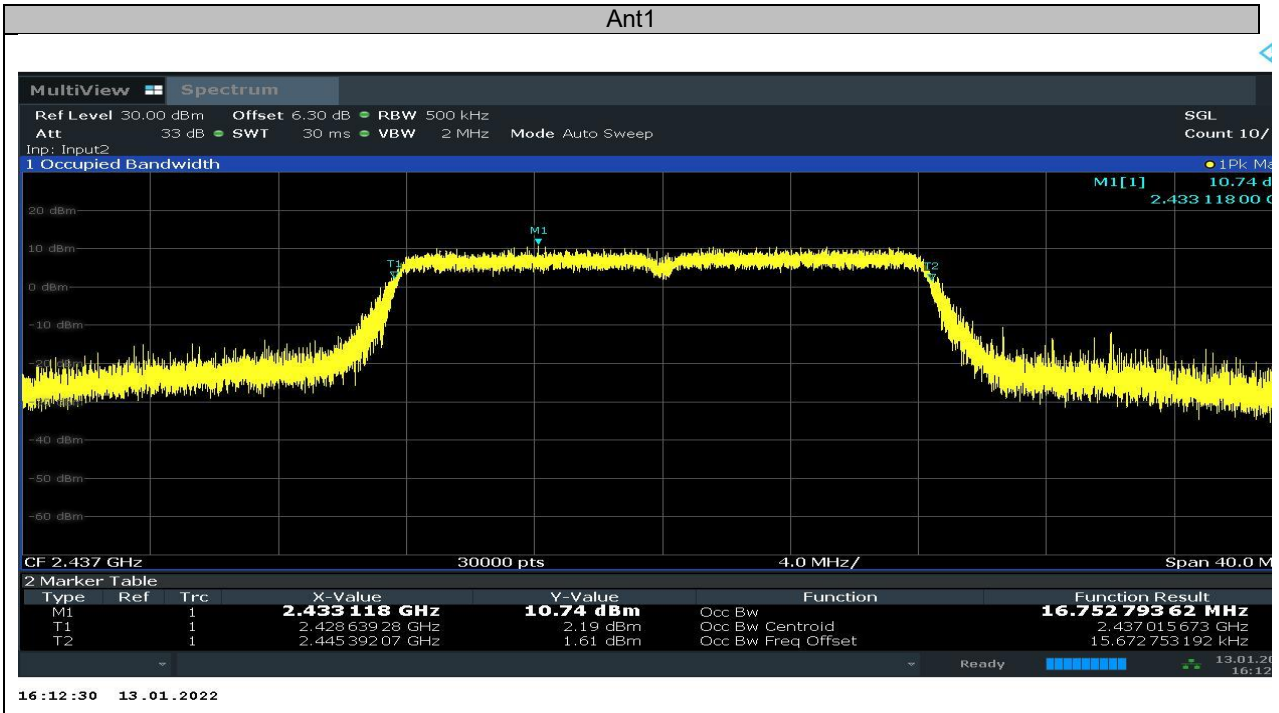


2.2.4 11g20SISO_2412

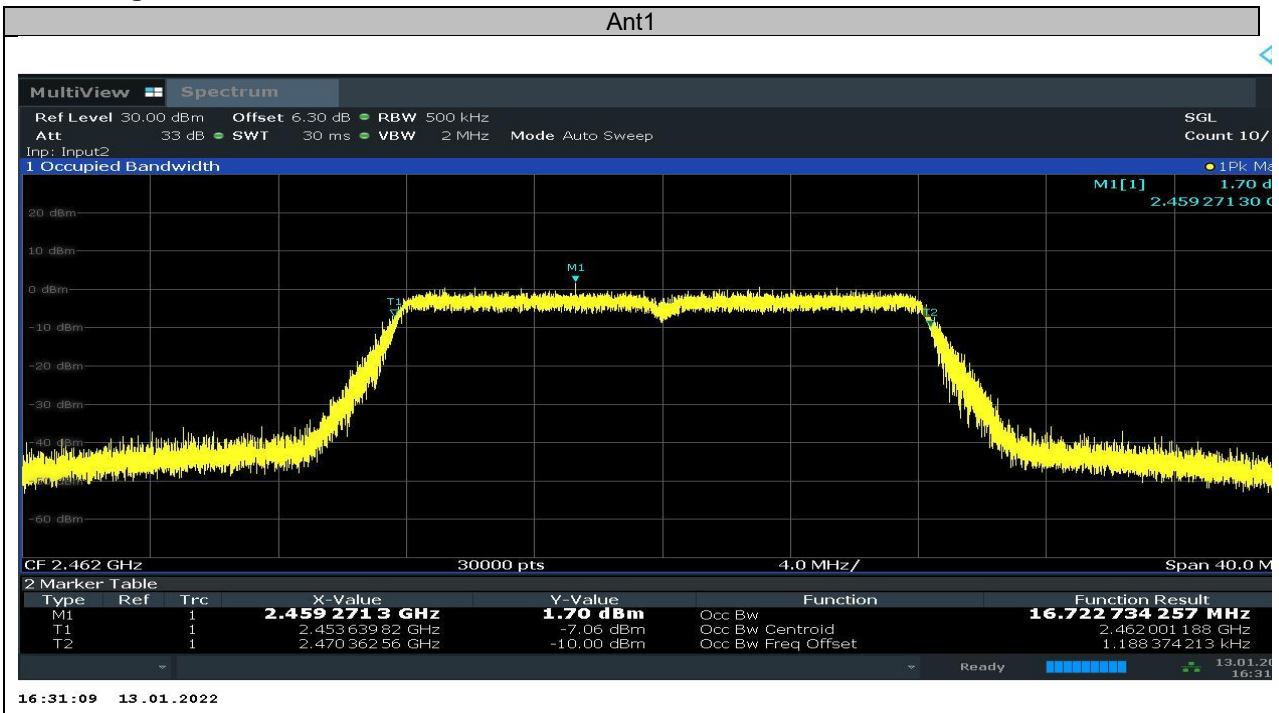




2.2.5 11g20SISO_2437

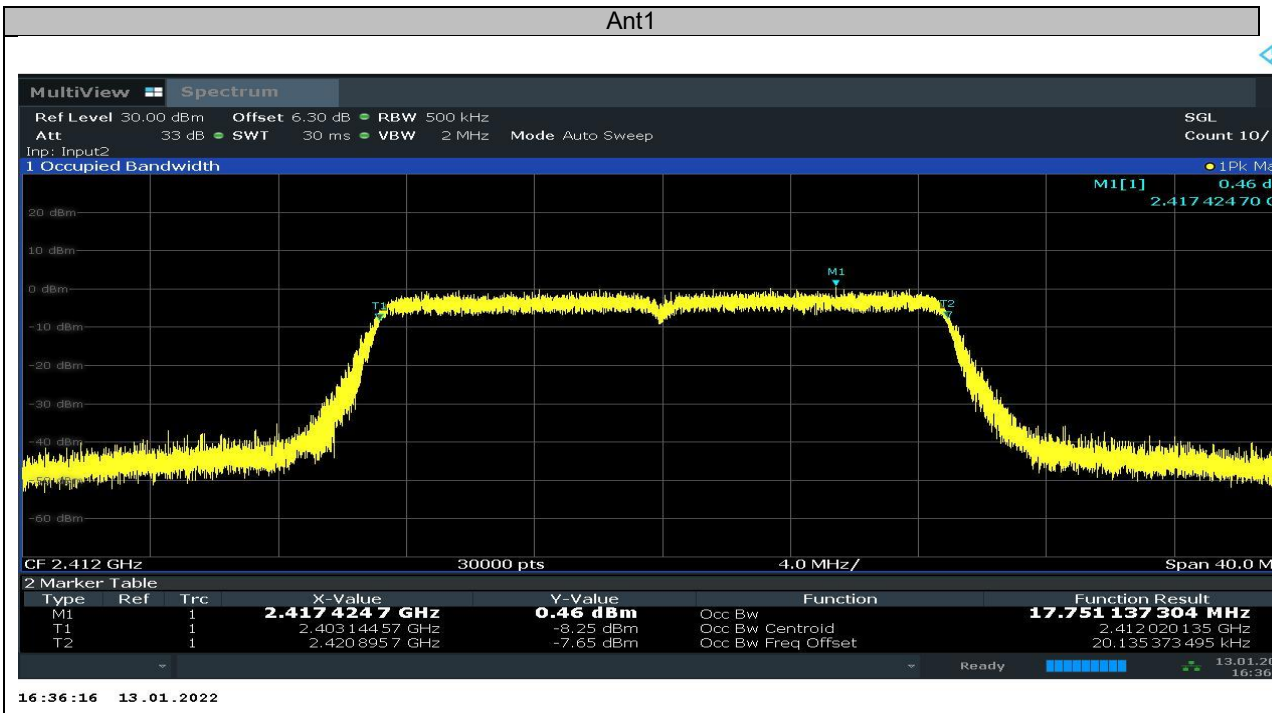


2.2.6 11g20SISO_2462

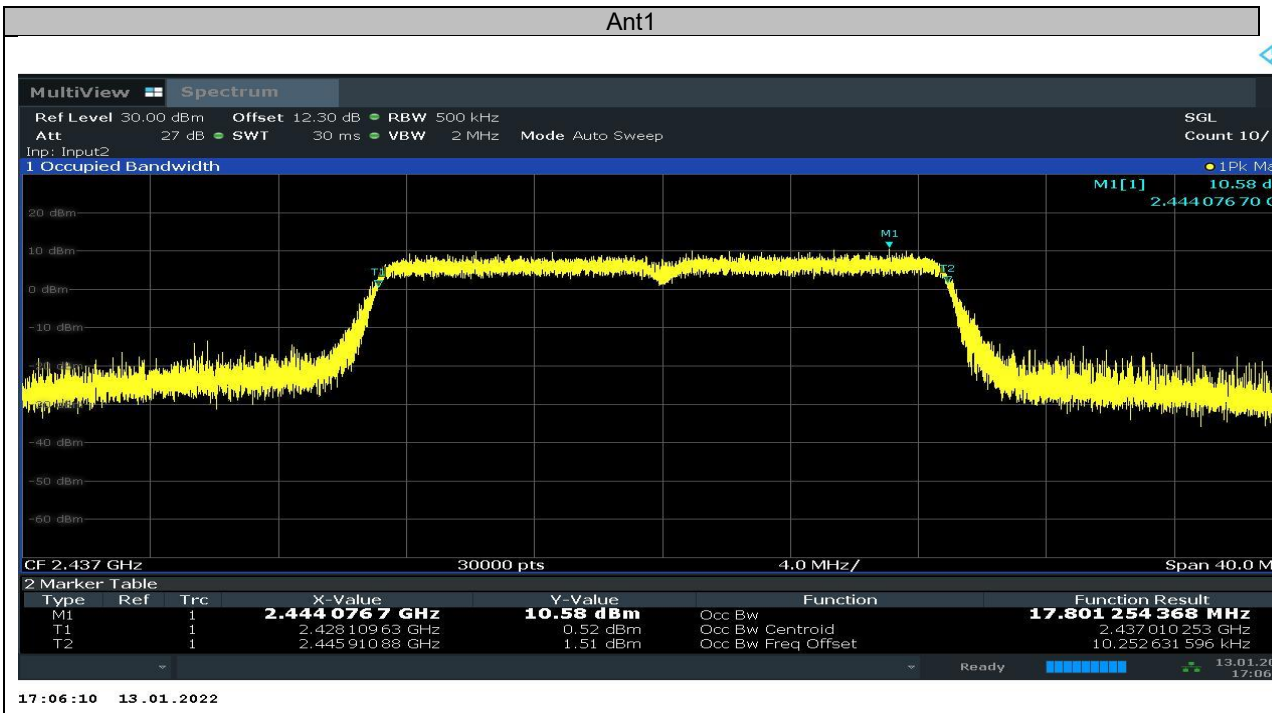




2.2.7 11n20SISO_2412

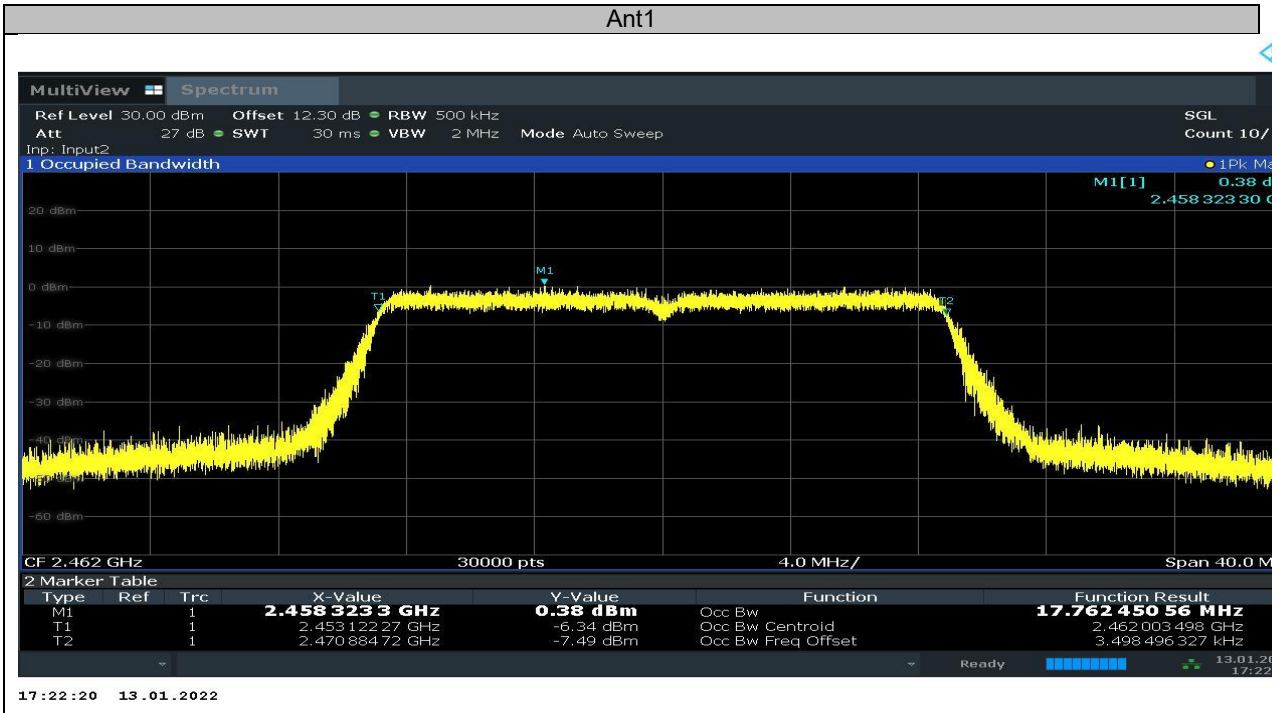


2.2.8 11n20SISO_2437

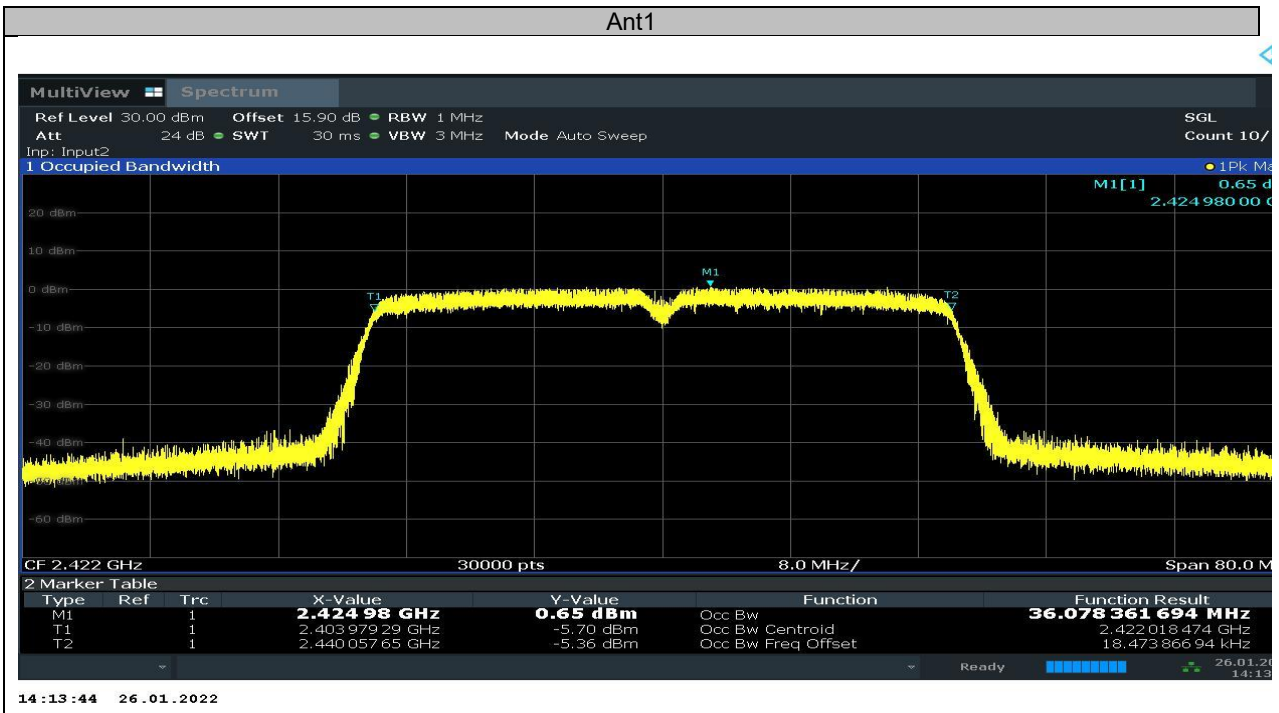




2.2.9 11n20SISO_2462



2.2.10 11n40SISO_2422

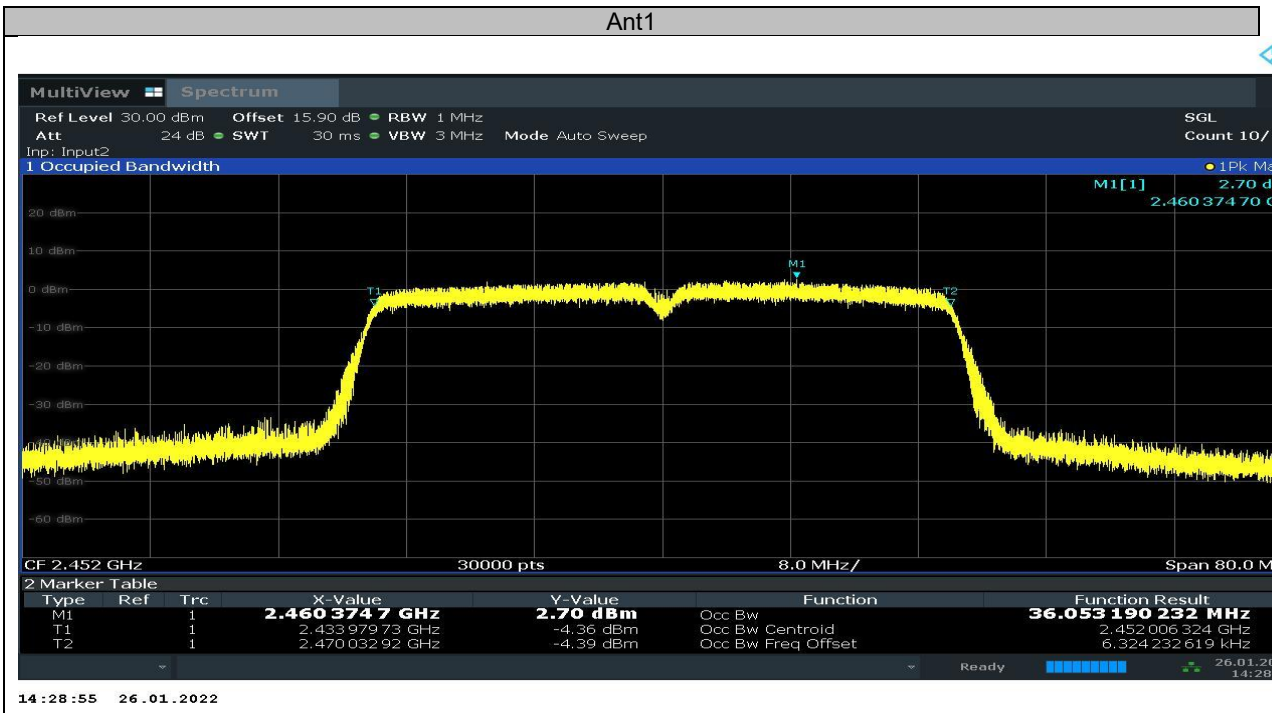




2.2.11 11n40SISO_2437



2.2.12 11n40SISO_2452





3 Appendix C: Duty Cycle

3.1 Test Result

3.1.1 11b20SISO

Test Mode	Channel	Antenna	Transmission Duration [ms]	Transmission Period [ms]	Duty cycle [%]	Limit	Verdict
11b20SISO	2437	Ant1	12.42	12.46	99.7	---	PASS

3.1.2 11g20SISO

Test Mode	Channel	Antenna	Transmission Duration [ms]	Transmission Period [ms]	Duty cycle [%]	Limit	Verdict
11g20SISO	2437	Ant1	2.07	2.11	97.87	---	PASS

3.1.3 11n20SISO

Test Mode	Channel	Antenna	Transmission Duration [ms]	Transmission Period [ms]	Duty cycle [%]	Limit	Verdict
11n20SISO	2437	Ant1	1.92	1.97	97.81	---	PASS

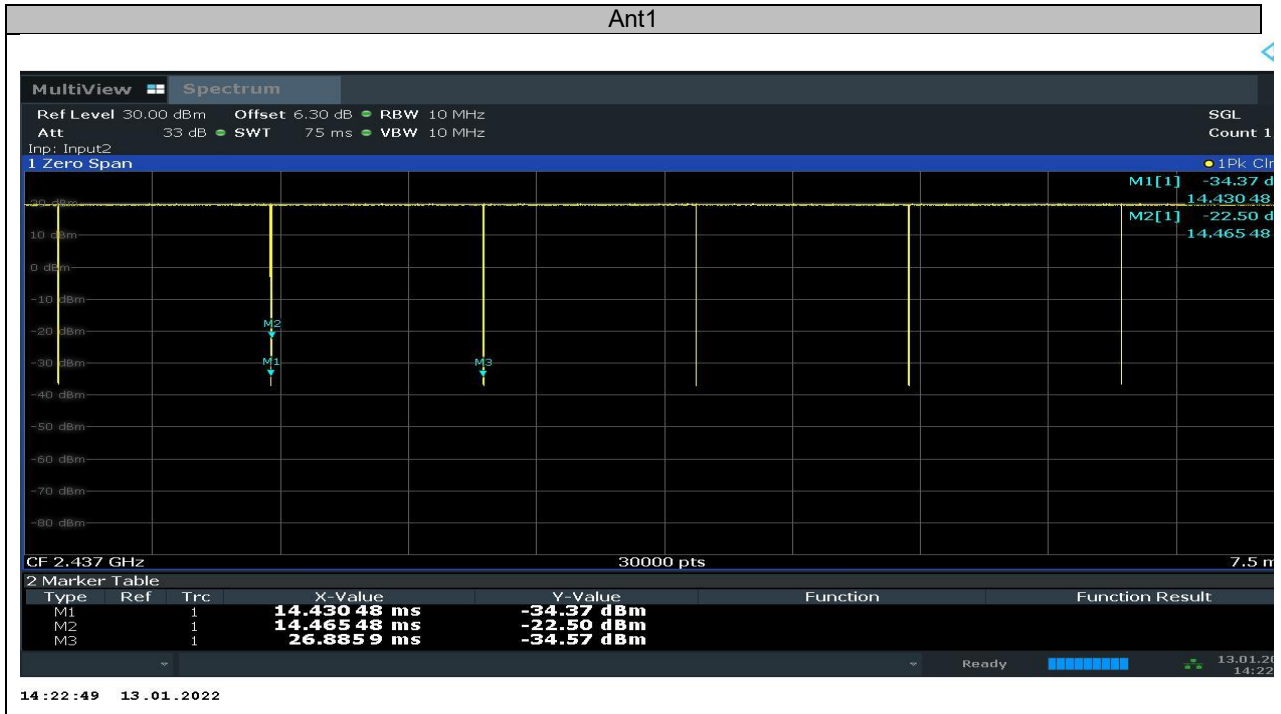
3.1.4 11n40SISO

Test Mode	Channel	Antenna	Transmission Duration [ms]	Transmission Period [ms]	Duty cycle [%]	Limit	Verdict
11n40SISO	2437	Ant1	0.95	0.99	95.75	---	PASS

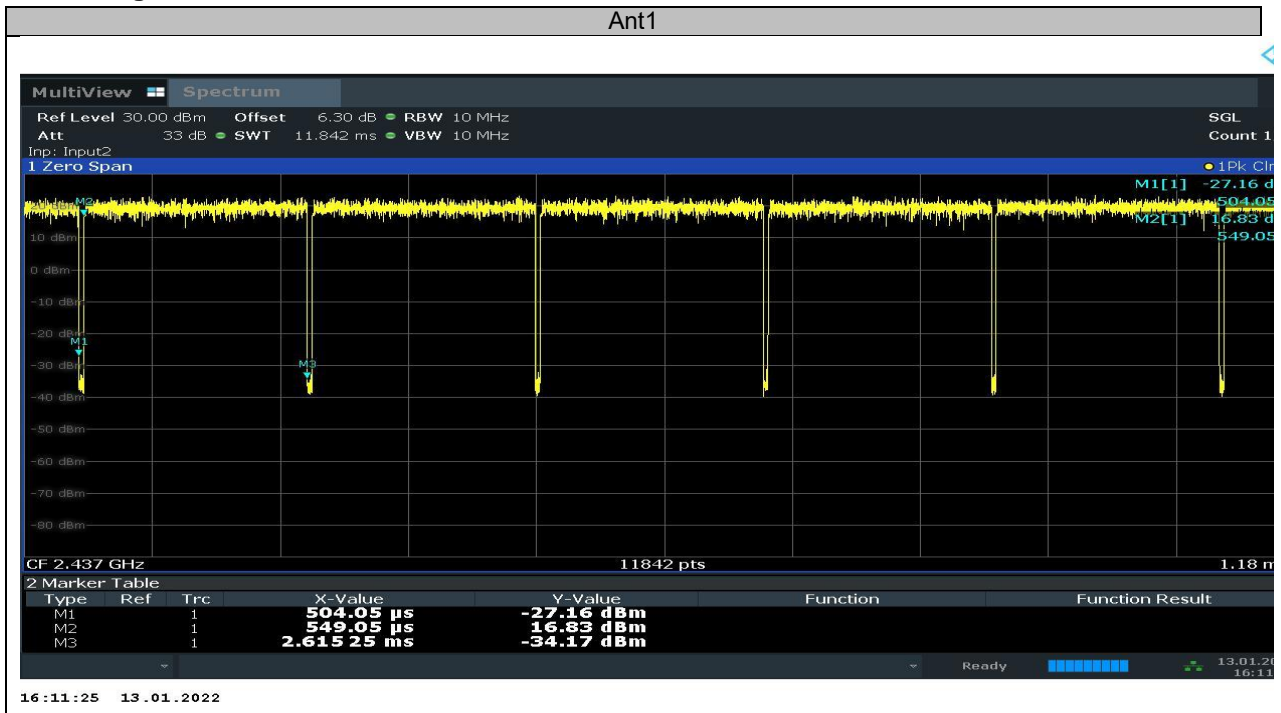


3.2 Test Graphs

3.2.1 11b20SISO_2437

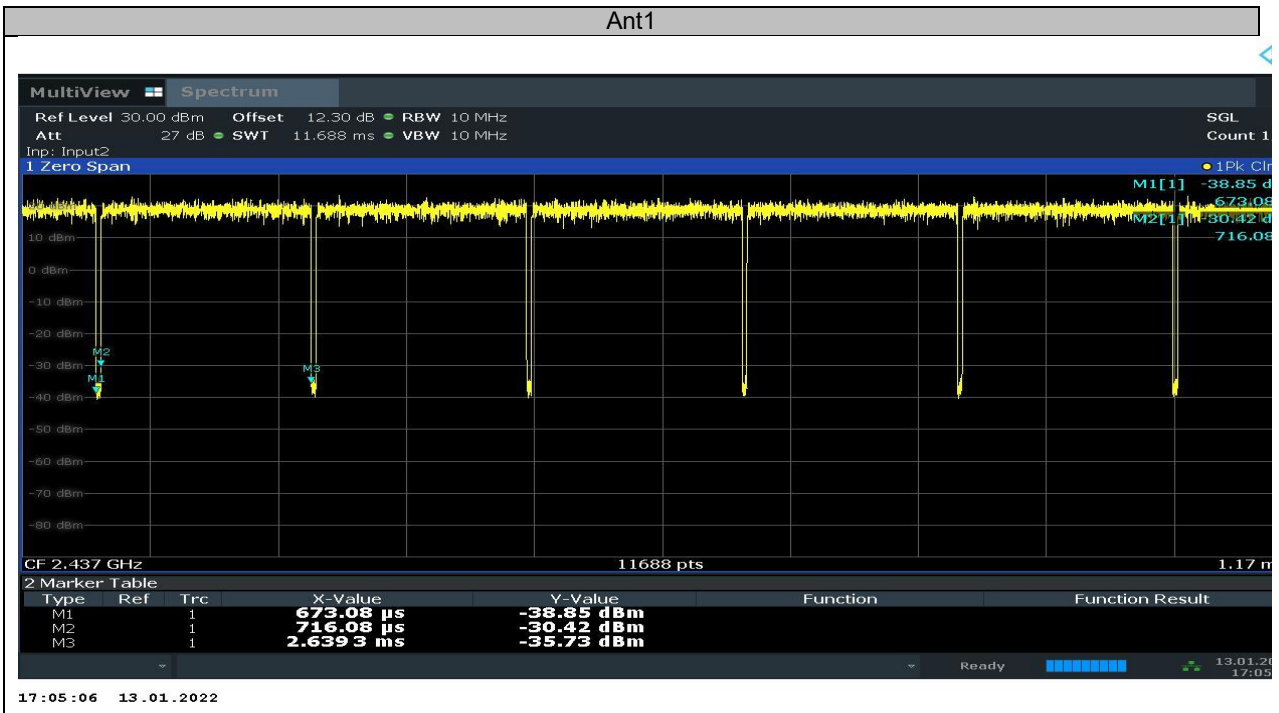


3.2.2 11g20SISO_2437

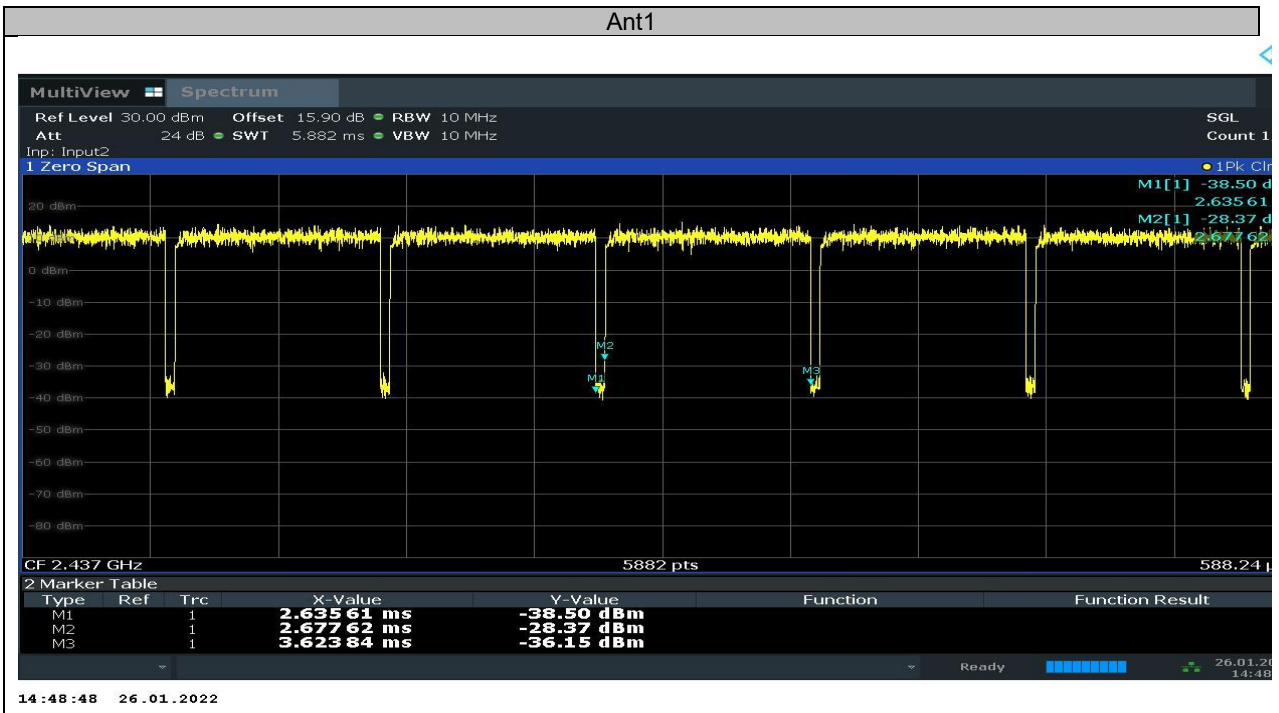




3.2.3 11n20SISO_2437



3.2.4 11n40SISO_2437





4 Appendix D: Maximum Average Output Power

4.1 Test Result

Note1: The Duty Cycle Factor is compensated in the Conducted Result.

4.1.1 11b20SISO

Test Mode	Channel	Antenna	Conducted Result[dBm]	Conducted Limit[dBm]	EIRP Result[dBm]	EIRP Limit[dBm]	Verdict
11b20SISO	2412	Ant1	17.89	30	15.59	36	PASS
	2437	Ant1	17.61	30	15.31	36	PASS
	2462	Ant1	17.63	30	15.33	36	PASS

4.1.2 11g20SISO

Test Mode	Channel	Antenna	Conducted Result[dBm]	Conducted Limit[dBm]	EIRP Result[dBm]	EIRP Limit[dBm]	Verdict
11g20SISO	2412	Ant1	7.4	30	5.1	36	PASS
	2417	Ant1	11.27	30	8.97	36	PASS
	2427	Ant1	17.51	30	15.21	36	PASS
	2437	Ant1	17.61	30	15.31	36	PASS
	2447	Ant1	17.49	30	15.19	36	PASS
	2452	Ant1	12.79	30	10.49	36	PASS
	2457	Ant1	9.75	30	7.45	36	PASS
	2462	Ant1	7.39	30	5.09	36	PASS

4.1.3 11n20SISO

Test Mode	Channel	Antenna	Conducted Result[dBm]	Conducted Limit[dBm]	EIRP Result[dBm]	EIRP Limit[dBm]	Verdict
11n20SISO	2412	Ant1	7.34	30	5.04	36	PASS
	2417	Ant1	11.54	30	9.24	36	PASS
	2427	Ant1	17.1	30	14.8	36	PASS
	2437	Ant1	17.09	30	14.79	36	PASS
	2447	Ant1	17.05	30	14.75	36	PASS
	2452	Ant1	12.74	30	10.44	36	PASS
	2457	Ant1	9.77	30	7.47	36	PASS
	2462	Ant1	7.42	30	5.12	36	PASS

4.1.4 11n40SISO

Test Mode	Channel	Antenna	Conducted Result[dBm]	Conducted Limit[dBm]	EIRP Result[dBm]	EIRP Limit[dBm]	Verdict
11n40SISO	2422	Ant1	6.66	30	4.36	36	PASS
	2427	Ant1	6.71	30	4.41	36	PASS
	2432	Ant1	16.95	30	14.65	36	PASS
	2437	Ant1	17.09	30	14.79	36	PASS
	2442	Ant1	17.19	30	14.89	36	PASS
	2447	Ant1	7.95	30	5.65	36	PASS
	2452	Ant1	6.9	30	4.6	36	PASS



5 Appendix E: Maximum Power Spectral Density Level

5.1 Test Result

Note1: The Duty Cycle Factor is compensated in the Conducted Result.

5.1.1 11b20SISO

Test Mode	Channel	Antenna	Result[dBm/10kHz]	Limit[dBm/3kHz]	Verdict
11b20SISO	2412	Ant1	-10.55	8	PASS
	2437	Ant1	-10.95	8	PASS
	2462	Ant1	-11.24	8	PASS

5.1.2 11g20SISO

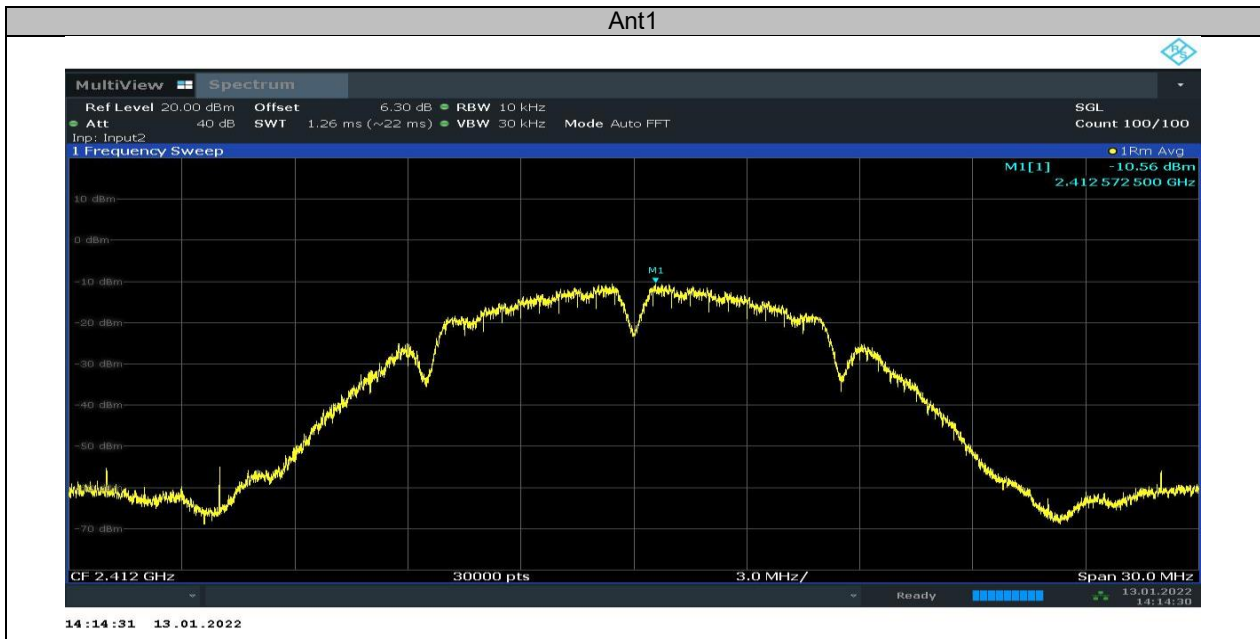
Test Mode	Channel	Antenna	Result[dBm/10kHz]	Limit[dBm/3kHz]	Verdict
11g20SISO	2412	Ant1	-24.06	8	PASS
	2437	Ant1	-13.84	8	PASS
	2462	Ant1	-24.35	8	PASS

5.1.3 11n20SISO

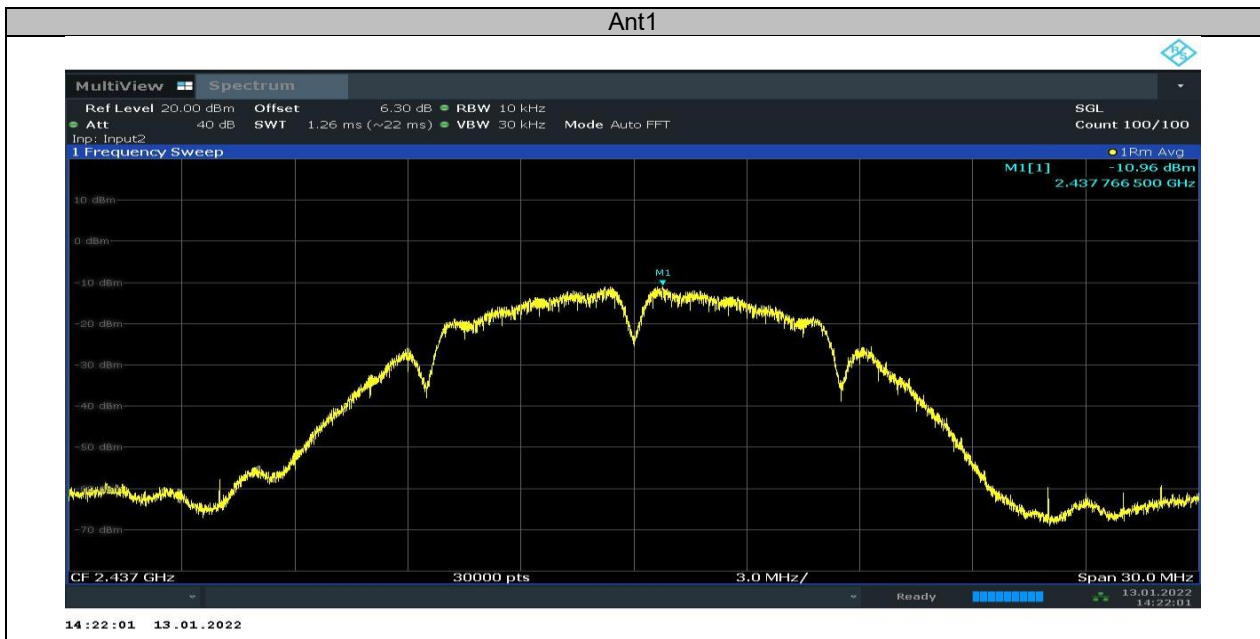
Test Mode	Channel	Antenna	Result[dBm/10kHz]	Limit[dBm/3kHz]	Verdict
11n20SISO	2412	Ant1	-24.2	8	PASS
	2437	Ant1	-15.0	8	PASS
	2462	Ant1	-24.51	8	PASS

5.2 Test Graphs

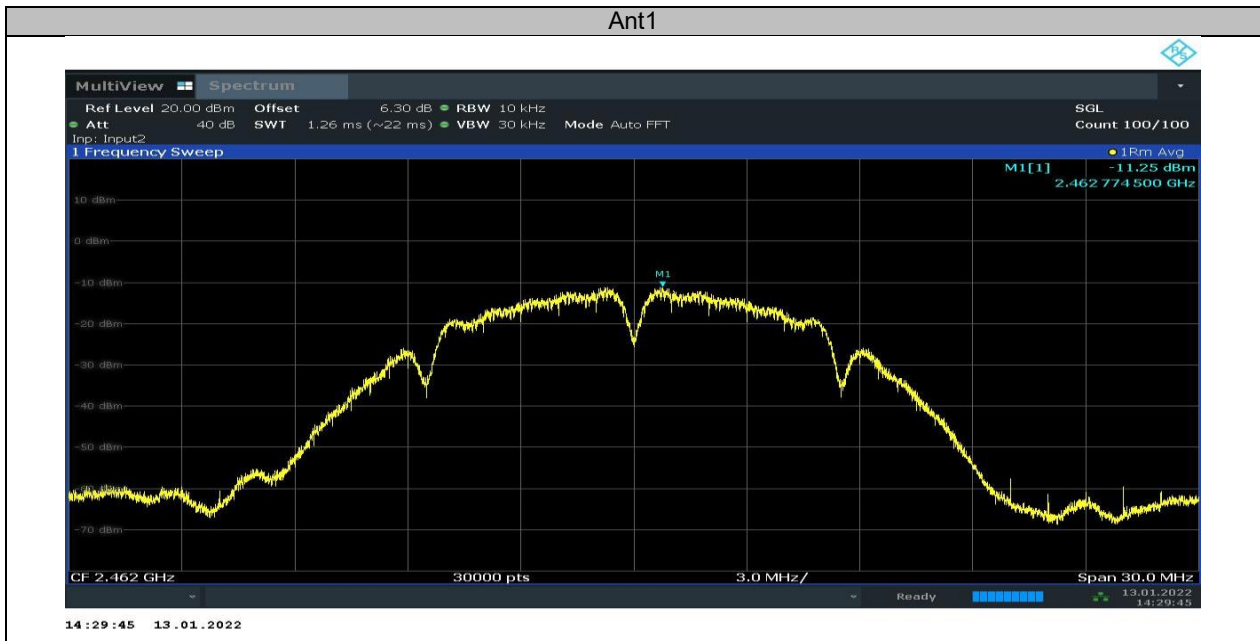
5.2.1 11b20SISO_2412



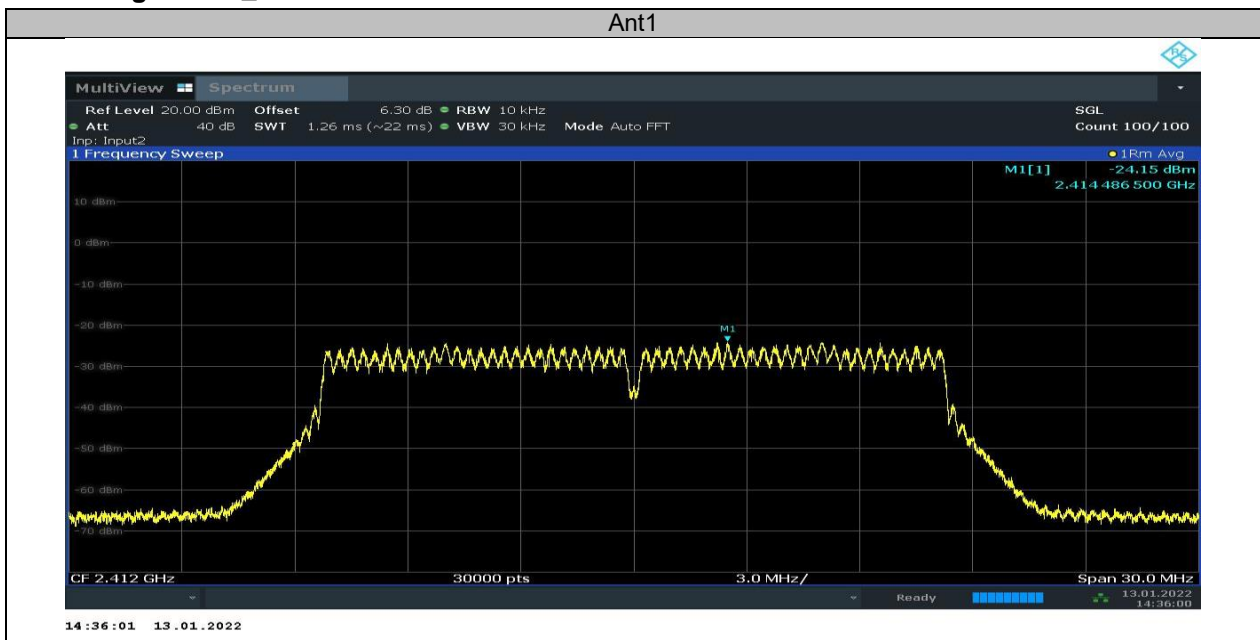
5.2.2 11b20SISO_2437



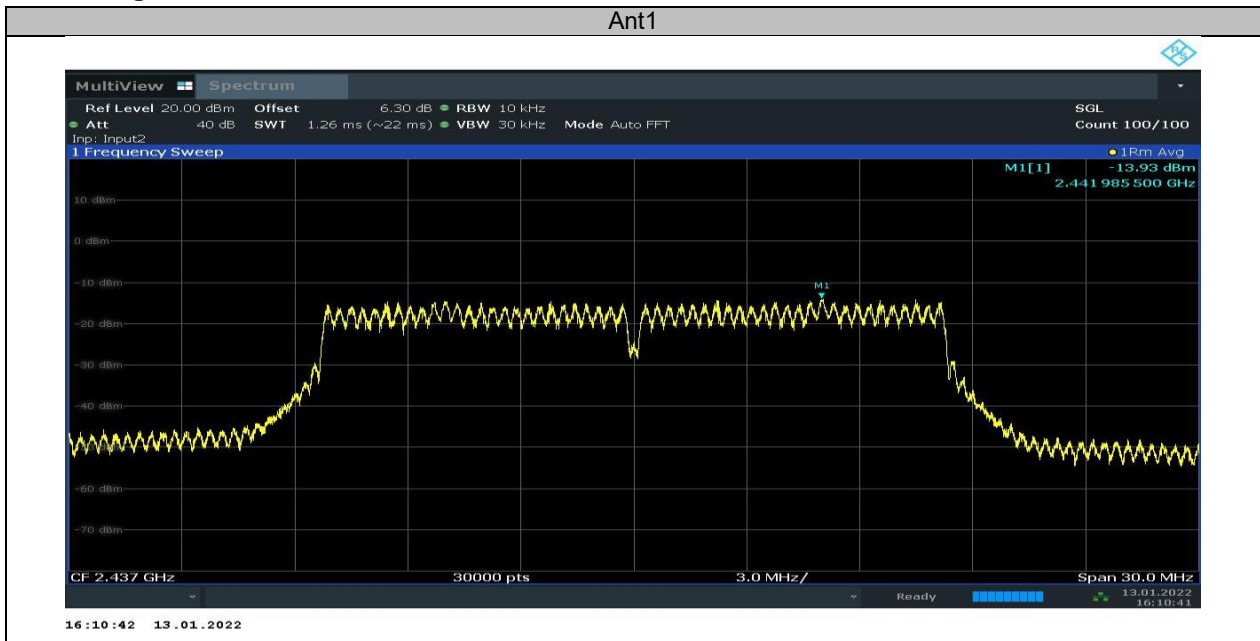
5.2.3 11b20SISO_2462



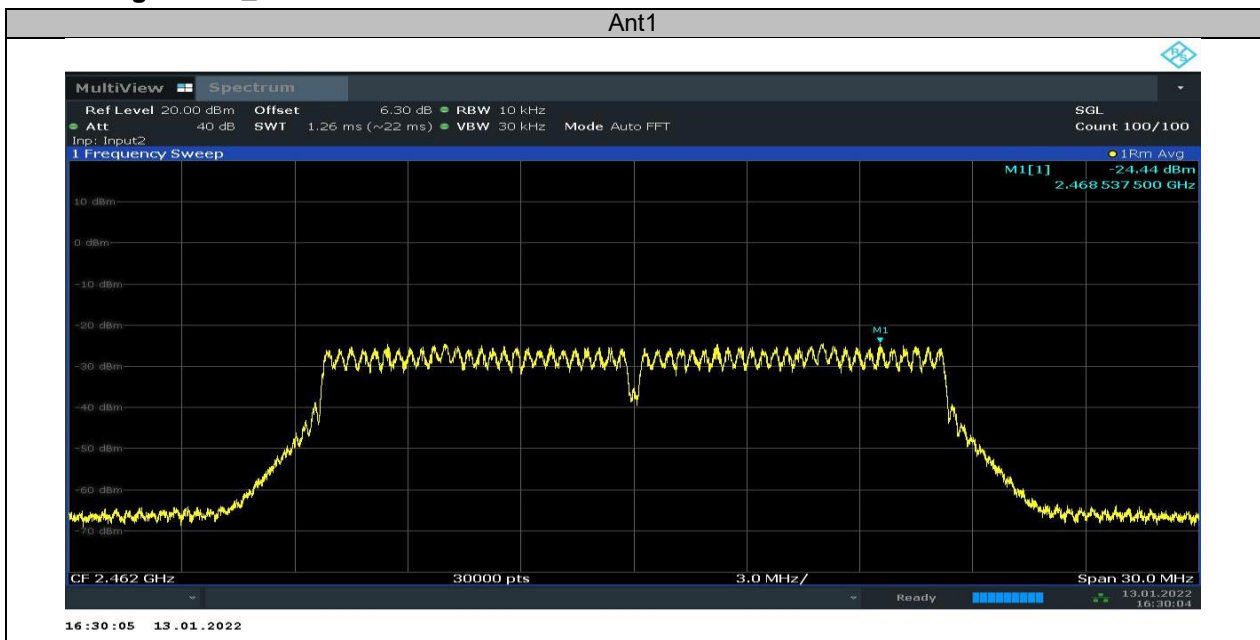
5.2.4 11g20SISO_2412



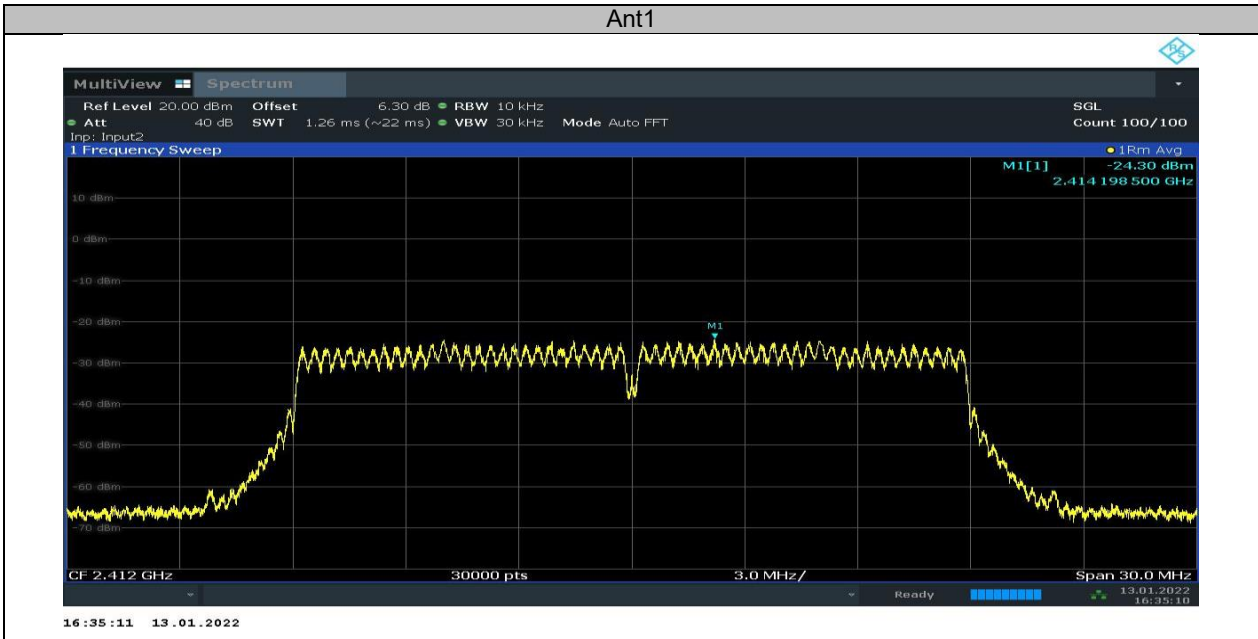
5.2.5 11g20SISO_2437



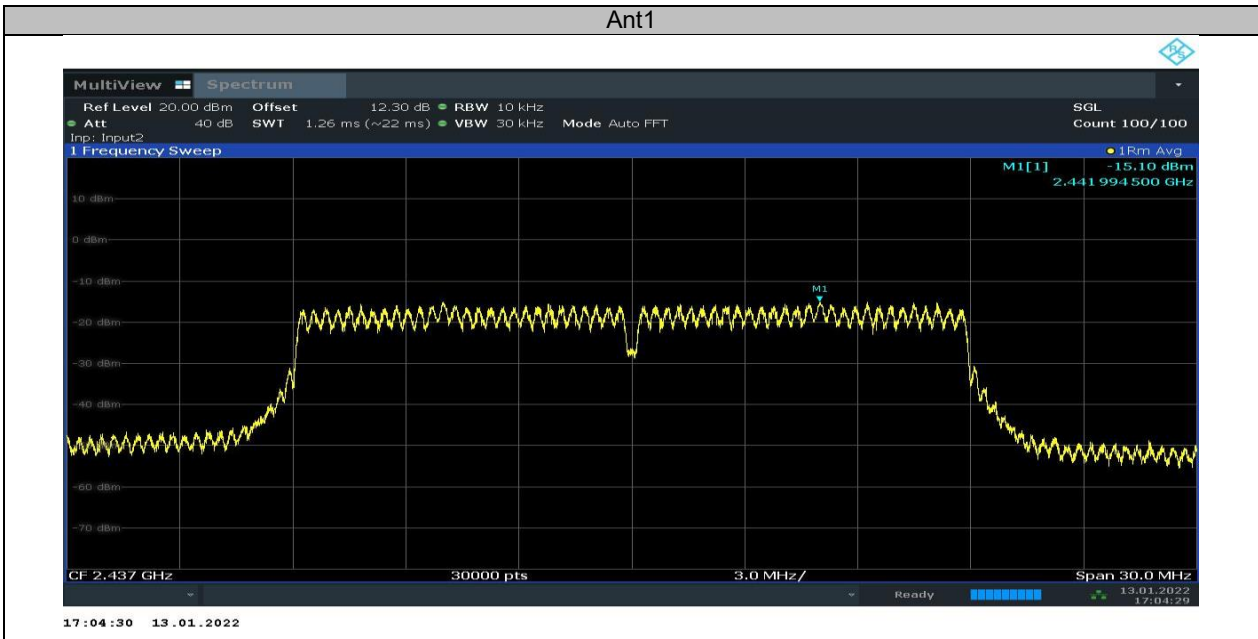
5.2.6 11g20SISO_2462



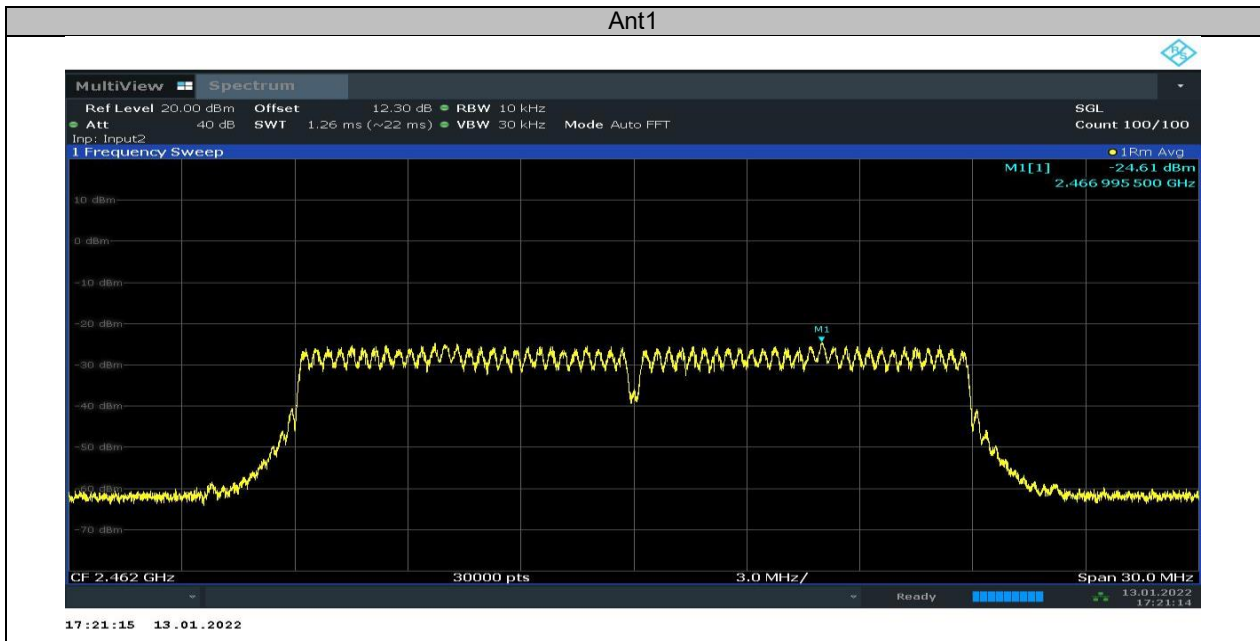
5.2.7 11n20SISO_2412



5.2.8 11n20SISO_2437



5.2.9 11n20SISO_2462





6 Appendix F: Band Edges Compliance

Note: We tested all modes & antennas, the data presented below is the worst case.

6.1 Test Results

6.1.1 11b20SISO

Test Mode	Channel	ChName	Antenna	RefLevel[dBm]	Result-left[dBm]	Result-right[dBm]	Limit[dBm]	Verdict
11b20SISO	2412	Low	Ant1	8.12	-38.91	-52.12	-21.88	PASS
	2462	High	Ant1	7.65	-51.88	-51.23	-22.35	PASS

6.1.2 11g20SISO

Test Mode	Channel	ChName	Antenna	RefLevel[dBm]	Result-left[dBm]	Result-right[dBm]	Limit[dBm]	Verdict
11g20SISO	2412	Low	Ant1	-5.63	-45.51	-53.38	-35.63	PASS
	2417	Low	Ant1	-2.51	-42.93	-52.23	-32.51	PASS
	2422	Low	Ant1	2.99	-38.24	-52.97	-27.01	PASS
	2427	Low	Ant1	5.77	-40.61	-52.82	-24.23	PASS
	2447	High	Ant1	4.55	-50.32	-48.79	-25.45	PASS
	2452	High	Ant1	0.37	-52.45	-52.0	-29.63	PASS
	2457	High	Ant1	-2.18	-52.95	-53.07	-32.18	PASS
	2462	High	Ant1	-6.23	-52.14	-51.6	-36.23	PASS

6.1.3 11n20SISO

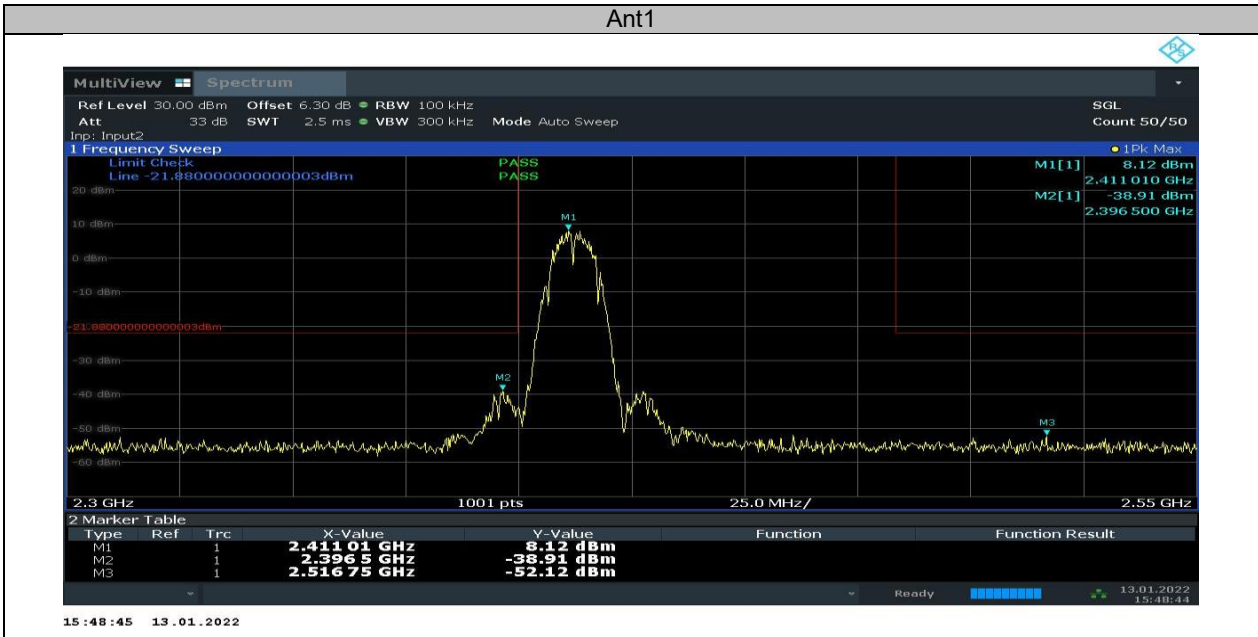
Test Mode	Channel	ChName	Antenna	RefLevel[dBm]	Result-left[dBm]	Result-right[dBm]	Limit[dBm]	Verdict
11n20SISO	2412	Low	Ant1	-6.77	-45.47	-52.93	-36.77	PASS
	2417	Low	Ant1	-0.58	-41.43	-52.78	-30.58	PASS
	2427	Low	Ant1	3.04	-41.49	-52.42	-26.96	PASS
	2447	High	Ant1	5.34	-52.85	-51.72	-24.66	PASS
	2452	High	Ant1	0.78	-53.74	-53.79	-29.22	PASS
	2457	High	Ant1	-4.54	-53.62	-53.73	-34.54	PASS
	2462	High	Ant1	-4.47	-54.05	-54.41	-34.47	PASS

6.1.4 11n40SISO

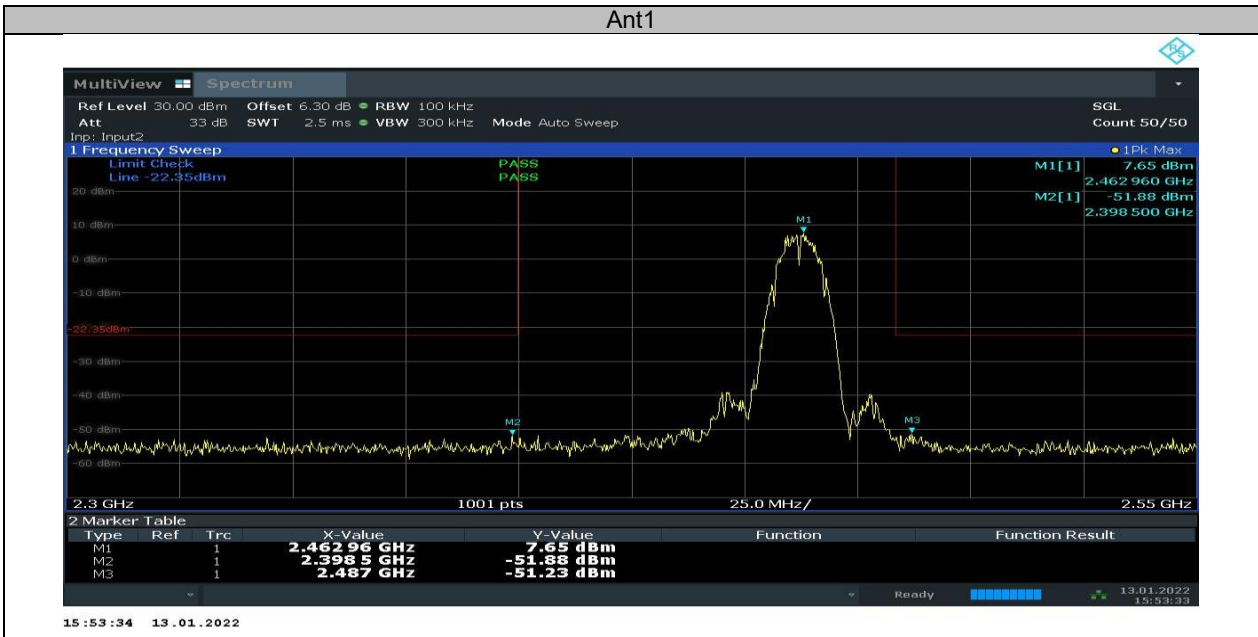
Test Mode	Channel	ChName	Antenna	RefLevel[dBm]	Result-left[dBm]	Result-right[dBm]	Limit[dBm]	Verdict
11n40SISO	2422	Low	Ant1	-7.89	-48.27	-51.45	-37.89	PASS
	2427	Low	Ant1	-7.74	-50.5	-51.89	-37.74	PASS
	2432	Low	Ant1	-4.00	-43.89	-52.4	-34	PASS
	2442	High	Ant1	-3.82	-48.55	-50.77	-33.82	PASS
	2447	High	Ant1	-4.84	-52.11	-51.00	-34.84	PASS
	2452	High	Ant1	-6.47	-51.98	-52.02	-36.47	PASS

6.2 Test Graphs

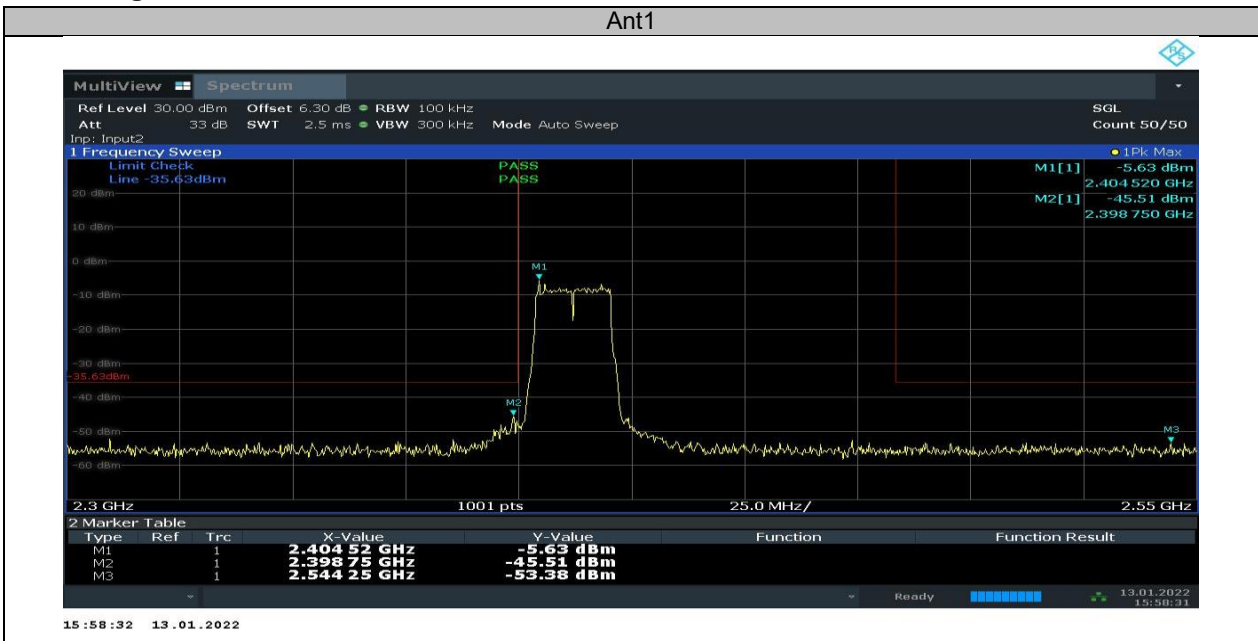
6.2.1 11b20SISO_2412



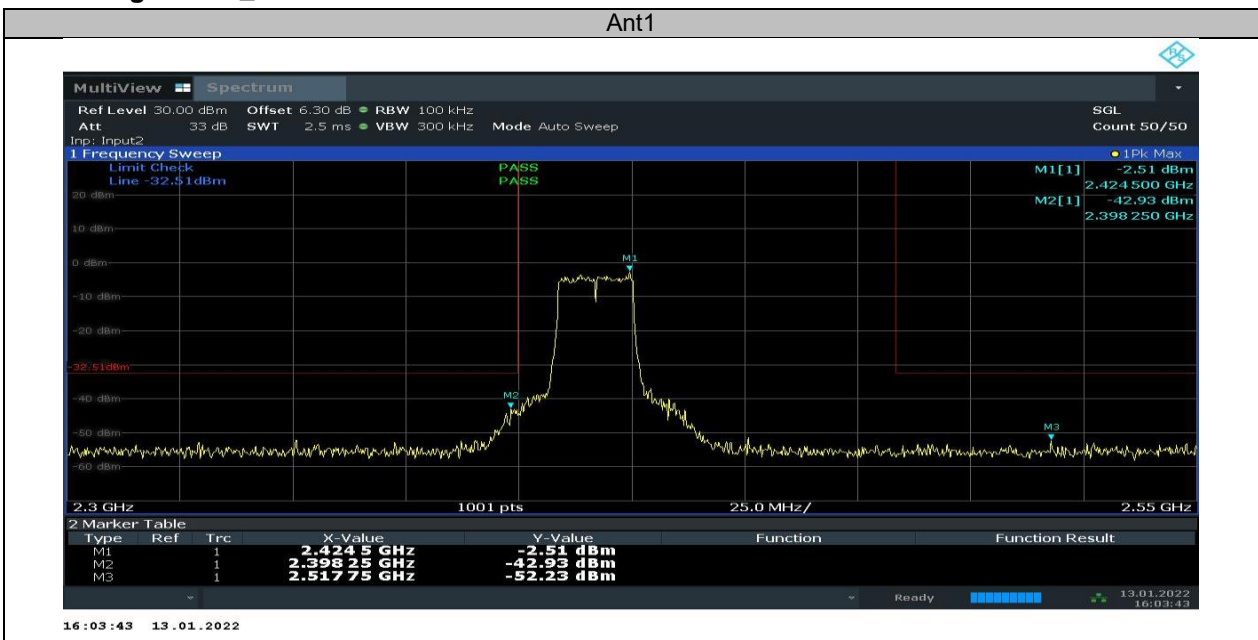
6.2.2 11b20SISO_2462



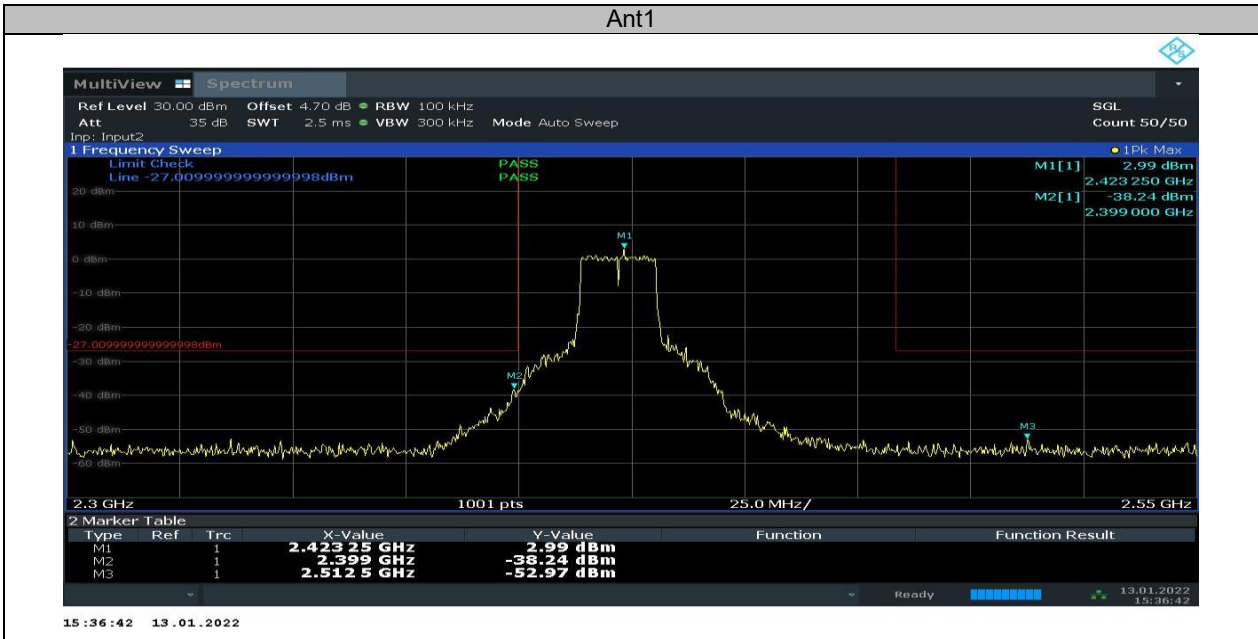
6.2.3 11g20SISO_2412



6.2.4 11g20SISO_2417



6.2.5 11g20SISO_2422



6.2.6 11g20SISO_2427

