



## Appendix F. Photo Documentation

<b>Table of Contents</b>
<b>Test Facility</b>
<b>Test Positions</b>
<b>Liquid depth</b>

## Test Facility

Photo 1: Measurement System DASy



## Test Positions

Photo 2: Front View



Photo 3: Back View



Photo 4: Left Cheek




Photo 5: Left Tilt




Photo 6: Right Cheek




Photo 7: Right Tilt



Photo 8: Front Side 15mm




Photo 9: Back Side 15mm



Photo 10: Front Side 10mm




Photo 11: Back Side 10mm




Photo 12: Left Side 10mm



Photo 13: Right Side 10mm



Photo 14: Top Side 10mm




Photo 15: Back Side 0mm



Photo 16: Right Tilt With Plastic Cover




Photo 17: Back Side 15mm With Plastic Cover




Photo 18: Back Side 10mm With Plastic Cover






Photo 19: Back Side 0mm With Plastic Cover



**Liquid depth**

Photo 20: HBBL600-6000MHz Depth (15.1 cm)

N/A



N/A