




Appendix F. Photo Documentation

Table of Contents
Test Facility
Test Positions
Liquid depth

Test Facility

Photo 1: Measurement System DASY



Test Positions

Photo 2: Front View



Photo 3: Back View



Photo 4: Left Cheek




Photo 5: Left Tilt



Photo 6: Right Cheek




Photo 7: Right Tilt



Photo 8: Front Side 15mm




Photo 9: :Back Side 15mm




Photo 10: Front Side 10mm




Photo 11: Back Side 10mm



Photo 12: Left Side 10mm



Photo 13: Right Side 10mm



Photo 14: Top Side 10mm



Photo 15: Back Side 0mm




Photo 16: Top Side 0mm




Photo 17: Right Tilt With Plastic Cover



Photo 18: Back Side 5mm With Plastic Cover




Photo 19: Top Side 0mm With Plastic Cover



Liquid depth

Photo 20: HBBL600-6000MHz Depth (15.1cm)

N/A



N/A