



Appendix D. Photo Documentation

Table of Contents
Test Facility
Test Positions
Liquid depth

Test Facility

Photo 1: Measurement System DASY



Test Positions

Photo 2: Front View with metal strap



Photo 3: Back View with metal strap



Photo 4: Next to mouth with metal strap (10mm)




Photo 5: Limbs with metal strap (0mm)




Photo 6: Front View with silica gel strap



Photo 7: Back View with silica gel strap



Photo 8: Next to mouth with silica gel strap (10mm)






Photo 9: Limbs with silica gel strap (0mm)



Liquid depth

Photo 10: HBBL600-6000MHz Depth (15.1cm)

NA



NA