

# Testing Report

Customer Name: Hangzhou BroadLink Technology Co.,Ltd


Product Name: RF module

Sample Model: BL1207-P

Reference Standard: *GB/T 9410-2008; ANSI/IEEE Std149-1979*

Issue Date: 2024.4.3

Engineer: Zkmis	Date: 2024.04.03
Auditor: Eason	Date: 2024.4.3
Approver: Aamon	Date: 2024.4.3



### Version

Version No.	Date	Description	Formulate	Approval
A0	2024.4.3	For the first time, formulate	Zkris	Eason

### Contents

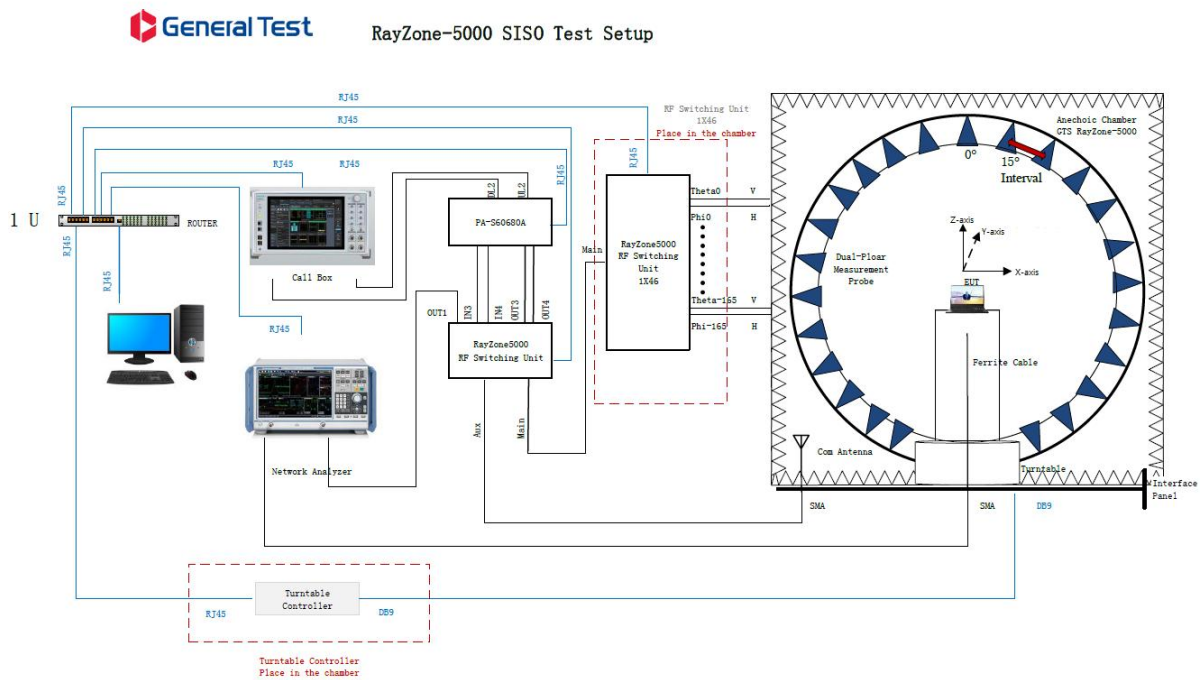
- 1.General Information .....3
  - 1.1 General information of testing institutions .....3
  - 1.2 Testing principle ..... 3
  - 1.3 Test equipment .....4
  - 1.4 Test environment .....4
  - 1.5 Statement ..... 4
- 2.Sample Information ..... 5
  - 2.1 Client information .....5
  - 2.2 Description of EUT(S) .....5
  - 2.3 EUT appearance .....6
  - 2.4 EUT setup photo of free space OTA testing ..... 6
- 3. Test Results ..... 7
  - 3.1 Test standard ..... 7
  - 3.2 Test uncertainty .....7
  - 3.3 Test data ..... 8
    - 3.3.1 VSWR parameters ..... 8
    - 3.3.2 VSWR data ..... 8
    - 3.3.3 Typical free space efficiency and gain ..... 8
    - 3.3.4 Typical free space radiation pattern .....9
  - (The following is blank) ..... 10

# 1. General Information

## 1.1 General information of testing institutions

<b>Name</b>	Shenzhen RFI-LAB Communication Technology Co., Ltd.
<b>Address</b>	103 Building 1 Tingwei Industrial Park, No.6, Liufang Road, Zone 67Xingdong, Xin'an Subdistrict, Bao'an District, Shenzhen, Guangdong, China
<b>Tel</b>	13682621346
<b>E-mail</b>	rfi-lab@tech-now.com
<b>Equipment</b>	All the equipment used in the report is fixed in 103 Building 1 Tingwei Industrial Park, No.6, Liufang Road, Zone 67Xingdong, Xin'an Subdistrict, Bao'an District, Shenzhen, Guangdong, China

## 1.2 Testing principle



### 1.3 Test equipment

Equipment	Model No.	Serial No.	Manufacturer	Calibration date	Next calibration date
OTA Test System	RayZone-5000	RFI-LAB-RF-D00	GTS	2023.3.14	2025.3.13
Network Analyzer	E5071C	RFI-LAB-RF-D01	KEYSIGHT	2023.5.11	2024.5.10
Network Analyzer	E5071C	RFI-LAB-RF-C02	KEYSIGHT	2023.5.11	2024.5.10

### 1.4 Test environment

Temperature	24.2°C
Humidity	57%RH
Pressure	100.25kPa

### 1.5 Statement

- (1) The test results in the report are only applicable to the tested samples and the tested samples work under the environment described in the report.
- (2) Only Shenzhen RFI-LAB Communication Technology Co., Ltd. have the right to modify the report, and the modification information shall be annotated in the revision form.
- (3) Any objection to this report shall be raised within 30 days after formal confirmation of the report.
- (4) This report is invalid if there is any evidence that the sample information provided is falsified.
- (5) The report is invalid without the signature of the auditor and approver.

## 2. Sample Information

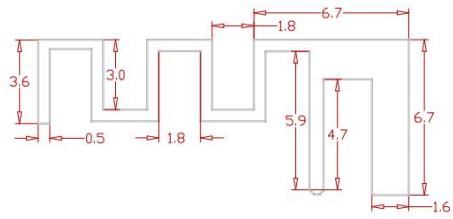
### 2.1 Client information

<b>Name</b>	Hangzhou BroadLink Technology Co.,Ltd
<b>Address</b>	Building C, Artificial Intelligence Industrial Park, No. 57, Jianger Road, Binjiang District, Hangzhou
<b>Contacts</b>	Mengjiao.yan
<b>Tel</b>	18058715209
<b>E-mail</b>	Mengjiao.yan@broadlink.com.cn
<b>Manufacturer</b>	/

### 2.2 Description of EUT(S)


<b>Product Name</b>	RF module
<b>Sample Model</b>	BL1207-P
<b>Antenna Size</b>	/
<b>Serial No.</b>	/
<b>Antenna Type</b>	PCB Antenna
<b>Test Item</b>	VSWR;Antenna gain; Efficiency; Radiation pattern
<b>Frequency Range</b>	2400-2500MHz
<b>Received Date</b>	2024.4.3
<b>Test Date</b>	2024.4.3
<b>Remark</b>	/

### 2.3 EUT appearance

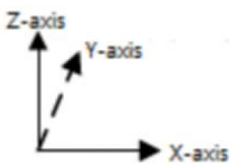



### 2.4 EUT setup photo of free space OTA testing

Planform



Front view



## 3. Test Results

### 3.1 Test standard

Name	Parameter	Method	Standard no.
Mobile communication antenna	Antenna gain	Generic specification for antennas used in the mobile communications	GB/T 9410-2008
	Radiation pattern		
	VSWR		
Antenna	Radiation efficiency	IEEE Standard Test Procedures for Antennas	ANSI/IEEE Std 149-1979
	Gain and directivity		

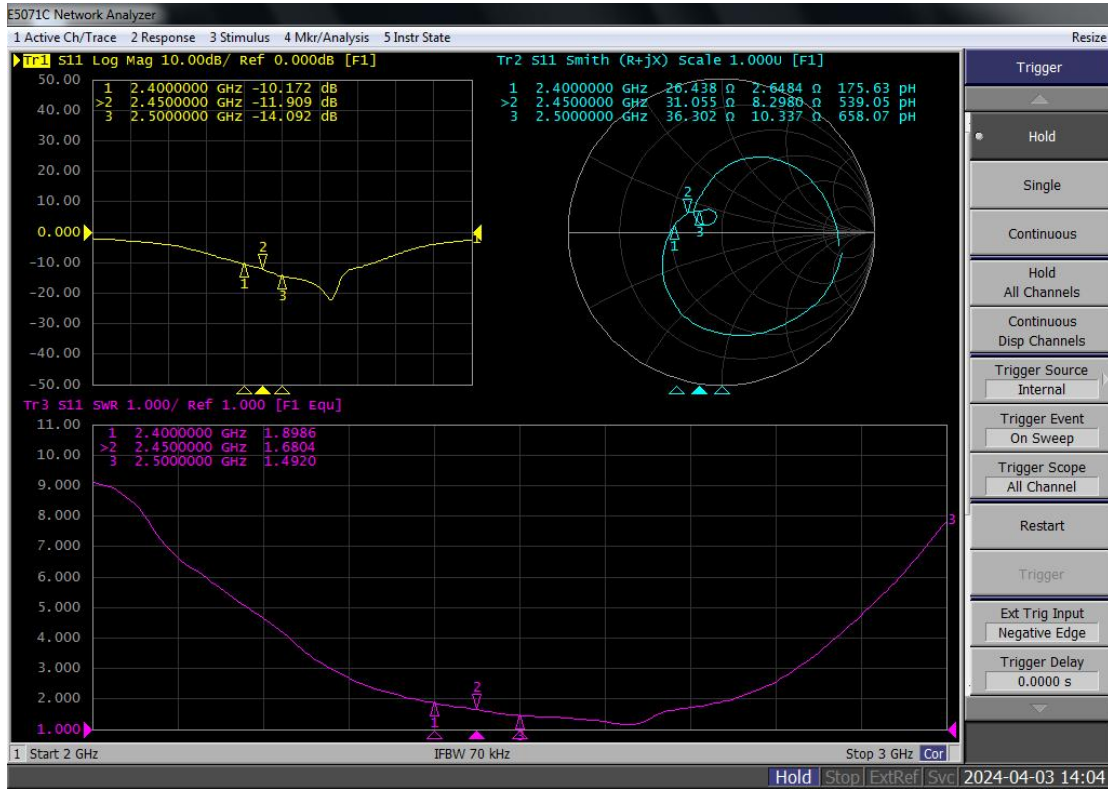
### 3.2 Test uncertainty

The uncertainty was calculated on the basis of the GUM published by ISO, using the inclusion factor of  $K=2$  and the 95% confidence level to express the extended uncertainty.

Item	Uncertainty
VSWR	$\pm 0.3$
Antenna gain	$\pm 0.72\text{dB}$
Radiation efficiency	$\pm 0.72\text{dB}$

### 3.3 Test data

#### 3.3.1 VSWR parameters



#### 3.3.2 VSWR data

Frequency/MHz	2400	2450	2500
VSWR	1.8986	1.6804	1.4920

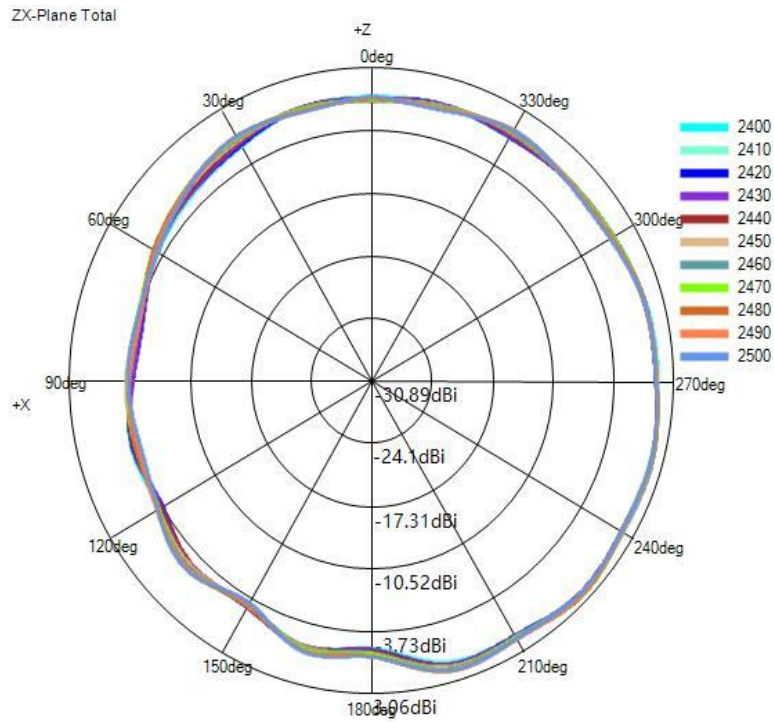
#### 3.3.3 Typical free space efficiency and gain

Frequency/MHz	2400	2410	2420	2430	2440	2450	2460	2470	2480	2490	2500
Peak Gain/dBi	2.22	2.28	2.35	2.39	2.35	2.43	2.55	2.81	2.96	3.01	3.06
Efficiency/%	58.53	59.05	59.27	59.09	59.71	61.51	61.73	62.25	62.68	62.67	62.65

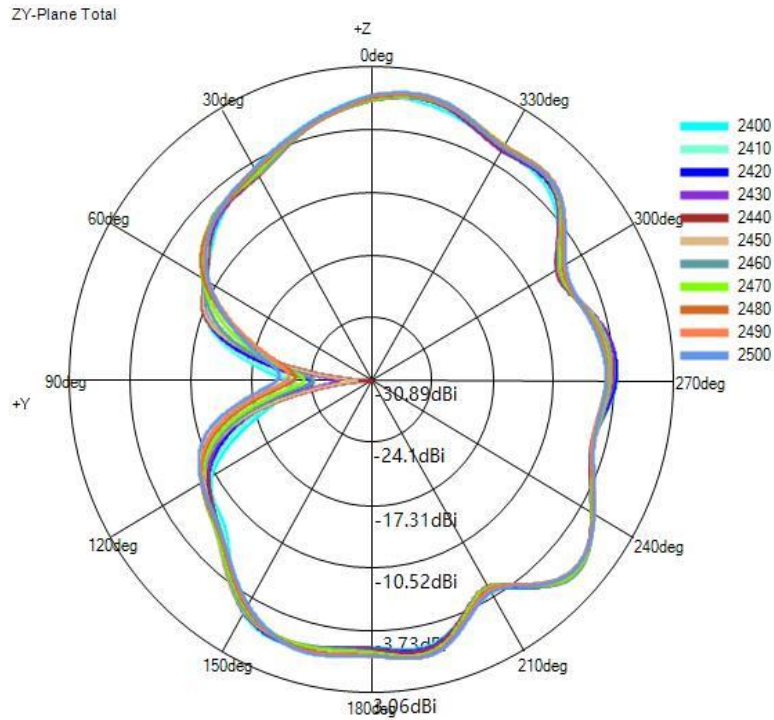


### 3.3.4 Typical free space radiation pattern

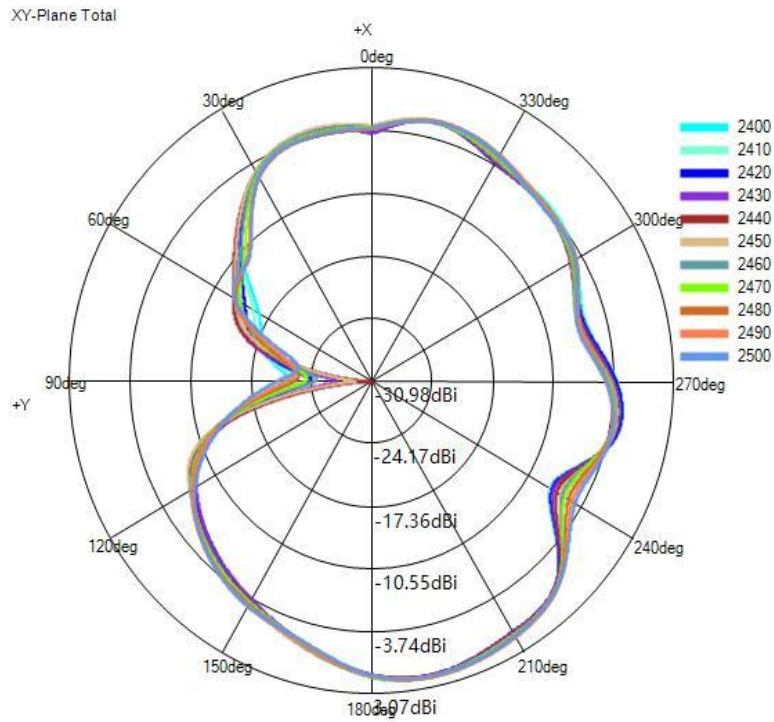
(1) X-Z Plane(unit:dBi):



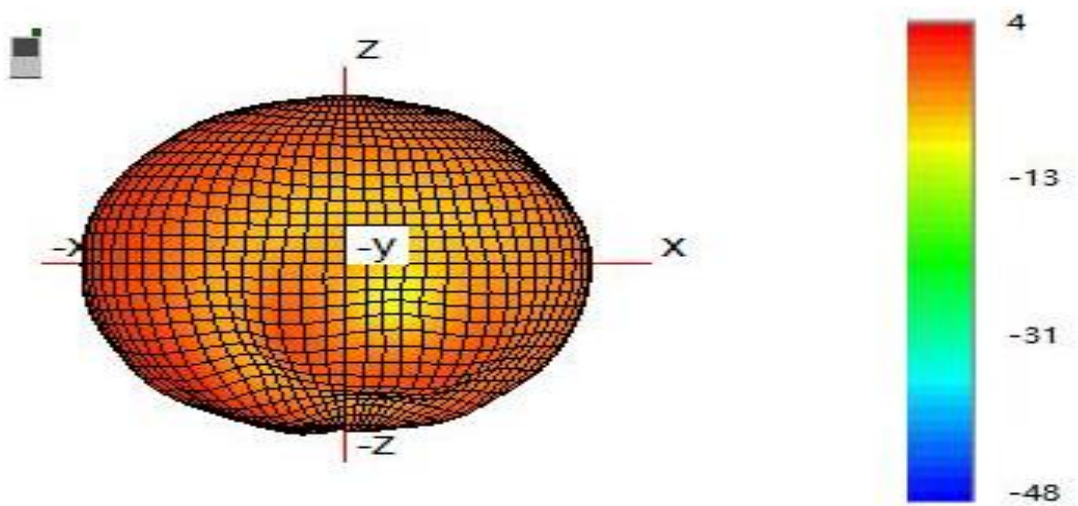
(2) Y-Z Plane(unit:dBi):



(3) X-Y Plane(unit:dBi):



(4) Typical Free Space 3D Radiation Pattern at 2.5GHz(unit:dBi):



End

(The following is blank)