

LOC8 FINDER WALLET & STAND WITH MONEY CLIP - USER MANUAL

FRONT PAGE

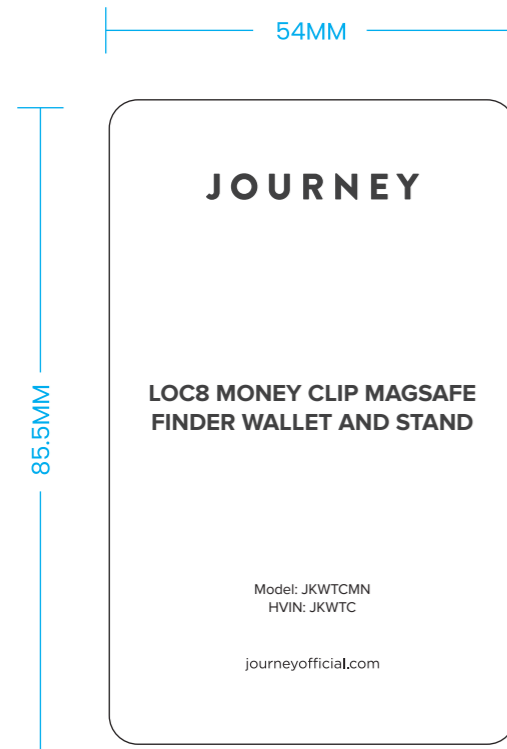
INTERNAL PAGE 1

INTERNAL PAGE 2

LAST PAGE

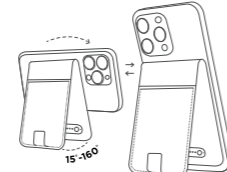
WARNINGS

SIDE 1



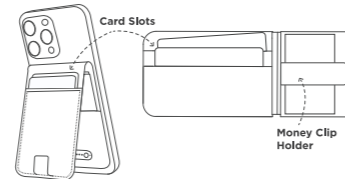
YOUR PHONE STAND

Use your vegan leather wallet's phone stand feature to adjust your phone screen angle up to 160 degrees. Switch between landscape and portrait orientation for ergonomically friendly viewing and scrolling experiences.



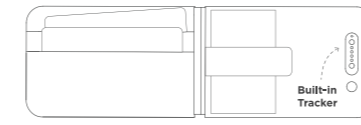
CARD SLOTS AND MONEY CLIP HOLDER

Store and retrieve up to five cards - including credit cards, driver's license, or ID - in the LOC8 Wallet's quick-access card slots. Keep cash ready with the money clip holder.



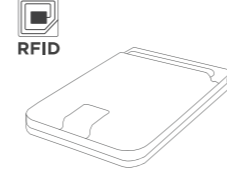
WORKS WITH APPLE FIND MY NETWORK

Never lose your wallet again. Use your iPhone to sound your wallet's inbuilt speaker or to track it on the Apple Find My app.



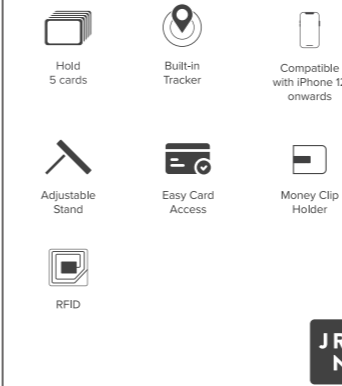
SKIMMING PROTECTION

Your wallet's RFID theft-protection technology stops skimmers stealing valuable financial and ID data from your RFID-based cards, including your credit cards.



LOC8 FINDER WALLET & STAND WITH MONEY CLIP

The best of both worlds - your phone and wallet, together.



WARNINGS

Avoid exposing the LOC8 to extreme conditions that may affect its functionality.

Keep your wallet away from all heat and fire sources, including heating equipment, heaters, ovens, open flames, and direct sunlight.

Do not attempt to repair or disassemble the LOC8 wallet yourself. Any unauthorized modification may result in damage or malfunction.

Avoid using or storing the LOC8 wallet in environments with high humidity or temperatures exceeding 60°C (140°F). This helps prevent potential failures.

Minimise environmental harm by disposing of LOC8 wallets in adherence with your local government's regulations on waste disposal.

To use the Apple Find My app to locate this item, the latest version of iOS, iPadOS, or macOS is recommended. The Find Items app on Apple Watch requires the latest version of watchOS.

Use of the Works with Apple badge means that a product has been designed to work specifically with the technology identified in the badge and has been certified by the product manufacturer to meet Apple Find My network product specifications and requirements.

Apple is not responsible for the operation of this device or use of this product or its compliance with safety and regulatory standards.

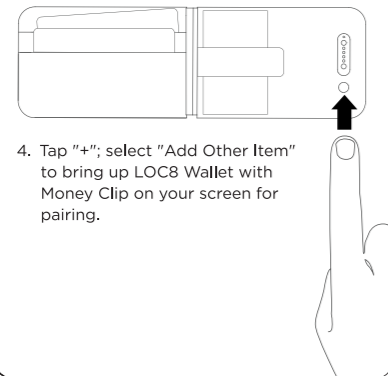
Apple, Apple Find My, Apple Watch, Find My, iPhone, iPad, iPadOS, Mac, macOS and watchOS are trademarks of Apple Inc. IOS is a trademark or registered trademark of Cisco in the U.S. and other countries and is used under license.

COMPLIANCE STATEMENTS

SIDE 2

SETUP WITH APPLE'S FIND MY APP

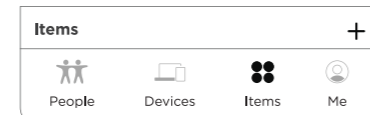
- Update your iPhone to the latest version of iOS. Activate Bluetooth.
- Press your LOC8 wallet button once (see arrow pointing to button in drawing below). The beeping that follows indicates your device is ready for pairing.
- Open the Apple Find My app.



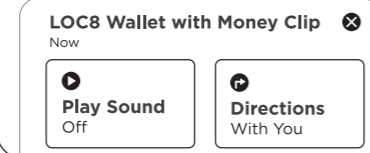
- Tap "+"; select "Add Other Item" to bring up LOC8 Wallet with Money Clip on your screen for pairing.

FIND YOUR LOC8 WALLET WITH MONEY CLIP

- In "Find My" app, tap "Items".



- Check your wallet's last known time and place.
- Click and select the wallet from the list.
- To find a nearby item, tap "Play Sound" and listen for a chime.
- For distant items, click "Directions". Open Maps to navigate to the last-known location.



USE LOST MODE

- If you can't find your wallet, enable Lost Mode. This will trigger Find My App notifications when your wallet is nearby.
- Tap "Continue".
- Follow the on-screen steps to finish setting up Lost Mode.

Your LOC8 Wallet will stay linked to your Apple ID, unless you unpair it.
If someone finds your item while it is in Lost Mode, they can use their iPhone or any NFC-capable device to reach you.

TROUBLESHOOTING

This device can be reset if you have trouble pairing the wallet with your iPhone, or if you want to unpair it and give it to someone else.

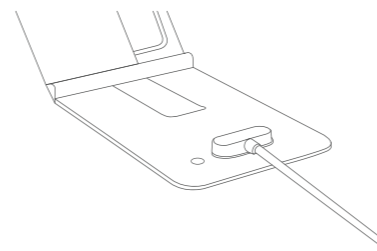
To reset:

- Hold down the button for 10 seconds.
- Release the button when you hear the ringtone sound five times.
- You can repeat this step in "SETUP WITH APPLE'S FIND MY APP" to pair the wallet with your iPhone.

BATTERY LIFE

The product includes a long-life rechargeable battery.

*When the battery level is low, you will receive an urgent beep sound from the LOC8 Wallet. The Find My app will send a notification to your phone to remind you that the product's battery is low. You can also check the battery level of the LOC8 Wallet in the "Find My" app.



FCC Compliance Statement

This device complies with Part 15 of the FCC Rules. Operation is subject to the following two conditions:

- (1) this device may not cause harmful interference, and (2) this device must accept any interference received, including interference that may cause undesired operation.

Changes or modifications not expressly approved by the party responsible for compliance could void the user's authority to operate the equipment.

This equipment has been tested and found to comply with the limits for a Class B digital device, pursuant to Part 15 of the FCC Rules. These limits are designed to provide reasonable protection against harmful interference in a residential installation. This equipment generates, uses and can radiate radio frequency energy and, if not installed and used in accordance with the instructions, may cause harmful interference to radio communications. However, there is no guarantee that interference will not occur in a particular installation.

If this equipment does cause harmful interference to radio or television reception, which can be determined by turning the equipment off and on, the user is encouraged to try to correct the interference by one or more of the following measures:

- Reorient or relocate the receiving antenna
- Increase the separation between the equipment and receiver.
- Connect the equipment into an outlet on a circuit different from that to which the receiver is connected.
- Consult the dealer or an experienced radio/TV technician for help.

FCC Radiation Exposure Statement

The device has been evaluated to meet general RF exposure requirement. The device can be used in portable exposure condition without restriction.

Responsible Party - U.S. Contact Information
ALOGIC USA, LLC
37524 Marsten DR,
Newark CA 94560, USA

EU Declaration of Conformity

Hereby, ALOGIC Corporation declares that this product is in compliance with Directive 2014/53/EU. The full text of the EU declaration of conformity is available at the following internet address by clicking on the Compliance Documentation link: journeyofficial.com

Innovation, Science and Economic Development Canada Statement (ISED)

This device complies with RSS-216 of the Industry Canada Rules. Operation is subject to the following two conditions:

- 1) This device may not cause interference.
- 2) This device must accept any interference, including interference that may cause undesired operation of the device.

RF exposure statement:
The device has been evaluated to meet general RF exposure requirement. The device can be used in portable exposure condition without restriction.

This digital apparatus complies with CAN ICES-003(B)/NMB-003 (B).

Declaration of Innovation, Sciences et Développement économique Canada (ISED)

L'émetteur/récepteur exempt de licence contenu dans le présent appareil est conforme aux CNR d'Innovation, Sciences et Développement économique Canada applicables aux appareils radio exempts de licence. L'exploitation est autorisée aux deux conditions suivantes:

- 1) L'appareil ne doit pas produire de brouillage;
- 2) L'appareil doit accepter tout brouillage radioélectrique subi, même si le brouillage est susceptible d'en compromettre le fonctionnement.

Déclaration d'exposition RF:
L'appareil a été évalué pour répondre aux exigences générales d'exposition aux RF. L'appareil peut être utilisé dans des conditions d'exposition portable sans restriction.

Ce périphérique numérique est conforme à la norme CAN ICES-003(B)/NMB-003 (B).