



## Echelon Wireless Keyboard



User Manual



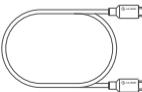
①



②



③



### Package Contents

①	Wireless Keyboard
②	2.4GHz Wireless Dongle (USB-A)
③	USB-C Charging Cable



### Specifications

Model	keyboard:ASKBT3W, Dnogle:AM4KD
Device Compatibility	Windows, macOS, Chromebook, iOS, Android
Connection	Bluetooth (5.1), 2.4GHz Wireless Max Range: 10m
Warranty	2 Years



### Windows Shortcuts

①	Decrease Brightness	⑨	Next Track
②	Increase Brightness	⑩	Mute
③	Windows Search	⑪	Volume Down
④	Home	⑫	Volume Up
⑤	Email	⑬	Lock/Power Options
⑥	Calculator	⑭	Select All   2.4Ghz Connection
⑦	Previous Track	⑮	Copy   Bluetooth 1
⑧	Play/Pause	⑯	Paste   Bluetooth 2

### Connecting via the Dongle

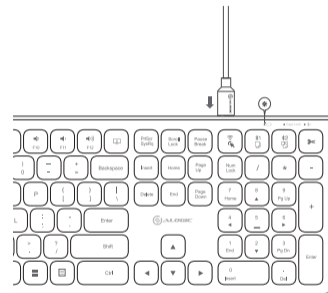
1. Remove the USB dongle from the underside of your mouse and plug it into your computer.
2. Turn on your keyboard.
3. Hold the "FN" and (⌘) down for a few seconds until the connection light begins flashing. Once it stops flashing, your keyboard is connected.
4. If it doesn't stop flashing after 10 seconds, remove the USB dongle from your device and plug it back in. They keyboard should now connect.

### Connecting via Bluetooth

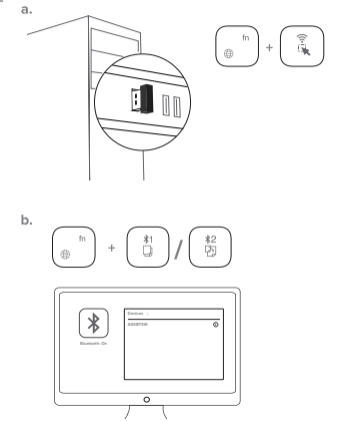
1. Press and hold FN + the (⌘)1 or (⌘)2 keys until the connection light begins flashing green.
2. From your device's Bluetooth menu, pair with ASKBT3W.

⑰	Cut
⑱	Battery Indicator
⑲	Caps Lock Indicator
⑳	Connection Indicator
㉑	On/Off Switch
㉒	Charging Port (USB-C)

1



2



### FCC Compliance Statement

This device complies with Part 15 of the FCC Rules. Operation is subject to the following two conditions:

- (1) this device may not cause harmful interference, and
- (2) this device must accept any interference received, including interference that may cause undesired operation.

NOTE: Changes or modifications not expressly approved by the party responsible for compliance could void the user's authority to operate the equipment.

### Declaración de Cumplimiento FCC

Este dispositivo cumple con la Parte 15 de las reglas de la FCC. El funcionamiento está sujeto a las dos condiciones siguientes:

- (1) Este dispositivo puede no causar interferencias perjudiciales y
- (2) Este dispositivo debe aceptar cualquier interferencia recibida, incluidas las interferencias que puedan causar un funcionamiento no deseado.

NOTA: Cambios o modificaciones no aprobados expresamente por la parte responsable del cumplimiento pueden invalidar la autoridad del usuario para operar el equipo.

### Responsible Party - U.S. Contact Information

ALOGIC USA LLC  
37524 Marsten DR  
Newark CA 94560 USA

### EU Declaration of Conformity

Hereby, ALOGIC Corporation declares that this product is in compliance with Directive 2014/53/EU. The full text of the EU declaration of conformity is available at the following internet address by clicking on the Compliance Documentation link: [www.alogic.co](http://www.alogic.co)

This equipment has been tested and found to comply with the limits for a Class B digital device, pursuant to part 15 of the FCC Rules. These limits are designed to provide reasonable protection against harmful interference in a residential installation. This equipment generates uses and can radiate radio frequency energy and, if not installed and used in accordance with the instructions, may cause harmful interference to radio communications. However, there is no guarantee that interference will not occur in a particular installation. If this equipment does cause harmful interference to radio or television reception, which can be determined by turning the equipment off and on, the user is encouraged to try to correct the interference by one or more of the following measures:

- Reorient or relocate the receiving antenna.
- Increase the separation between the equipment and receiver.
- Connect the equipment into an outlet on a circuit different from that to which the receiver is connected.
- Consult the dealer or an experienced radio/TV technician for help.

The device has been evaluated to meet general RF exposure requirement. The device can be used in portable exposure condition without restriction.

Keyboard FCC ID: 2ATCA-ASKBT  
Dongle FCC ID: 2ATCA-AM4KD



Designed in Australia. Manufactured in China

尺寸: 400x64mm

折后尺寸: 100x64mm

风琴折