


Product Specification

Configuration	AKOi Heart, User Manual, USB cable
Dimension	
Power	Rechargeable Battery LIR2032
Charge	Micro USB 5V
Weight	0.32oz
Material	ABS
Color	White
Characteristics	Movement detection, Rollover Detection, Diaper detection, Rechargeable battery, Charge indicator
Test Frequency	2402 ~ 2480 MHz
Battery Voltage	3.6V
KC Approval No.	R-C-TPH-AKOHRT20

Warranty Information

Model No.	AKOHRT20
Manufactured Date	Marked separately
Purchase Date	
Warranty Period	1 year from purchase date
Manufacturer	TPNET Co., Ltd.
Made in	Republic of Korea

Precaution

- Prevent the moisture such as water or urine from penetrating inside of the device
- Use the genuine charging adaptor with certification
- Prevent the baby from putting this device into mouth
- Do not put the conductive objects (pin, wire, screw, etc.) inside of device
- Do not disassemble, repair, modify the device without authorization

Your AKOiHeart product is a baby care aid, not a medical device, and it is not intended to diagnose, treat, cure or prevent any disease, including Sudden Infant Death Syndrome (SIDS)

Customer Support Center : +82-31-745-0025



Start-up

Switching-on

When it is connected to the power with USB charger after buying, it is turned on

Smartphone APP Installation

Install APP after searching AKOIHEART in the Google Play Store, Apple APP Store

How to Connect Bluetooth

- ① Turn the device on by connecting to the power with USB charger after buying the device
- ② Run AKOi Heart APP and touch the Bluetooth Tab at the bottom
- ③ When AKOI_HEART is touched in the available device list, it will be connected automatically.
- ④ When Bluetooth is connected, Bluetooth icon on the Status Bar is turned on

Smartphone APP Manual

When you install AKOi Heart, it is provided online in the User Manual Tab

Explanation of Each Part

[Composed of Main unit and clip]

Charging indicator : Red LED turns on during charging and turns off when charging is completed



Front of Main Unit

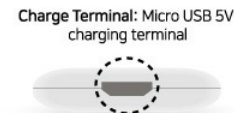


Back of Main Unit



This is used to fix the device to the clothes when detecting the movement and turnover

Clip



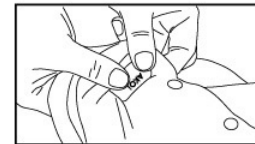
Charge Terminal: Micro USB 5V charging terminal

Side of Main Unit

How To Use

• Movement and Turnover Detection

Attach the main unit to the cloth of baby with the clip



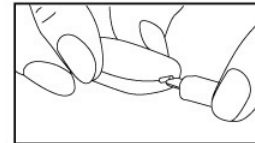
• Diaper Condition Detection

Attach the device by attaching the diaper to the Velcro area in the back of device



• Charging of AKOi Heart

While charging AKOi Heart, the sensor detection is not working



Federal Communication Commission Statement

This device complies with Part 15 of the FCC Rules. Operation is subject to the following two conditions: (1) This device may not cause harmful interference, and (2) this device must accept any interference received, including interference that may cause undesired operation.

This equipment has been tested and found to comply with the limits for a Class B digital device, pursuant to Part 15 of the FCC Rules. These limits are designed to provide reasonable protection against harmful interference in a residential installation. This equipment generates, uses and can radiate radio frequency energy and, if not installed and used in accordance with the instructions, may cause harmful interference to radio communications. However, there is no guarantee that interference will not occur in a particular installation.

If this equipment does cause harmful interference to radio or television reception, which can be determined by turning the equipment off and on, the user is encouraged to try to correct the interference by one of the following measures:

- Reorient or relocate the receiving antenna.
- Increase the separation between the equipment and receiver.
- Connect the equipment into an outlet on a circuit different from that to which the receiver is connected.
- Consult the dealer or an experienced radio/TV technician for help.

FCC Caution: Any changes or modifications not expressly approved by the party responsible for compliance could void the user's authority to operate this equipment.

This device complies with RF exposure requirement.