







6.4 Setup Photographs:



7.4 Setup Photographs:





8.4 Setup Photographs:





9.4 Setup Photographs:



Radiated Emissions Test Setup (Worst-case)



Radiated Emissions Test Setup




Radiated Emissions Test Setup




10.4 Setup Photographs:

Radiated Emissions Test Setup, 9 kHz-30 MHz




Radiated Emissions Test Setup, 9 kHz-30 MHz






Radiated Emissions Test Setup (Back Side), 30-1000 MHz





Radiated Emissions Test Setup (Short Side), 30-1000 MHz





Radiated Emissions Test Setup (Long Side), 30-1000 MHz





Radiated Emissions Test Setup, 1-13 GHz (Short Side)



Radiated Emissions Test Setup, 1-13 GHz (Long Side)




Radiated Emissions Test Setup, 1-13 GHz (Back Side)



Radiated Emissions Manual Scan Test Setup, 13-18 GHz



Radiated Emissions Manual Scan Test Setup, 18-25 GHz



11.4 Setup Photographs:

Radiated Emissions Test Setup, 30-1000 MHz





12.4 Setup Photographs:

