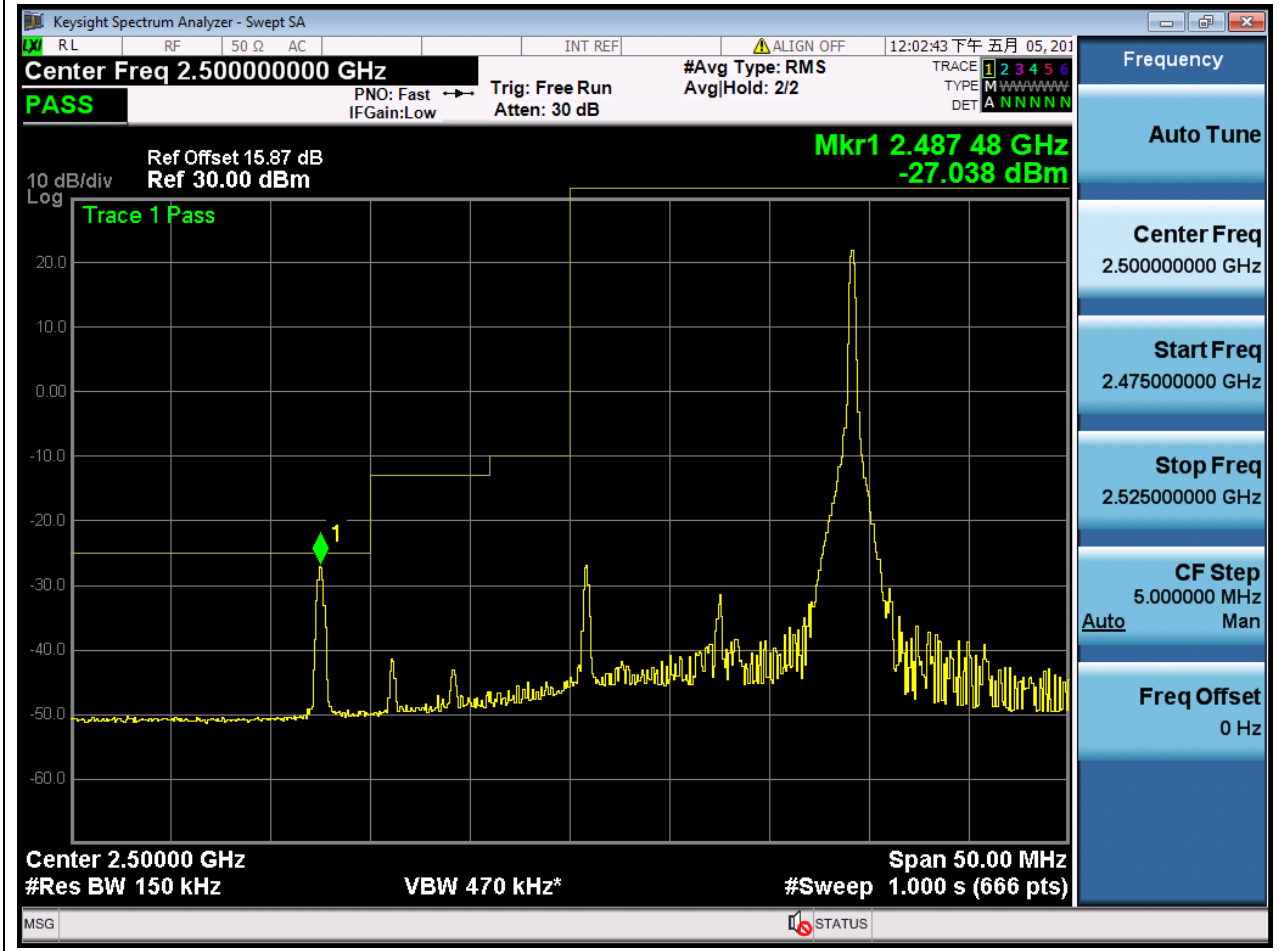


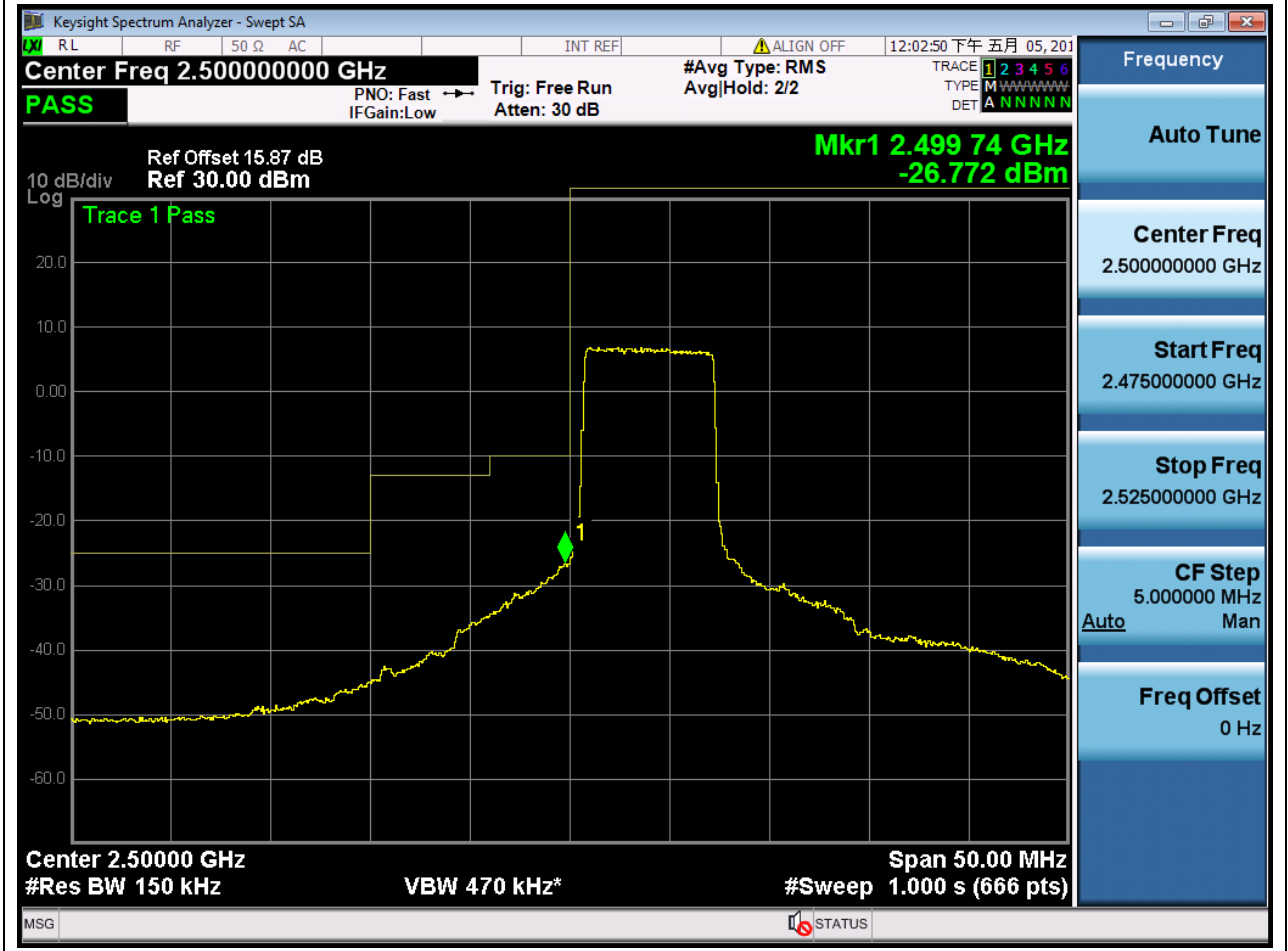
1.66. LTE Band Edge(NTNV)(Subtest:66, Channel:20825, Bandwidth:15, Modulation:Q16, RB Number: 1, RB Position:HIGH)

| Center Frequency (MHz) | Span (MHz) | RBW (MHz) | Detector | Frequency (MHz) | Power (dBm) | Verdict | Sweep Point |
|------------------------|------------|-----------|----------|-----------------|-------------|---------|-------------|
| 2500 | 50 | 0.15 | RMS | 2487.481 | -27.04 | Pass | 666 |



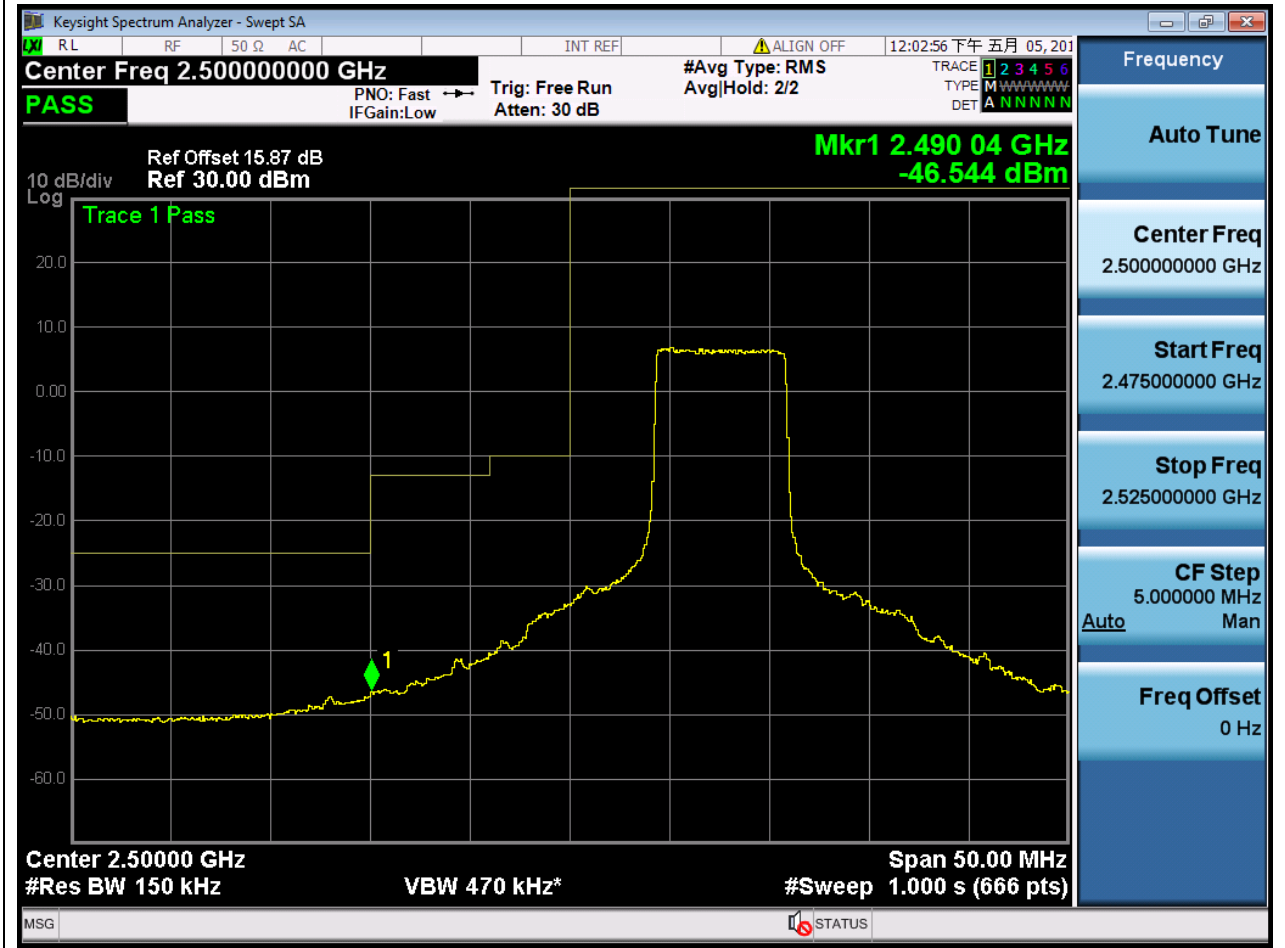
1.67. LTE Band Edge(NTNV)(Subtest:67, Channel:20825, Bandwidth:15, Modulation:Q16, RB Number: 36, RB Position:LOW)

| Center Frequency (MHz) | Span (MHz) | RBW (MHz) | Detector | Frequency (MHz) | Power (dBm) | Verdict | Sweep Point |
|------------------------|------------|-----------|----------|-----------------|-------------|---------|-------------|
| 2500 | 50 | 0.15 | RMS | 2499.737 | -26.77 | Pass | 666 |



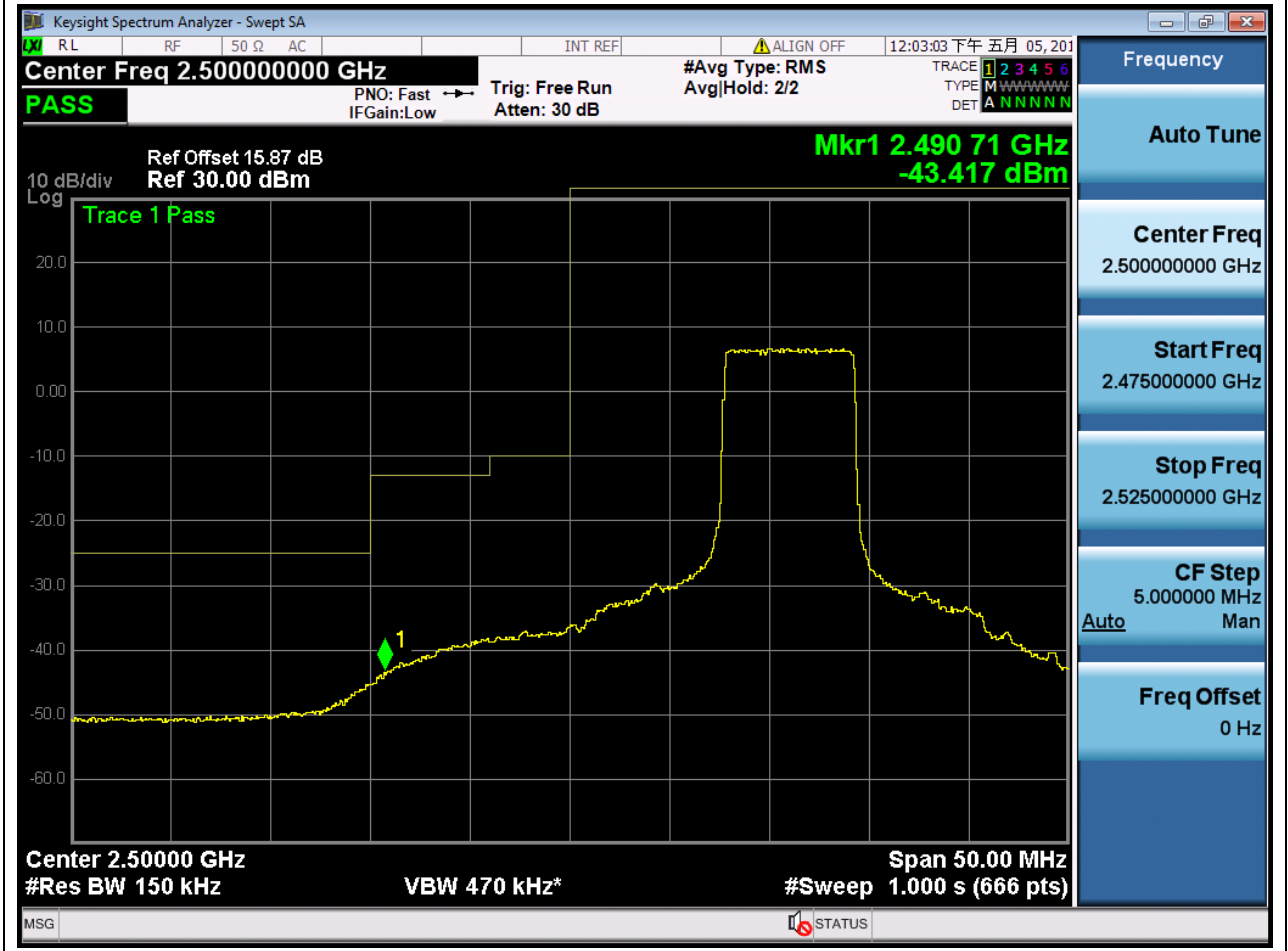
1.68. LTE Band Edge(NTNV)(Subtest:68, Channel:20825, Bandwidth:15, Modulation:Q16, RB Number: 36, RB Position:MID)

| Center Frequency (MHz) | Span (MHz) | RBW (MHz) | Detector | Frequency (MHz) | Power (dBm) | Verdict | Sweep Point |
|------------------------|------------|-----------|----------|-----------------|-------------|---------|-------------|
| 2500 | 50 | 0.15 | RMS | 2490.038 | -46.54 | Pass | 666 |



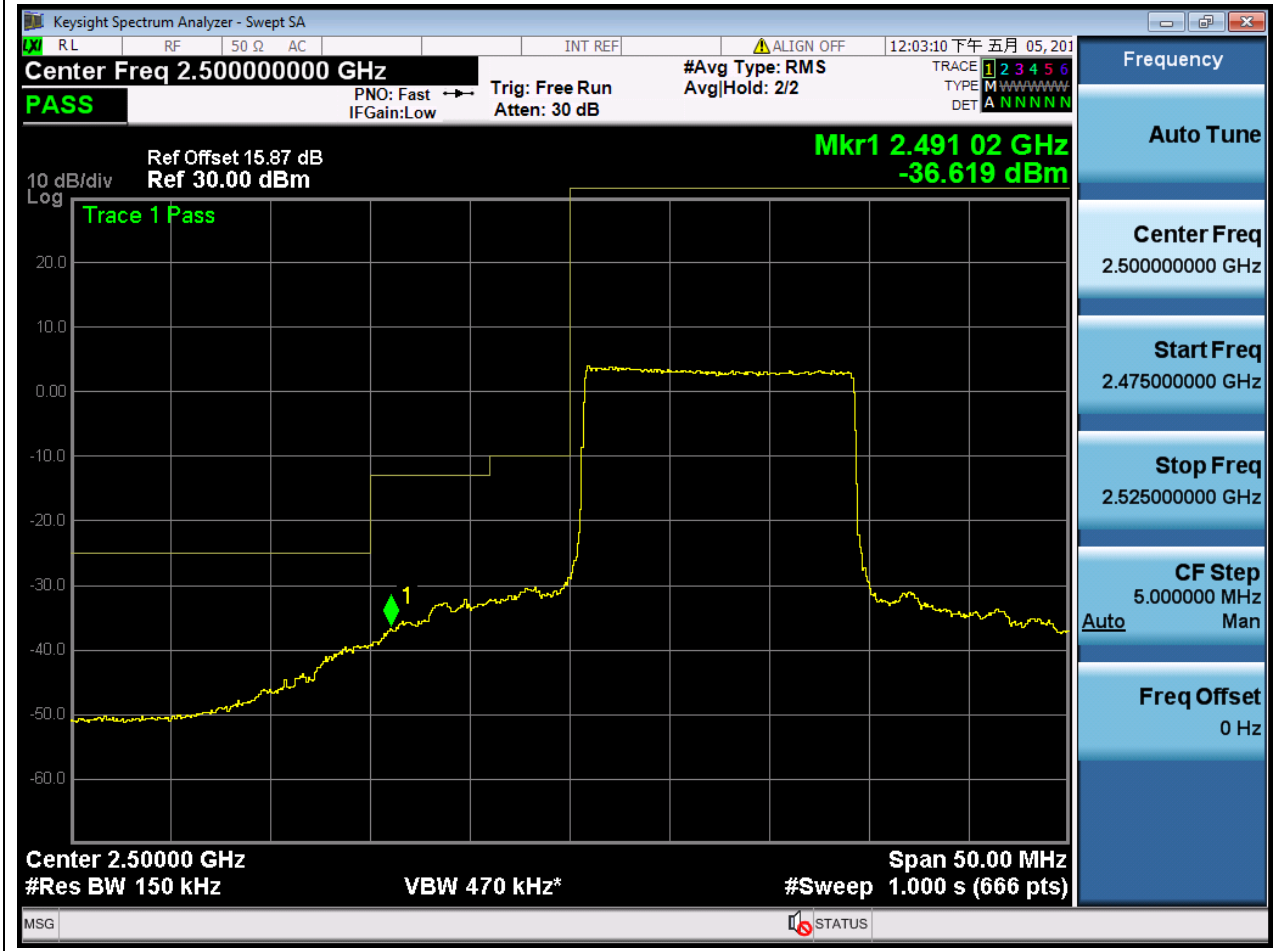
1.69. LTE Band Edge(NTNV)(Subtest:69, Channel:20825, Bandwidth:15, Modulation:Q16, RB Number: 36, RB Position:HIGH)

| Center Frequency (MHz) | Span (MHz) | RBW (MHz) | Detector | Frequency (MHz) | Power (dBm) | Verdict | Sweep Point |
|------------------------|------------|-----------|----------|-----------------|-------------|---------|-------------|
| 2500 | 50 | 0.15 | RMS | 2490.714 | -43.42 | Pass | 666 |



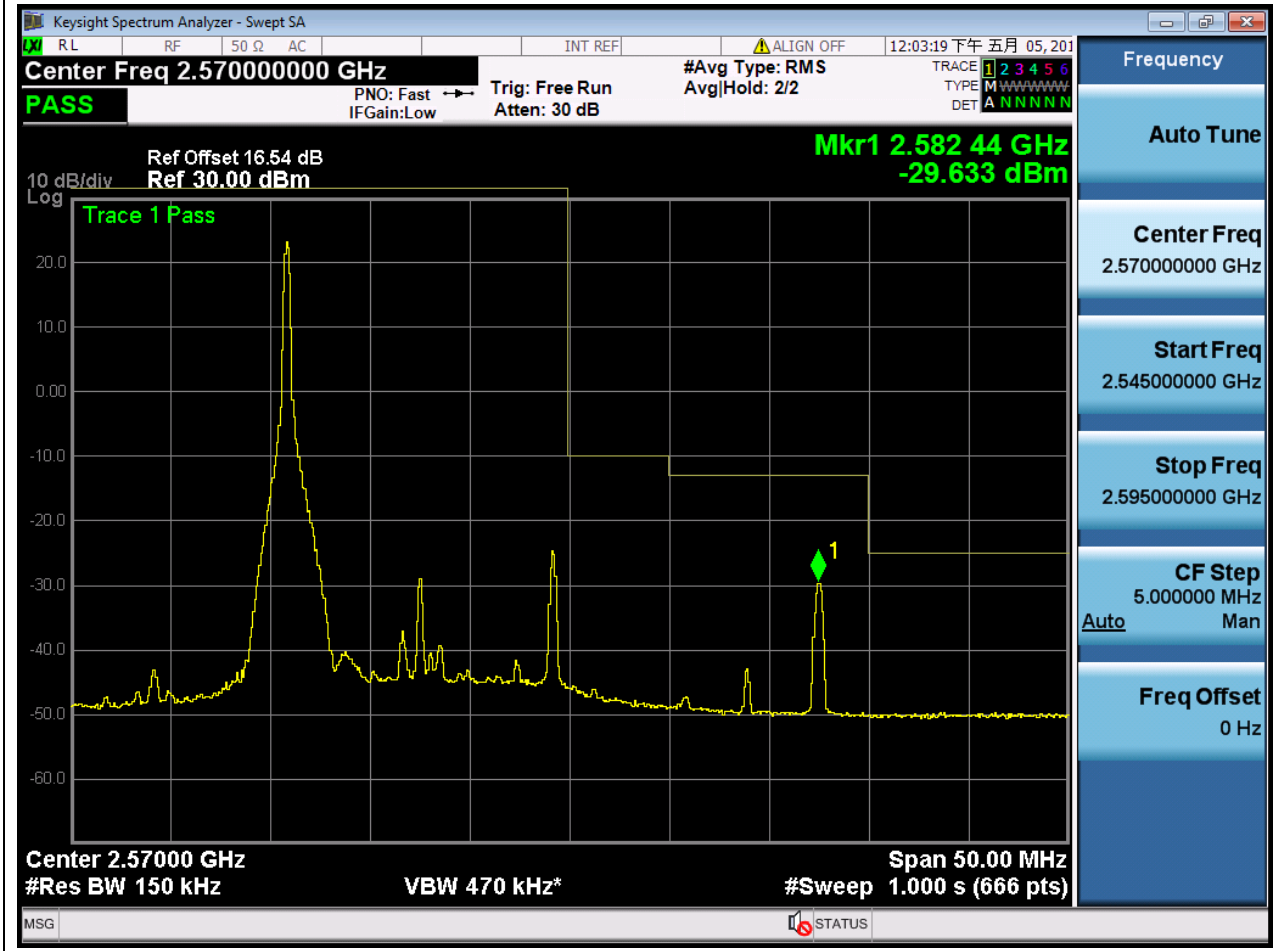
1.70. LTE Band Edge(NTNV)(Subtest:70, Channel:20825, Bandwidth:15, Modulation:Q16, RB Number: 75, RB Position:LOW)

| Center Frequency (MHz) | Span (MHz) | RBW (MHz) | Detector | Frequency (MHz) | Power (dBm) | Verdict | Sweep Point |
|------------------------|------------|-----------|----------|-----------------|-------------|---------|-------------|
| 2500 | 50 | 0.15 | RMS | 2491.015 | -36.62 | Pass | 666 |



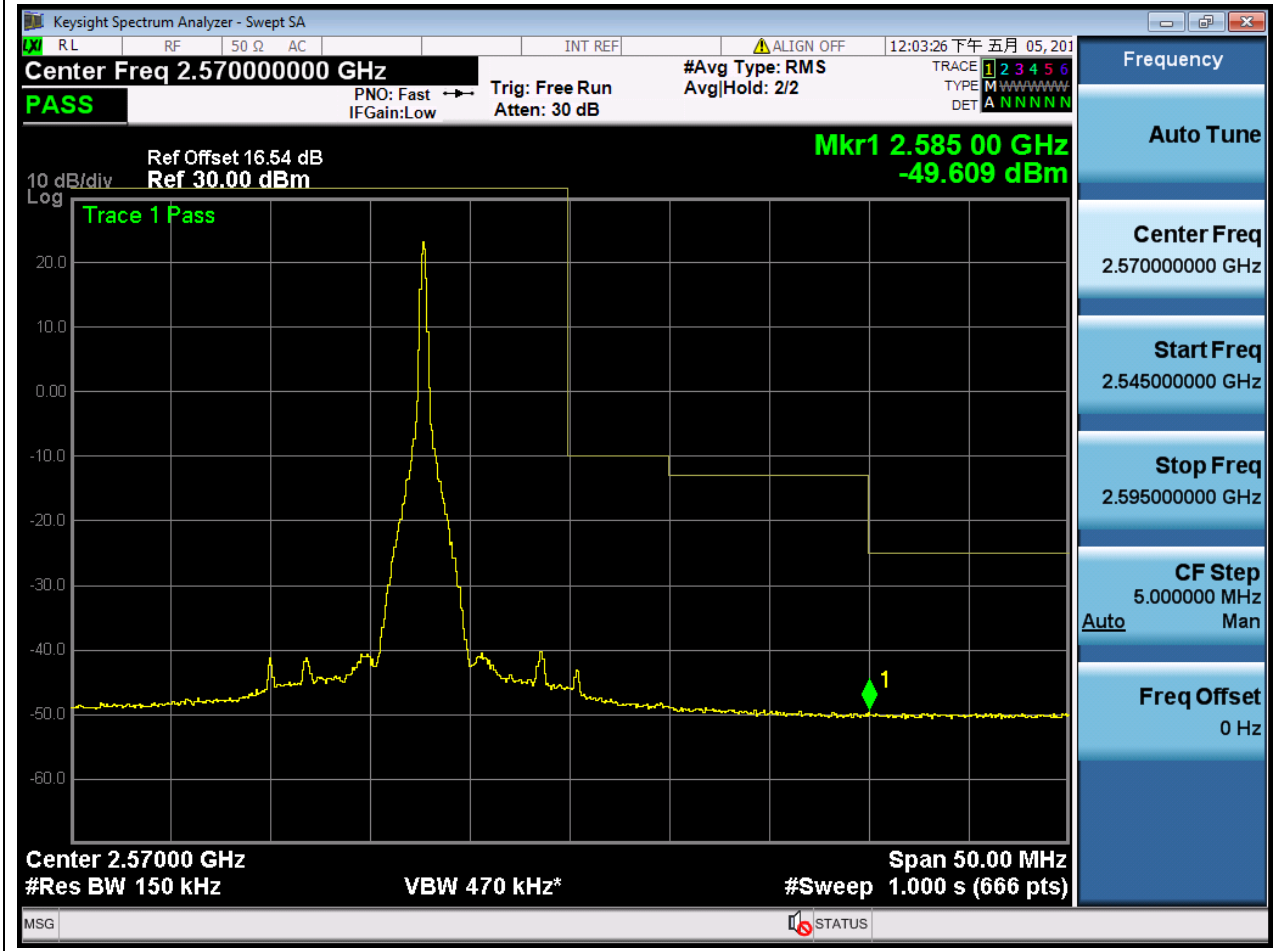
1.71. LTE Band Edge(NTNV)(Subtest:71, Channel:21375, Bandwidth:15, Modulation:QPSK, RB Number: 1, RB Position:LOW)

| Center Frequency (MHz) | Span (MHz) | RBW (MHz) | Detector | Frequency (MHz) | Power (dBm) | Verdict | Sweep Point |
|------------------------|------------|-----------|----------|-----------------|-------------|---------|-------------|
| 2570 | 50 | 0.15 | RMS | 2582.444 | -29.63 | Pass | 666 |



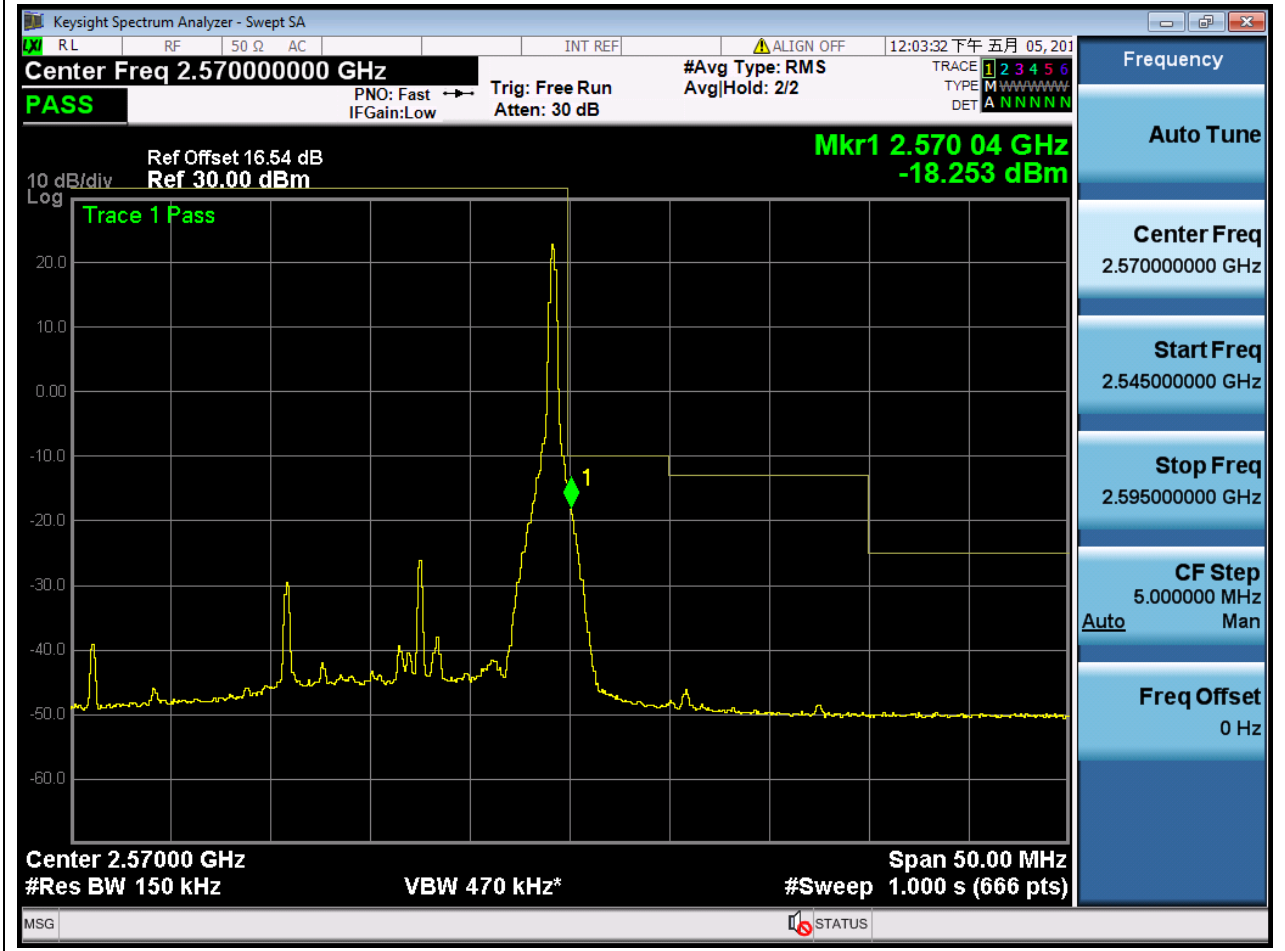
1.72. LTE Band Edge(NTNV)(Subtest:72, Channel:21375, Bandwidth:15, Modulation:QPSK, RB Number: 1, RB Position:MID)

| Center Frequency (MHz) | Span (MHz) | RBW (MHz) | Detector | Frequency (MHz) | Power (dBm) | Verdict | Sweep Point |
|------------------------|------------|-----------|----------|-----------------|-------------|---------|-------------|
| 2570 | 50 | 0.15 | RMS | 2585 | -49.61 | Pass | 666 |



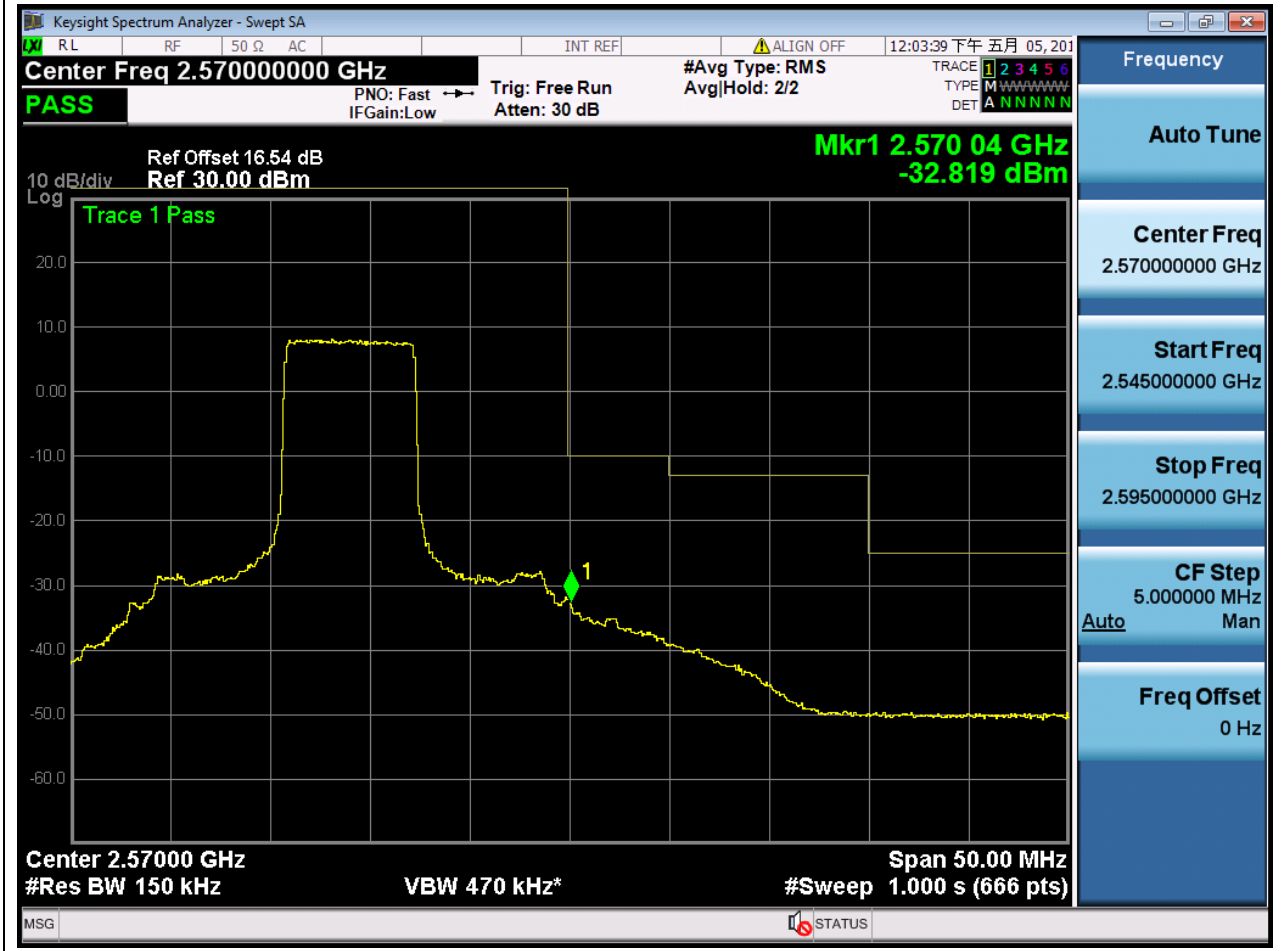
1.73. LTE Band Edge(NTNV)(Subtest:73, Channel:21375, Bandwidth:15, Modulation:QPSK, RB Number: 1, RB Position:HIGH)

| Center Frequency (MHz) | Span (MHz) | RBW (MHz) | Detector | Frequency (MHz) | Power (dBm) | Verdict | Sweep Point |
|------------------------|------------|-----------|----------|-----------------|-------------|---------|-------------|
| 2570 | 50 | 0.15 | RMS | 2570.038 | -18.25 | Pass | 666 |



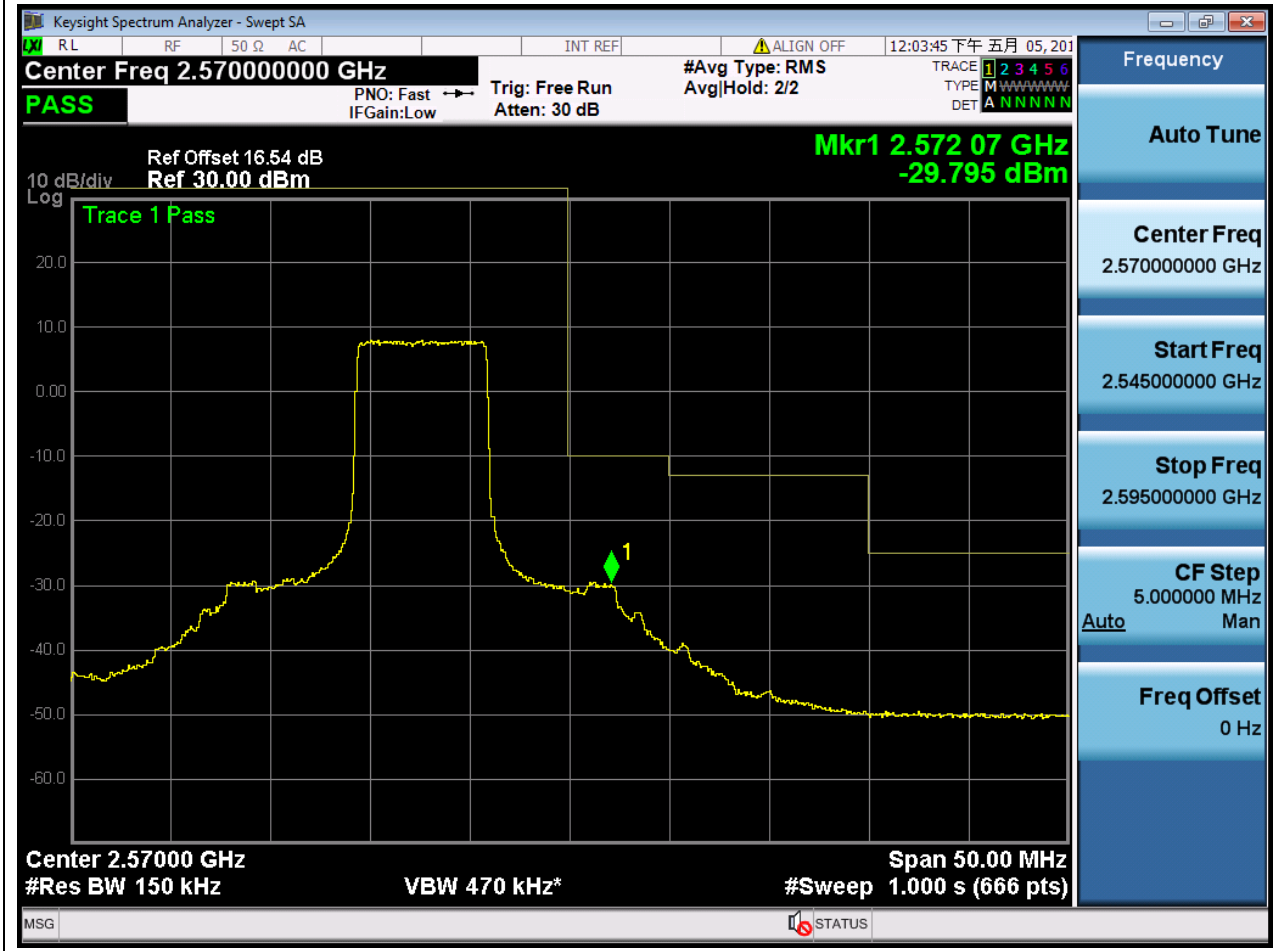
1.74. LTE Band Edge(NTNV)(Subtest:74, Channel:21375, Bandwidth:15, Modulation:QPSK, RB Number: 36, RB Position:LOW)

| Center Frequency (MHz) | Span (MHz) | RBW (MHz) | Detector | Frequency (MHz) | Power (dBm) | Verdict | Sweep Point |
|------------------------|------------|-----------|----------|-----------------|-------------|---------|-------------|
| 2570 | 50 | 0.15 | RMS | 2570.038 | -32.82 | Pass | 666 |



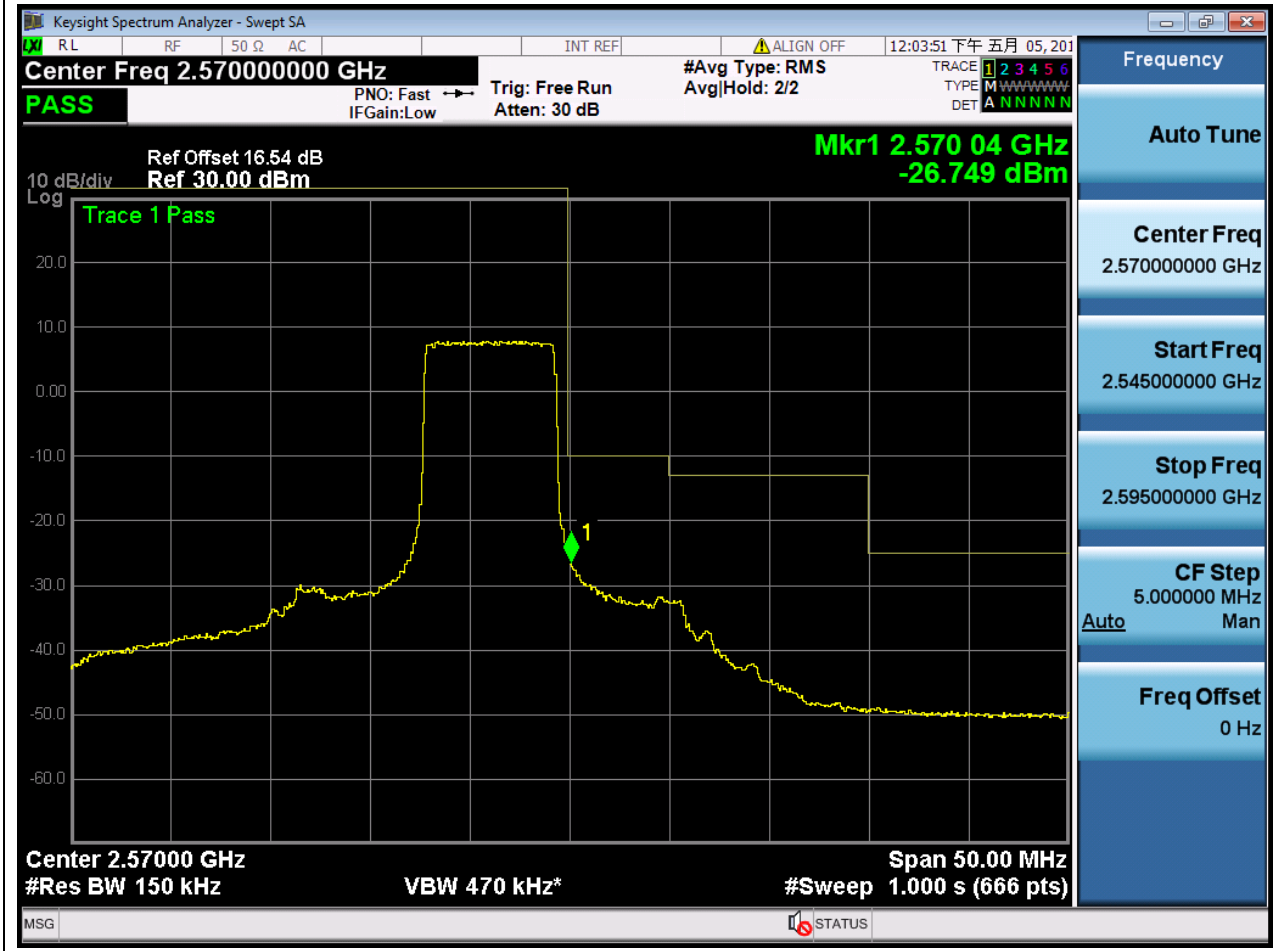
1.75. LTE Band Edge(NTNV)(Subtest:75, Channel:21375, Bandwidth:15, Modulation:QPSK, RB Number: 36, RB Position:MID)

| Center Frequency (MHz) | Span (MHz) | RBW (MHz) | Detector | Frequency (MHz) | Power (dBm) | Verdict | Sweep Point |
|------------------------|------------|-----------|----------|-----------------|-------------|---------|-------------|
| 2570 | 50 | 0.15 | RMS | 2572.068 | -29.8 | Pass | 666 |



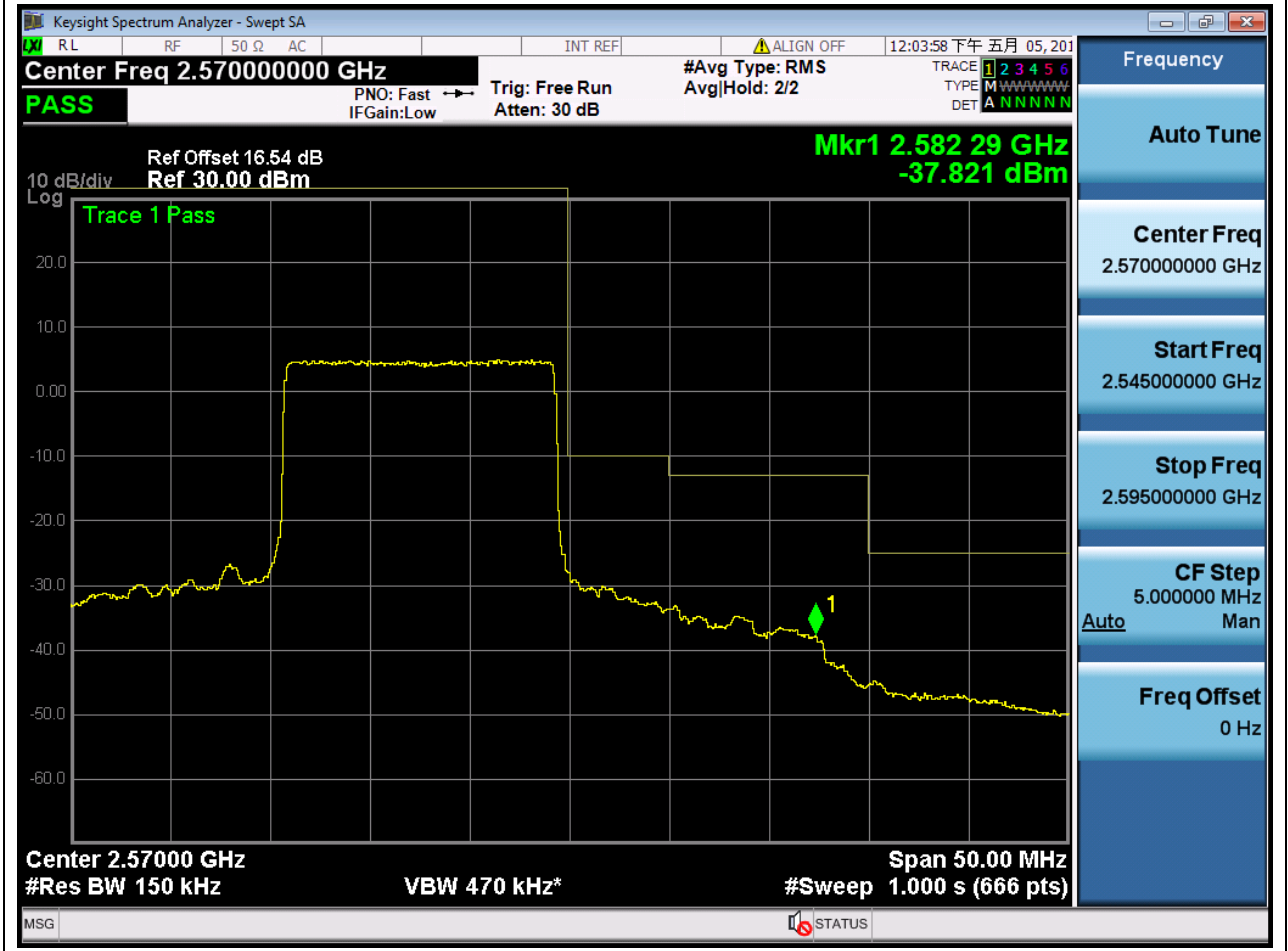
1.76. LTE Band Edge(NTNV)(Subtest:76, Channel:21375, Bandwidth:15, Modulation:QPSK, RB Number: 36, RB Position:HIGH)

| Center Frequency (MHz) | Span (MHz) | RBW (MHz) | Detector | Frequency (MHz) | Power (dBm) | Verdict | Sweep Point |
|------------------------|------------|-----------|----------|-----------------|-------------|---------|-------------|
| 2570 | 50 | 0.15 | RMS | 2570.038 | -26.75 | Pass | 666 |



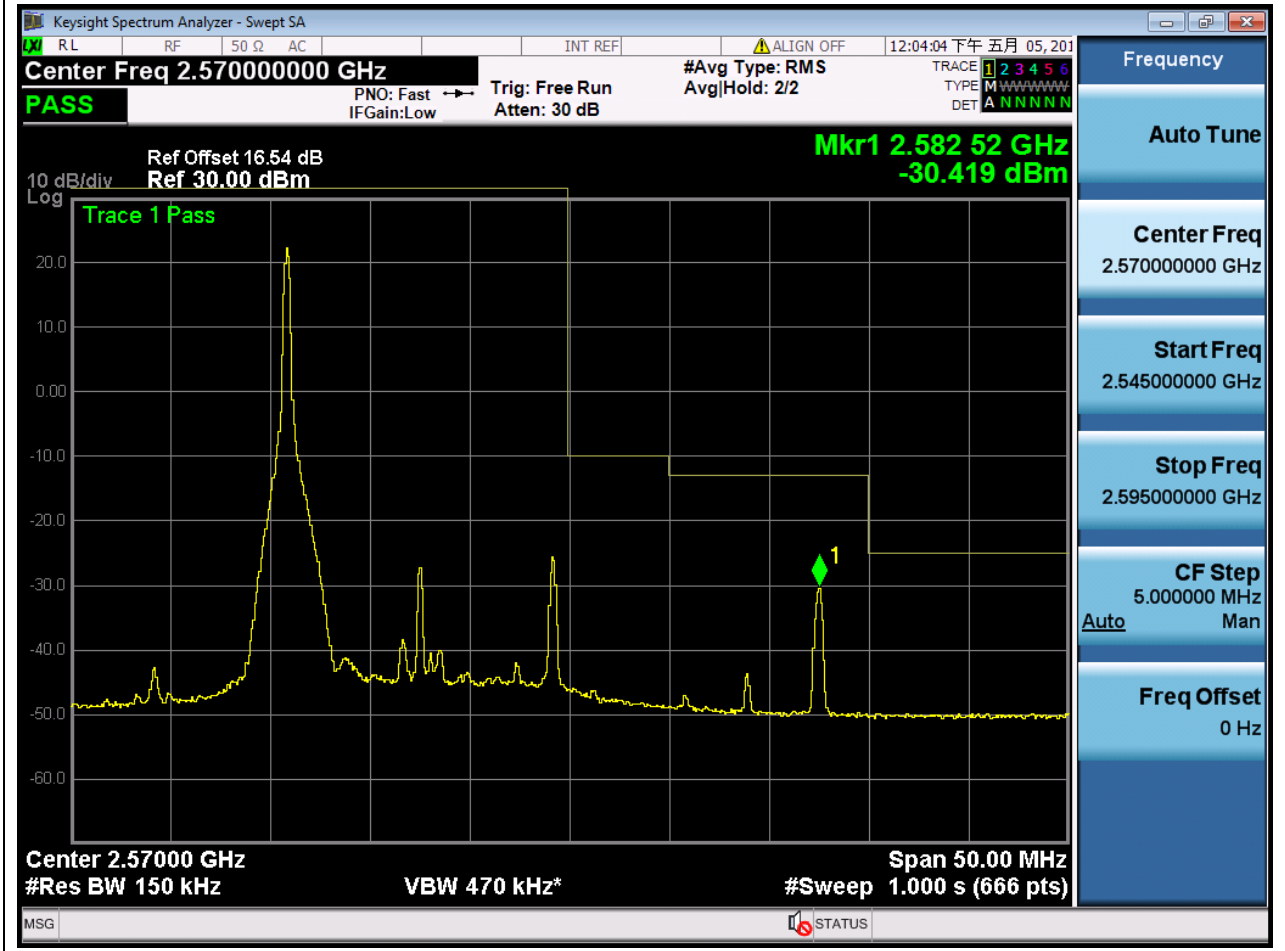
1.77. LTE Band Edge(NTNV)(Subtest:77, Channel:21375, Bandwidth:15, Modulation:QPSK, RB Number: 75, RB Position:LOW)

| Center Frequency (MHz) | Span (MHz) | RBW (MHz) | Detector | Frequency (MHz) | Power (dBm) | Verdict | Sweep Point |
|------------------------|------------|-----------|----------|-----------------|-------------|---------|-------------|
| 2570 | 50 | 0.15 | RMS | 2582.293 | -37.82 | Pass | 666 |



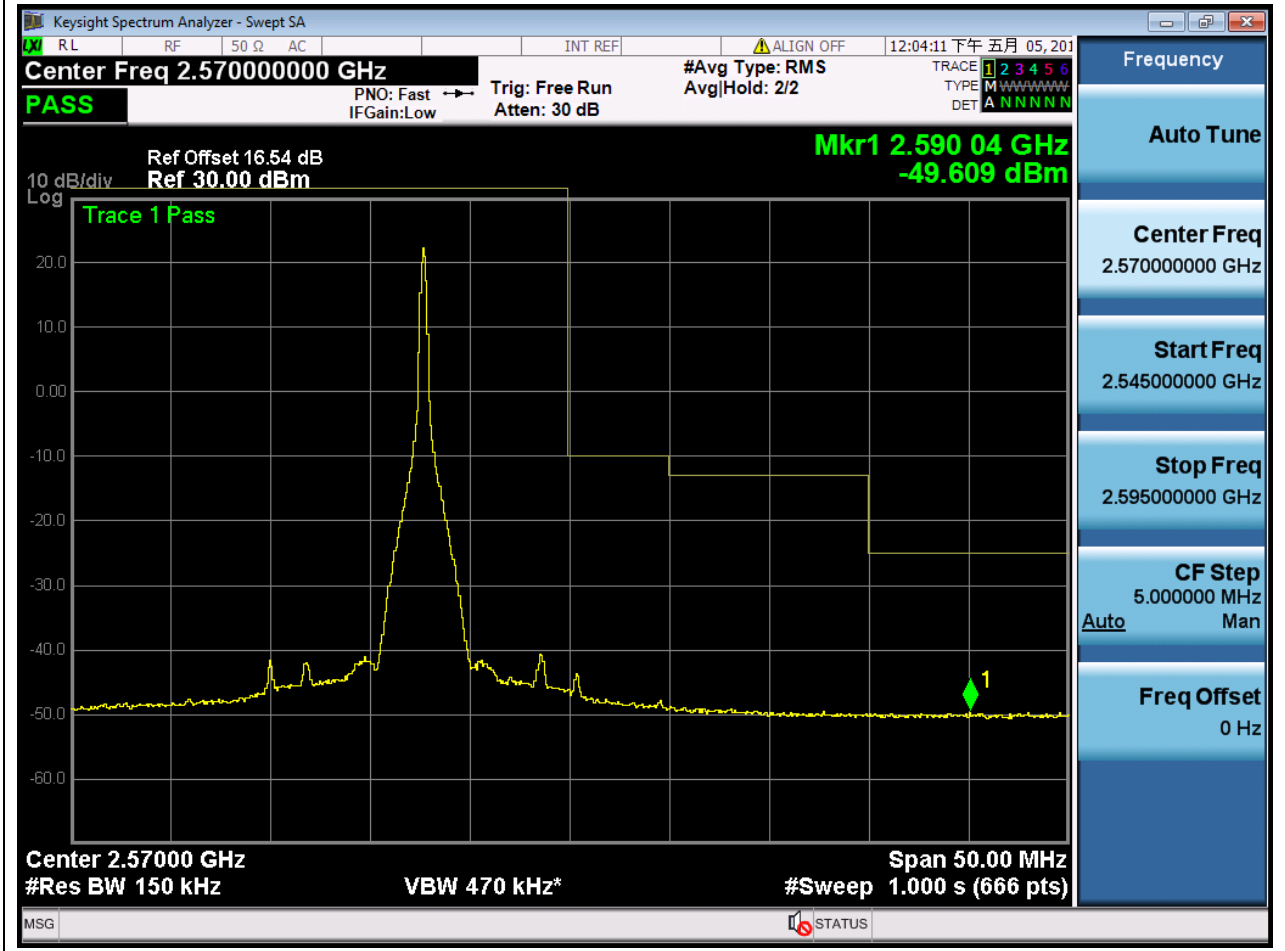
1.78. LTE Band Edge(NTNV)(Subtest:78, Channel:21375, Bandwidth:15, Modulation:Q16, RB Number: 1, RB Position:LOW)

| Center Frequency (MHz) | Span (MHz) | RBW (MHz) | Detector | Frequency (MHz) | Power (dBm) | Verdict | Sweep Point |
|------------------------|------------|-----------|----------|-----------------|-------------|---------|-------------|
| 2570 | 50 | 0.15 | RMS | 2582.519 | -30.42 | Pass | 666 |



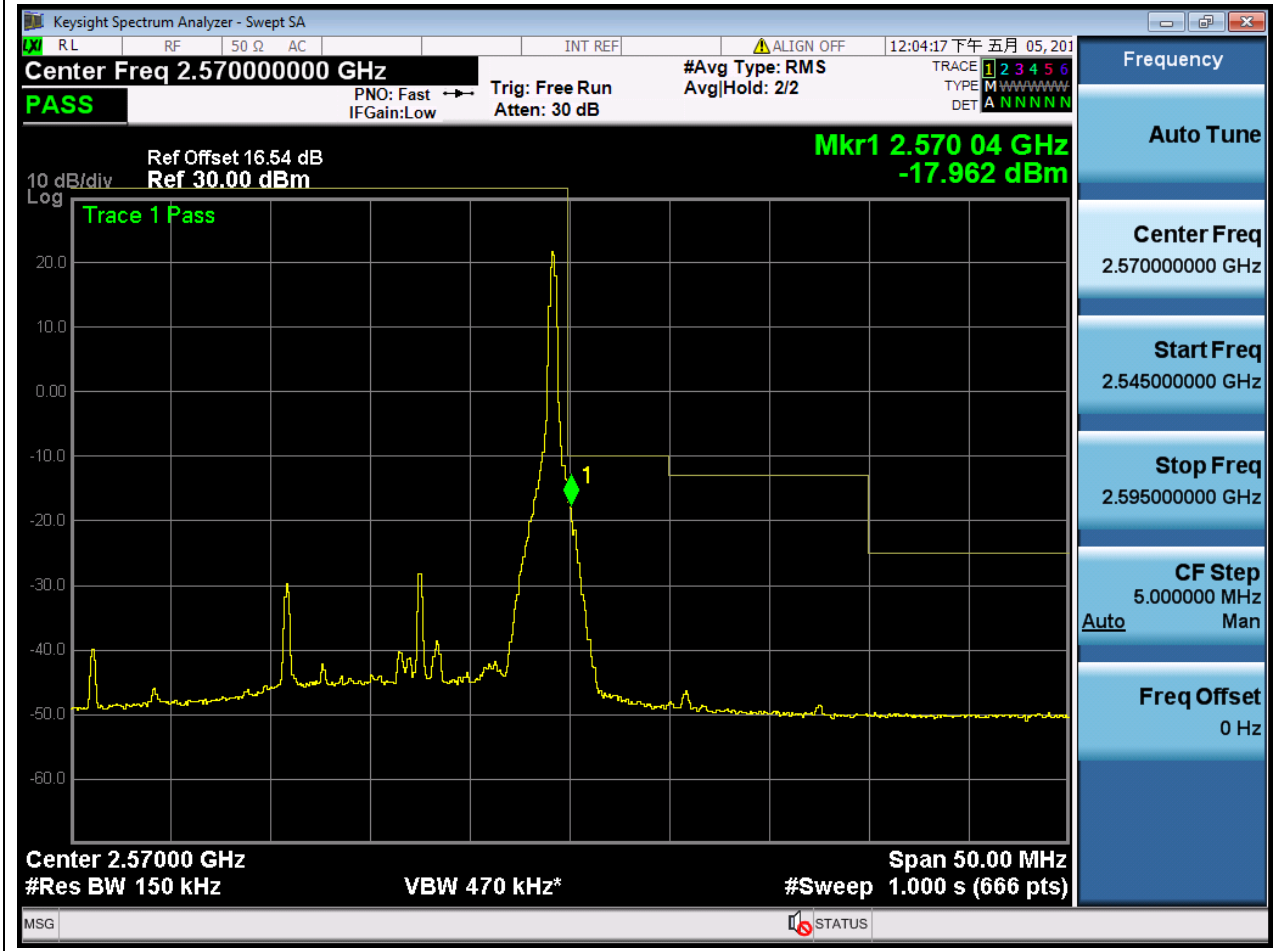
1.79. LTE Band Edge(NTNV)(Subtest:79, Channel:21375, Bandwidth:15, Modulation:Q16, RB Number: 1, RB Position:MID)

| Center Frequency (MHz) | Span (MHz) | RBW (MHz) | Detector | Frequency (MHz) | Power (dBm) | Verdict | Sweep Point |
|------------------------|------------|-----------|----------|-----------------|-------------|---------|-------------|
| 2570 | 50 | 0.15 | RMS | 2590.038 | -49.61 | Pass | 666 |



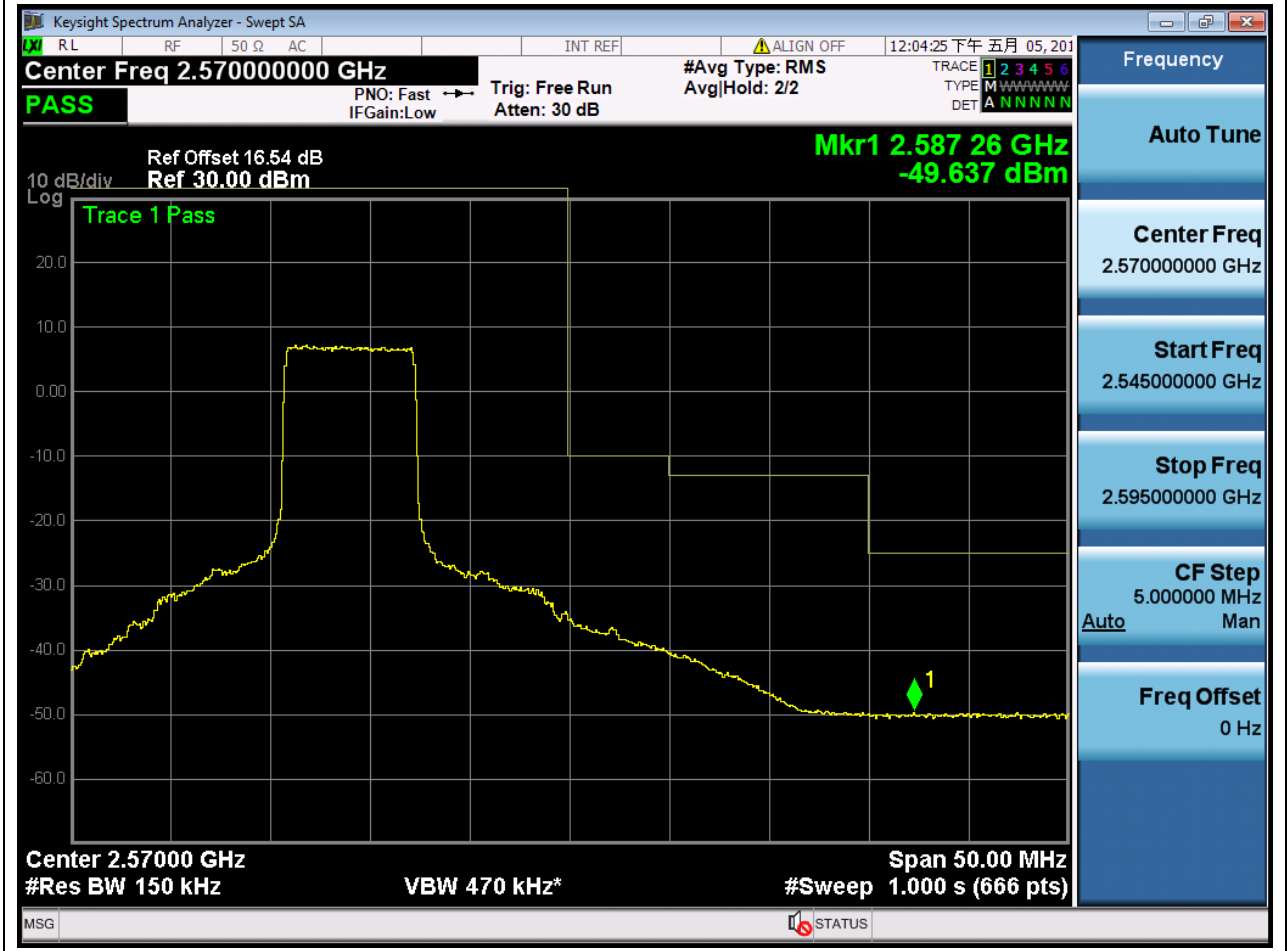
1.80. LTE Band Edge(NTNV)(Subtest:80, Channel:21375, Bandwidth:15, Modulation:Q16, RB Number: 1, RB Position:HIGH)

| Center Frequency (MHz) | Span (MHz) | RBW (MHz) | Detector | Frequency (MHz) | Power (dBm) | Verdict | Sweep Point |
|------------------------|------------|-----------|----------|-----------------|-------------|---------|-------------|
| 2570 | 50 | 0.15 | RMS | 2570.038 | -17.96 | Pass | 666 |



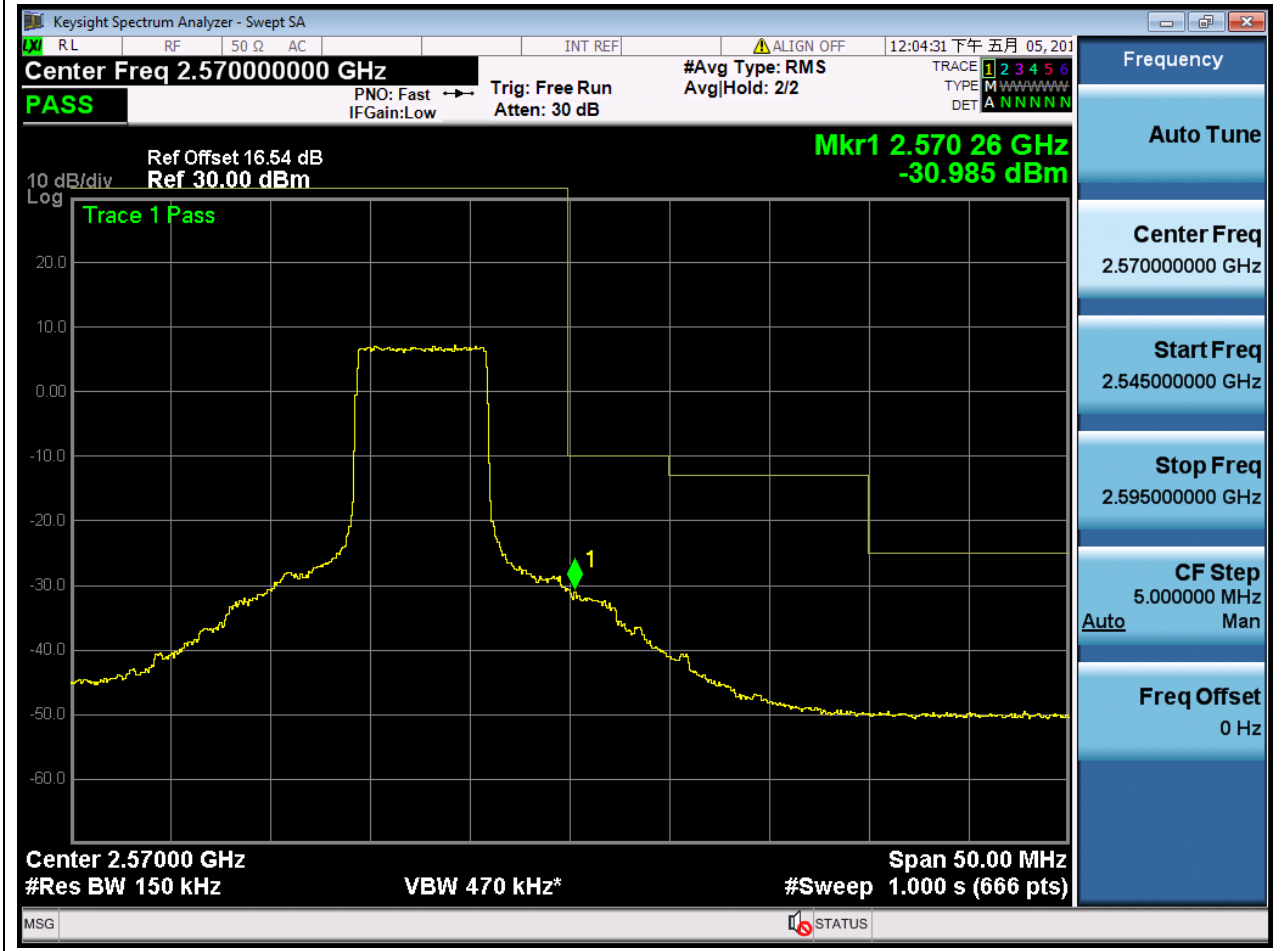
1.81. LTE Band Edge(NTNV)(Subtest:81, Channel:21375, Bandwidth:15, Modulation:Q16, RB Number: 36, RB Position:LOW)

| Center Frequency (MHz) | Span (MHz) | RBW (MHz) | Detector | Frequency (MHz) | Power (dBm) | Verdict | Sweep Point |
|------------------------|------------|-----------|----------|-----------------|-------------|---------|-------------|
| 2570 | 50 | 0.15 | RMS | 2587.256 | -49.64 | Pass | 666 |



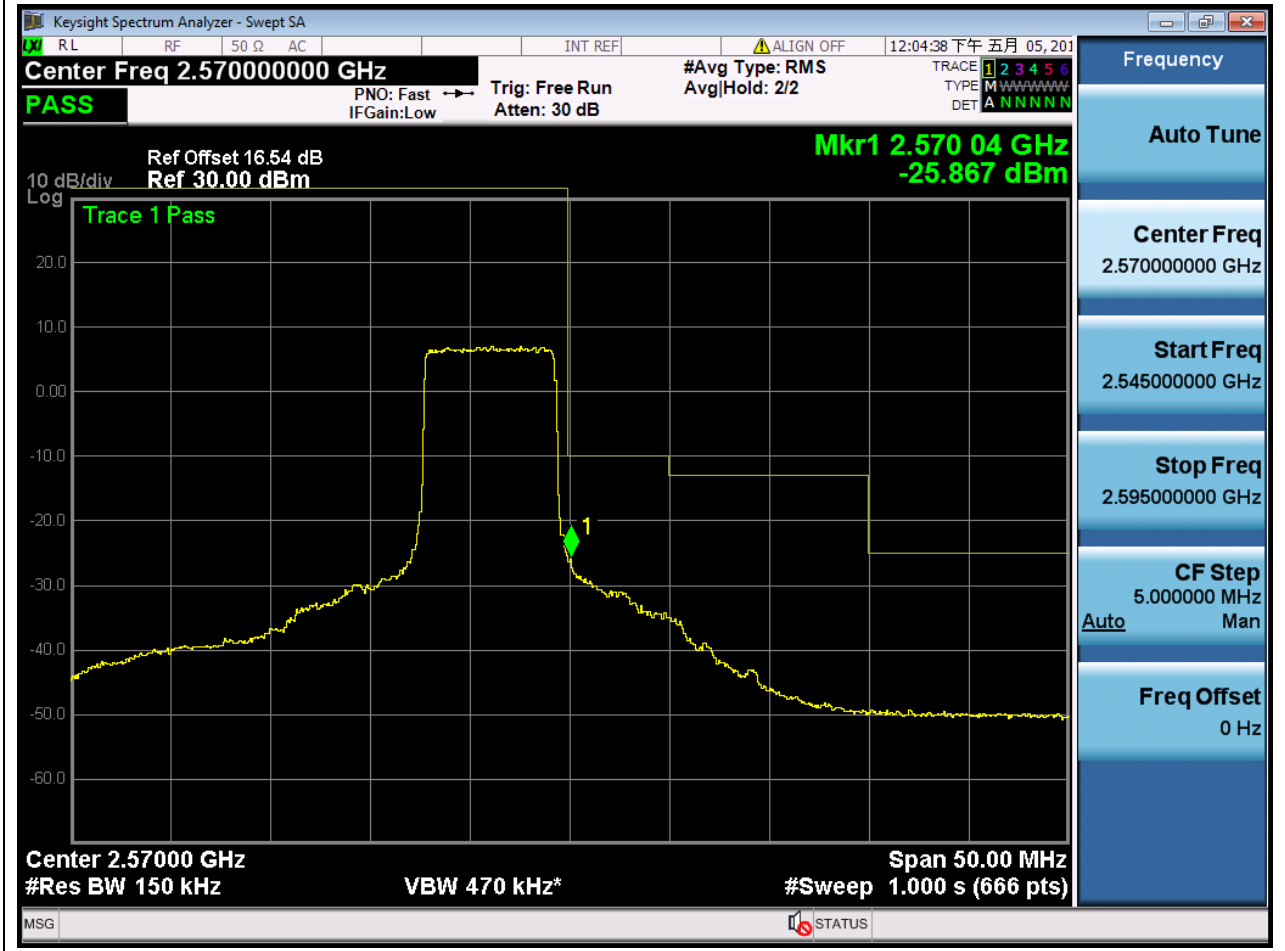
1.82. LTE Band Edge(NTNV)(Subtest:82, Channel:21375, Bandwidth:15, Modulation:Q16, RB Number: 36, RB Position:MID)

| Center Frequency (MHz) | Span (MHz) | RBW (MHz) | Detector | Frequency (MHz) | Power (dBm) | Verdict | Sweep Point |
|------------------------|------------|-----------|----------|-----------------|-------------|---------|-------------|
| 2570 | 50 | 0.15 | RMS | 2570.263 | -30.99 | Pass | 666 |



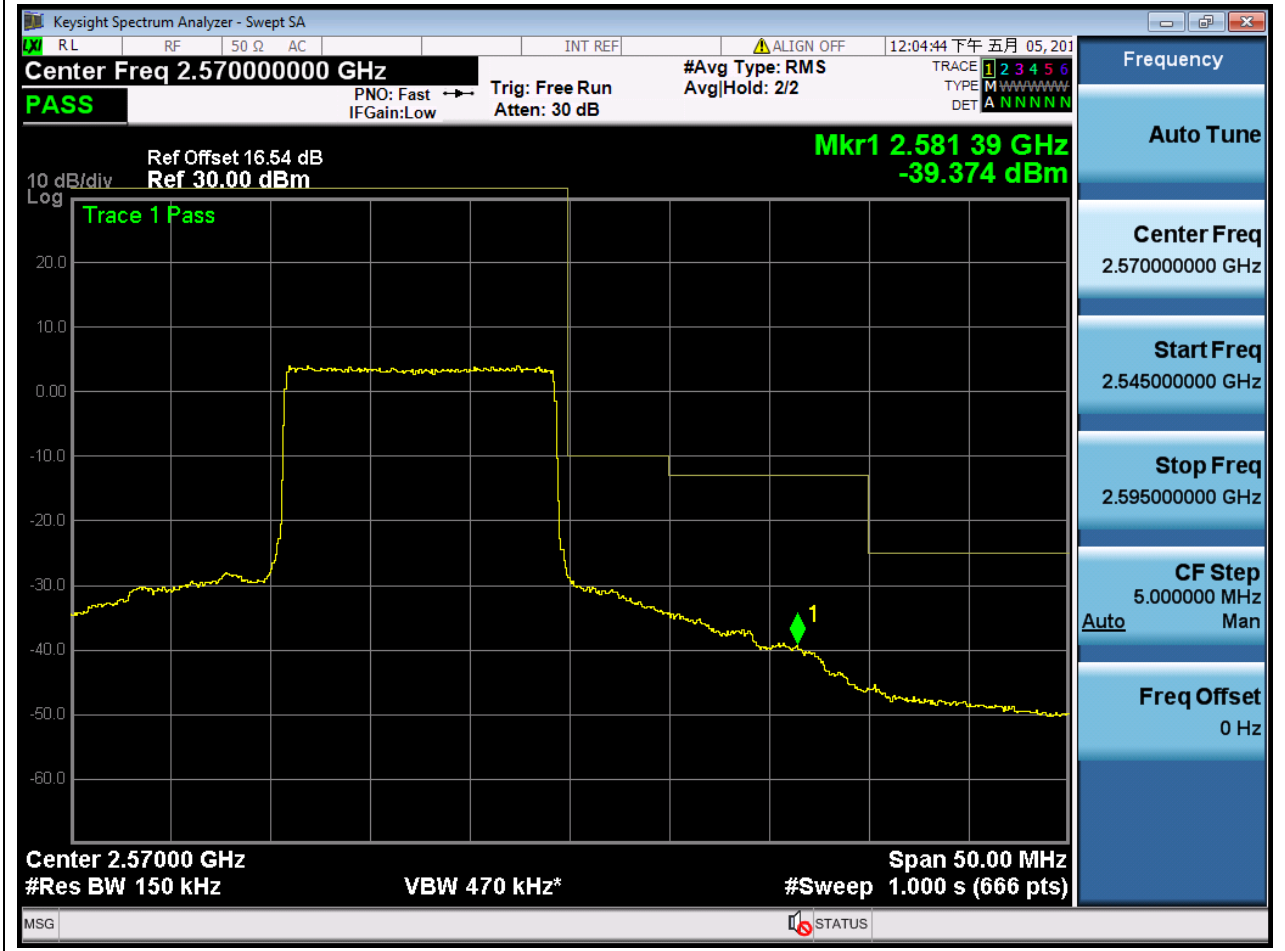
1.83. LTE Band Edge(NTNV)(Subtest:83, Channel:21375, Bandwidth:15, Modulation:Q16, RB Number: 36, RB Position:HIGH)

| Center Frequency (MHz) | Span (MHz) | RBW (MHz) | Detector | Frequency (MHz) | Power (dBm) | Verdict | Sweep Point |
|------------------------|------------|-----------|----------|-----------------|-------------|---------|-------------|
| 2570 | 50 | 0.15 | RMS | 2570.038 | -25.87 | Pass | 666 |



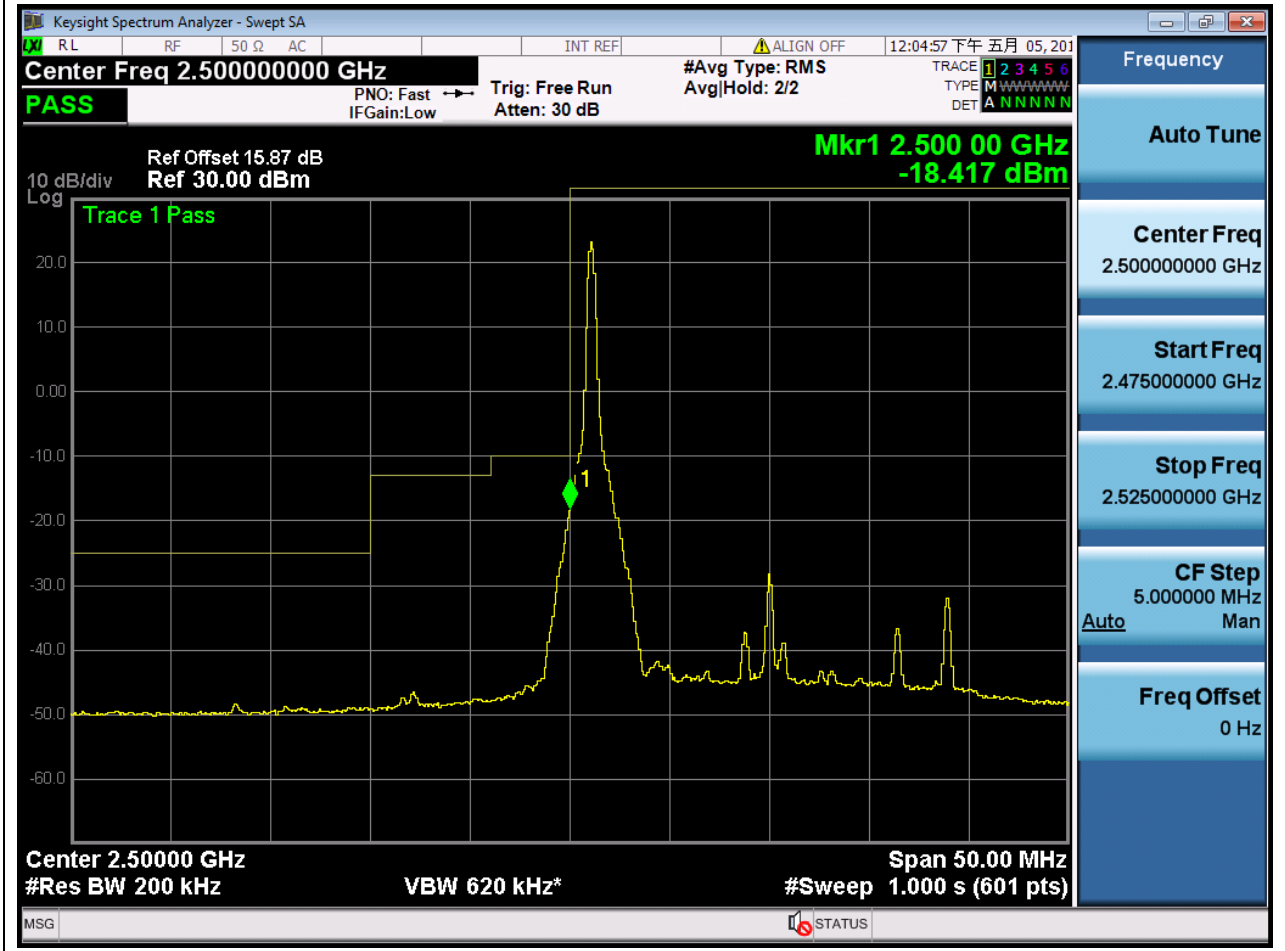
1.84. LTE Band Edge(NTNV)(Subtest:84, Channel:21375, Bandwidth:15, Modulation:Q16, RB Number: 75, RB Position:LOW)

| Center Frequency (MHz) | Span (MHz) | RBW (MHz) | Detector | Frequency (MHz) | Power (dBm) | Verdict | Sweep Point |
|------------------------|------------|-----------|----------|-----------------|-------------|---------|-------------|
| 2570 | 50 | 0.15 | RMS | 2581.391 | -39.37 | Pass | 666 |



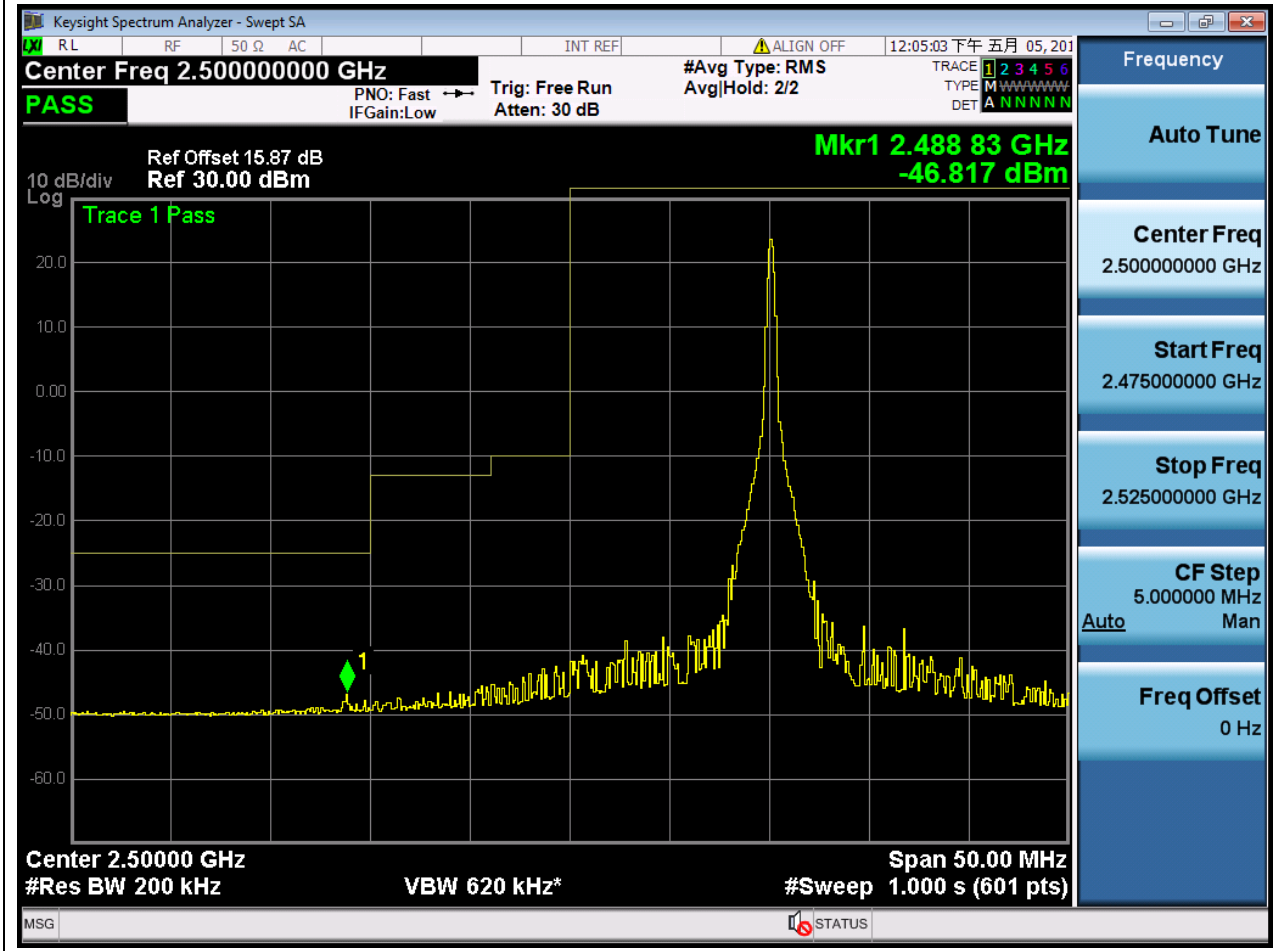
1.85. LTE Band Edge(NTNV)(Subtest:85, Channel:20850, Bandwidth:20, Modulation:QPSK, RB Number: 1, RB Position:LOW)

| Center Frequency (MHz) | Span (MHz) | RBW (MHz) | Detector | Frequency (MHz) | Power (dBm) | Verdict | Sweep Point |
|------------------------|------------|-----------|----------|-----------------|-------------|---------|-------------|
| 2500 | 50 | 0.2 | RMS | 2500 | -18.42 | Pass | 601 |



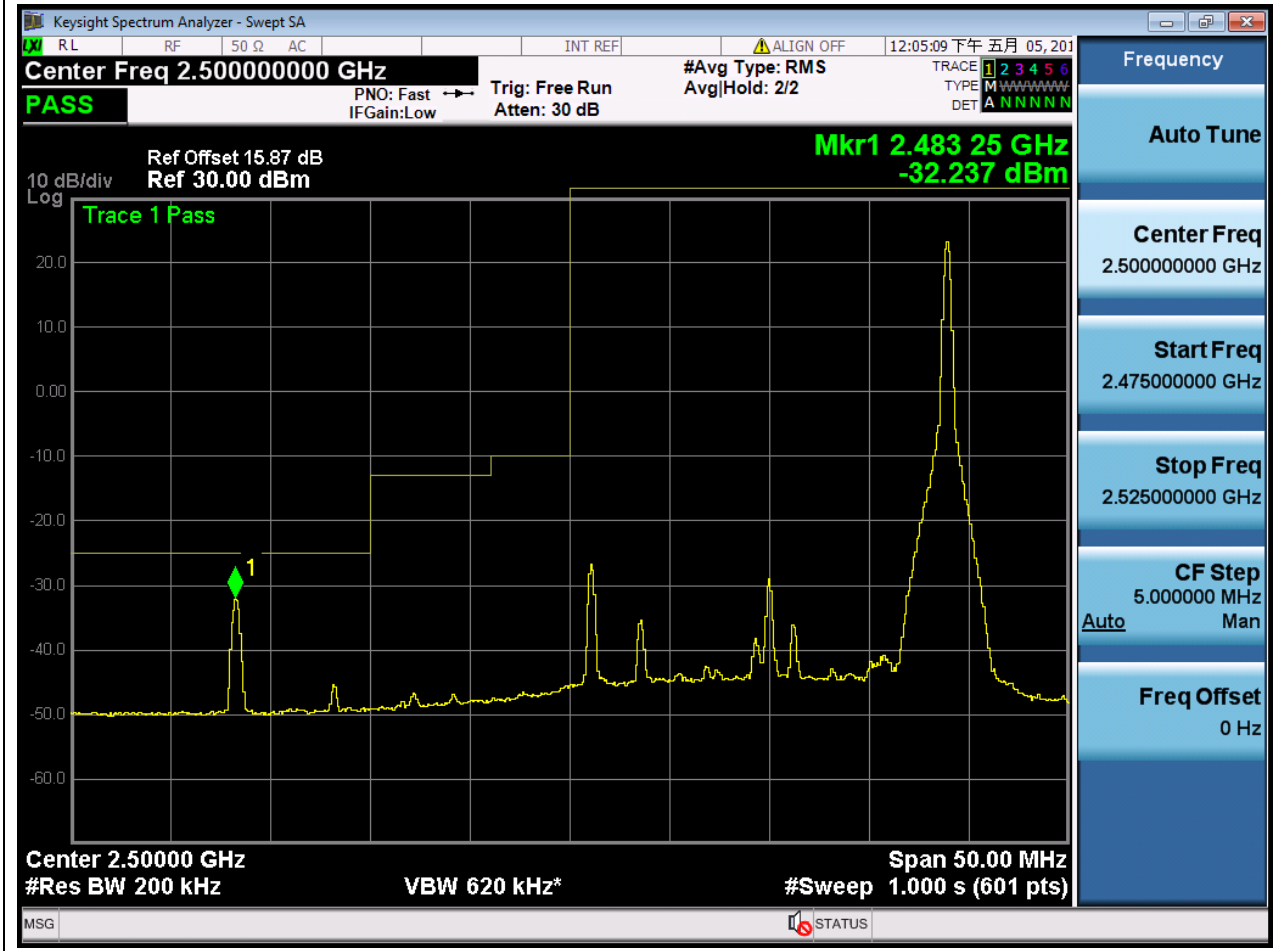
1.86. LTE Band Edge(NTNV)(Subtest:86, Channel:20850, Bandwidth:20, Modulation:QPSK, RB Number: 1, RB Position:MID)

| Center Frequency (MHz) | Span (MHz) | RBW (MHz) | Detector | Frequency (MHz) | Power (dBm) | Verdict | Sweep Point |
|------------------------|------------|-----------|----------|-----------------|-------------|---------|-------------|
| 2500 | 50 | 0.2 | RMS | 2488.833 | -46.82 | Pass | 601 |



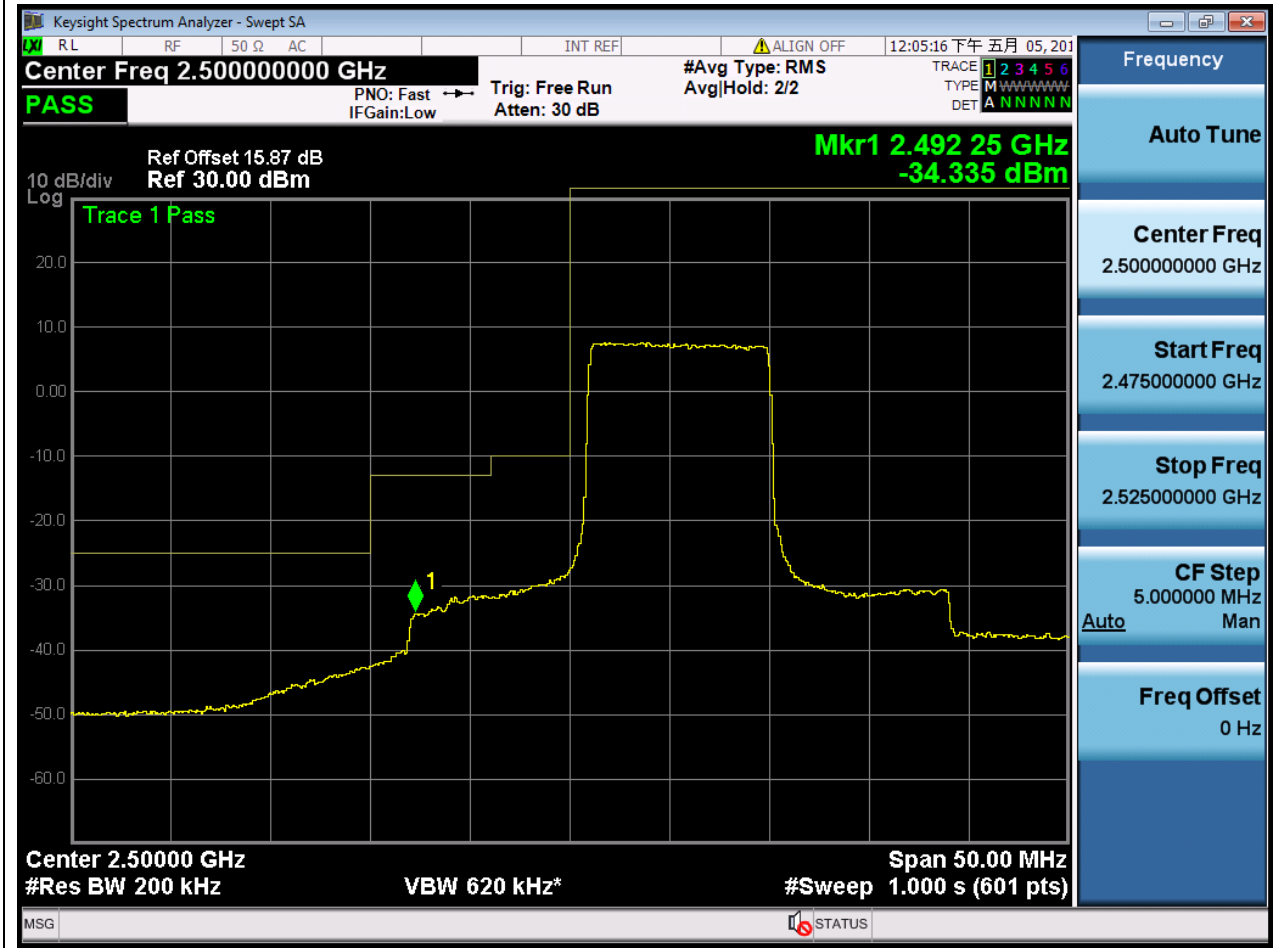
1.87. LTE Band Edge(NTNV)(Subtest:87, Channel:20850, Bandwidth:20, Modulation:QPSK, RB Number: 1, RB Position:HIGH)

| Center Frequency (MHz) | Span (MHz) | RBW (MHz) | Detector | Frequency (MHz) | Power (dBm) | Verdict | Sweep Point |
|------------------------|------------|-----------|----------|-----------------|-------------|---------|-------------|
| 2500 | 50 | 0.2 | RMS | 2483.25 | -32.24 | Pass | 601 |



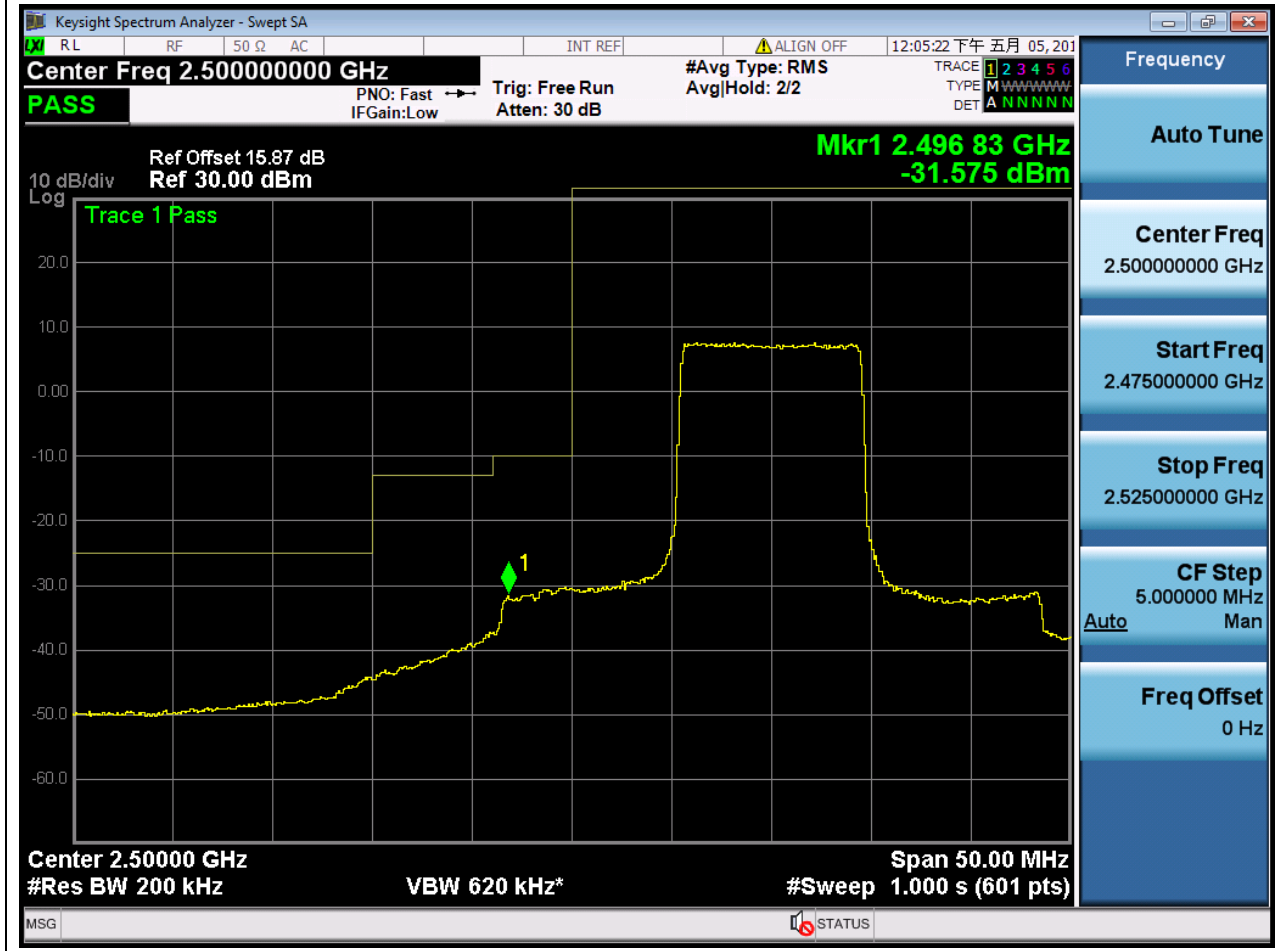
1.88. LTE Band Edge(NTNV)(Subtest:88, Channel:20850, Bandwidth:20, Modulation:QPSK, RB Number: 50, RB Position:LOW)

| Center Frequency (MHz) | Span (MHz) | RBW (MHz) | Detector | Frequency (MHz) | Power (dBm) | Verdict | Sweep Point |
|------------------------|------------|-----------|----------|-----------------|-------------|---------|-------------|
| 2500 | 50 | 0.2 | RMS | 2492.25 | -34.33 | Pass | 601 |



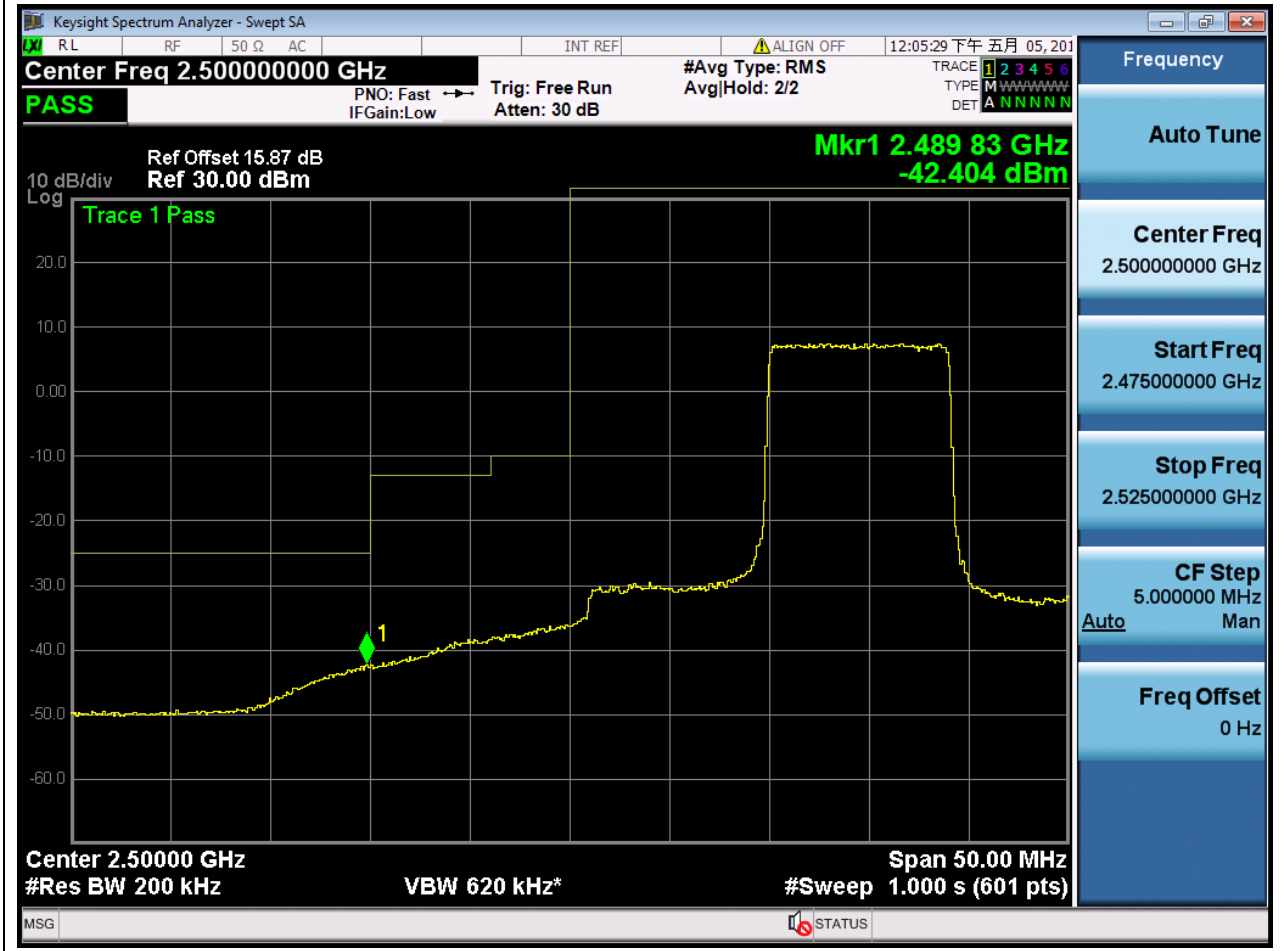
1.89. LTE Band Edge(NTNV)(Subtest:89, Channel:20850, Bandwidth:20, Modulation:QPSK, RB Number: 50, RB Position:MID)

| Center Frequency (MHz) | Span (MHz) | RBW (MHz) | Detector | Frequency (MHz) | Power (dBm) | Verdict | Sweep Point |
|------------------------|------------|-----------|----------|-----------------|-------------|---------|-------------|
| 2500 | 50 | 0.2 | RMS | 2496.833 | -31.58 | Pass | 601 |



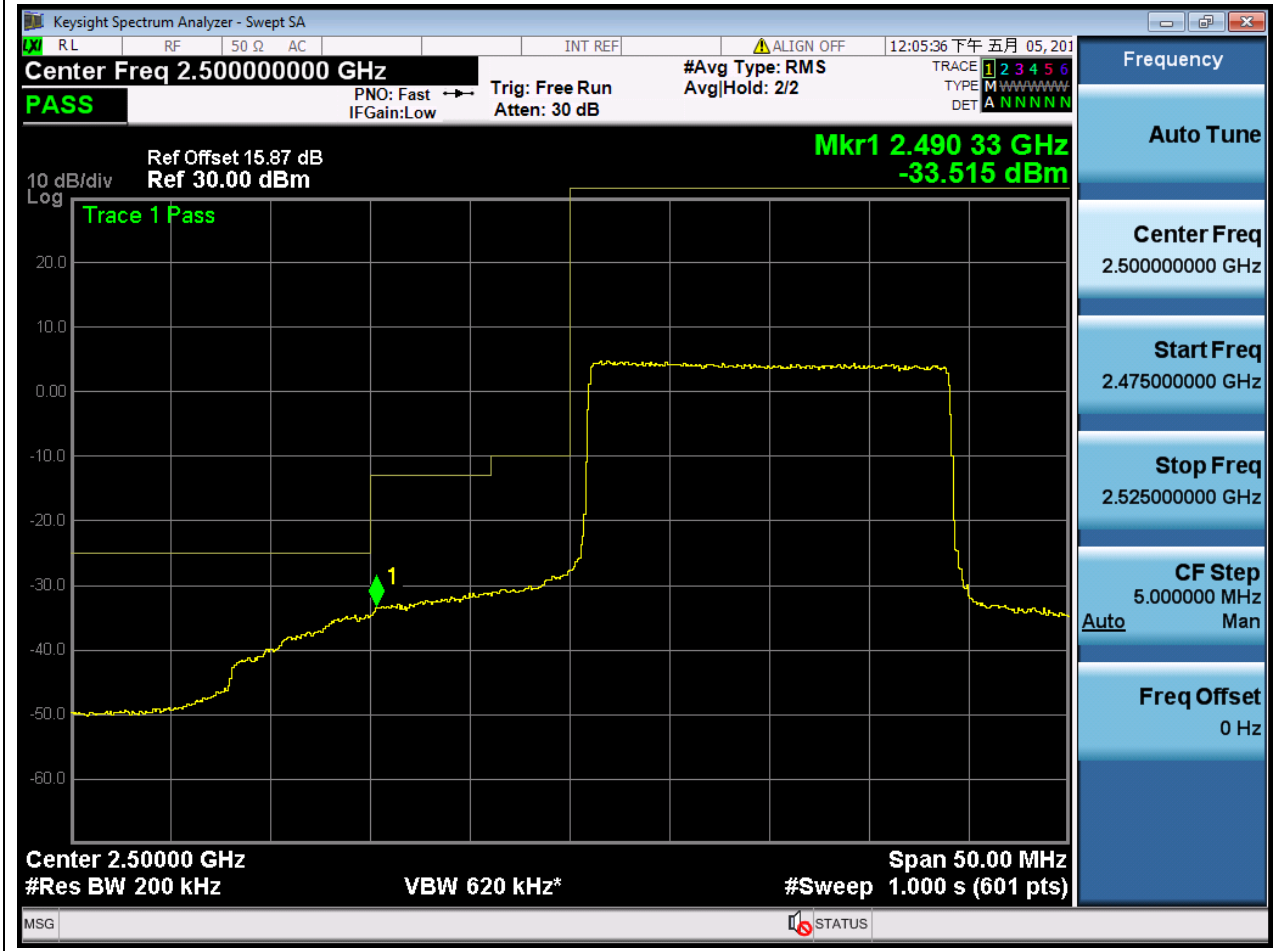
1.90. LTE Band Edge(NTNV)(Subtest:90, Channel:20850, Bandwidth:20, Modulation:QPSK, RB Number: 50, RB Position:HIGH)

| Center Frequency (MHz) | Span (MHz) | RBW (MHz) | Detector | Frequency (MHz) | Power (dBm) | Verdict | Sweep Point |
|------------------------|------------|-----------|----------|-----------------|-------------|---------|-------------|
| 2500 | 50 | 0.2 | RMS | 2489.833 | -42.4 | Pass | 601 |



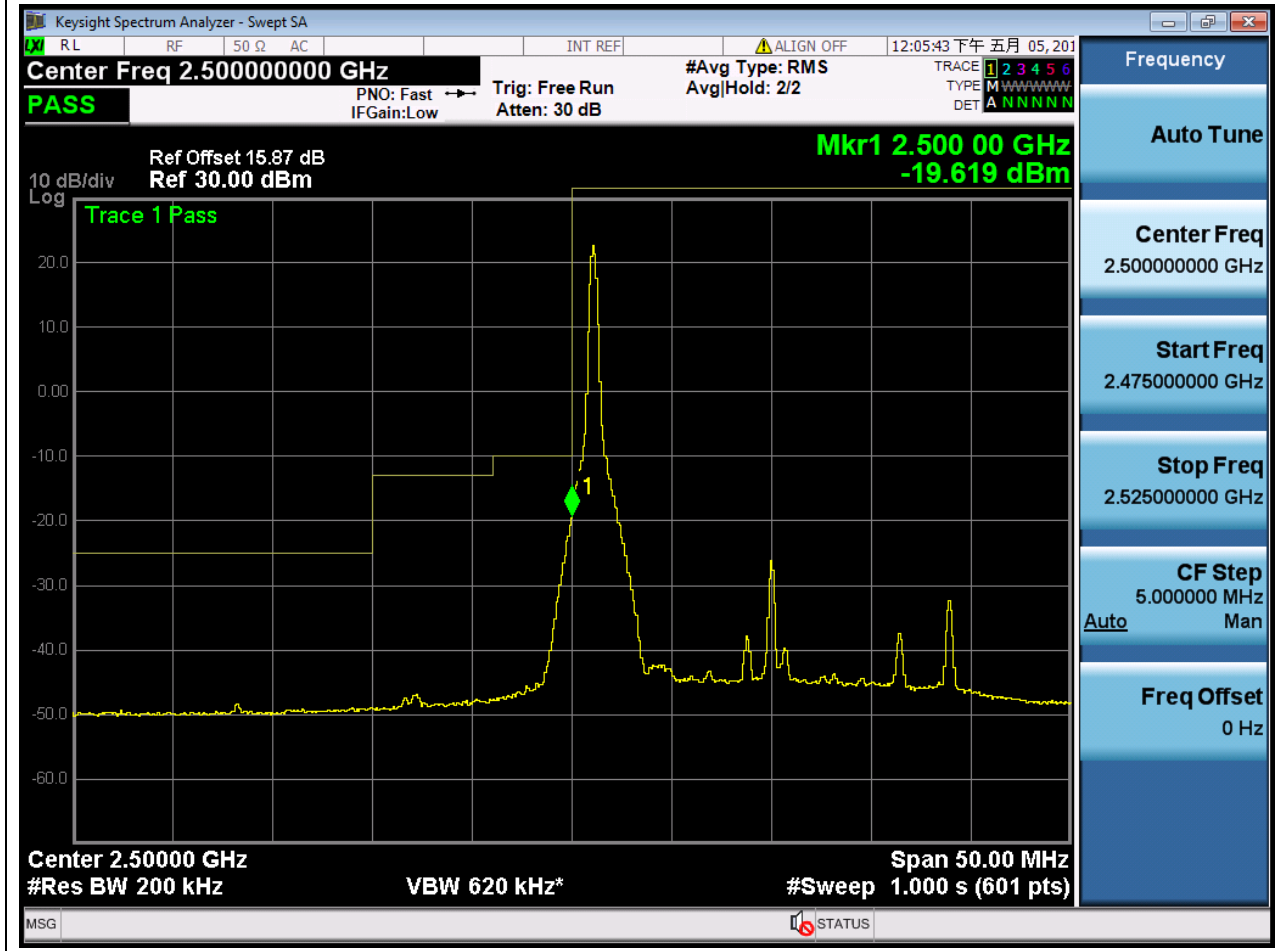
1.91. LTE Band Edge(NTNV)(Subtest:91, Channel:20850, Bandwidth:20, Modulation:QPSK, RB Number: 100, RB Position:LOW)

| Center Frequency (MHz) | Span (MHz) | RBW (MHz) | Detector | Frequency (MHz) | Power (dBm) | Verdict | Sweep Point |
|------------------------|------------|-----------|----------|-----------------|-------------|---------|-------------|
| 2500 | 50 | 0.2 | RMS | 2490.333 | -33.51 | Pass | 601 |



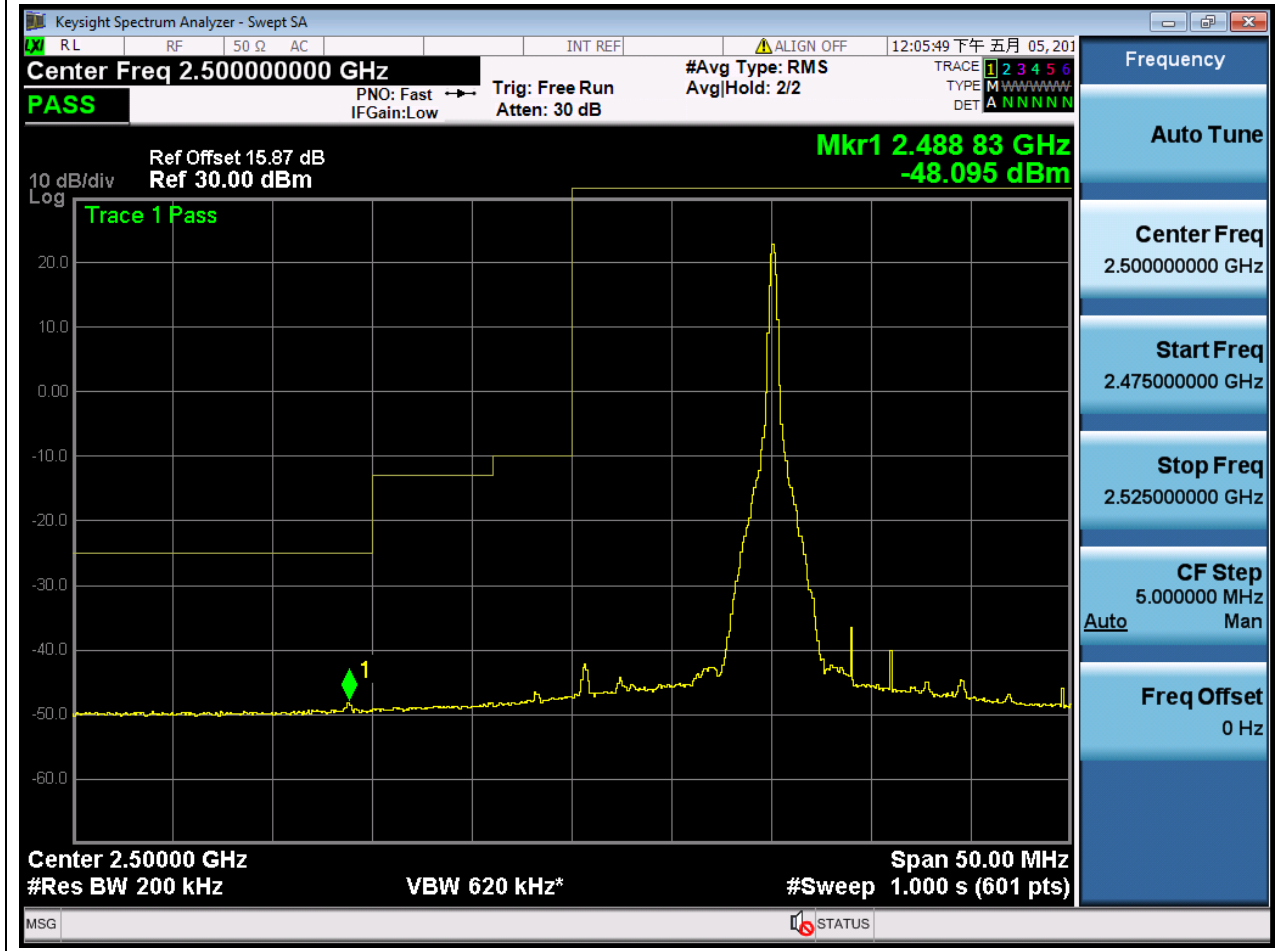
1.92. LTE Band Edge(NTNV)(Subtest:92, Channel:20850, Bandwidth:20, Modulation:Q16, RB Number: 1, RB Position:LOW)

| Center Frequency (MHz) | Span (MHz) | RBW (MHz) | Detector | Frequency (MHz) | Power (dBm) | Verdict | Sweep Point |
|------------------------|------------|-----------|----------|-----------------|-------------|---------|-------------|
| 2500 | 50 | 0.2 | RMS | 2500 | -19.62 | Pass | 601 |



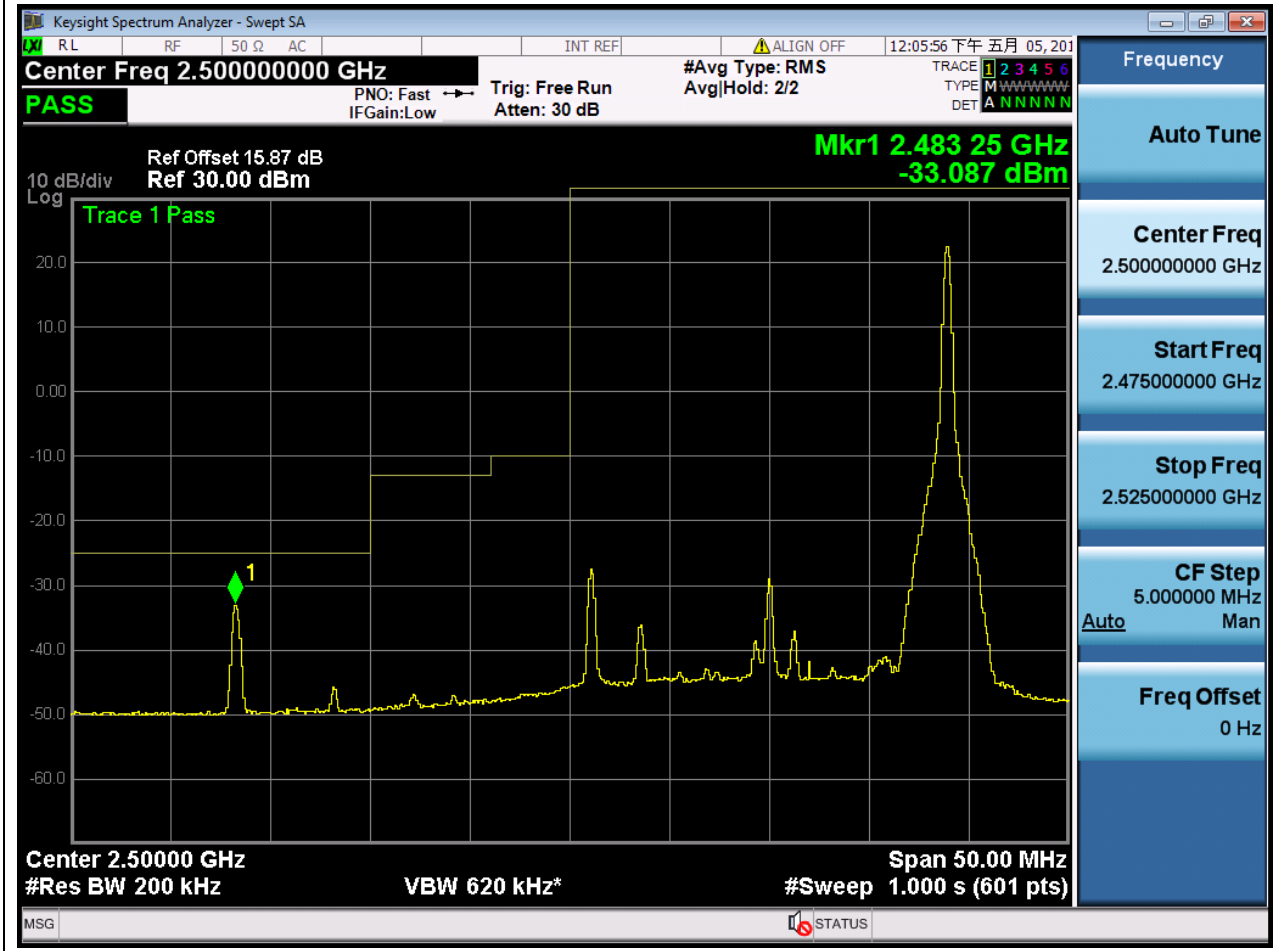
1.93. LTE Band Edge(NTNV)(Subtest:93, Channel:20850, Bandwidth:20, Modulation:Q16, RB Number: 1, RB Position:MID)

| Center Frequency (MHz) | Span (MHz) | RBW (MHz) | Detector | Frequency (MHz) | Power (dBm) | Verdict | Sweep Point |
|------------------------|------------|-----------|----------|-----------------|-------------|---------|-------------|
| 2500 | 50 | 0.2 | RMS | 2488.833 | -48.1 | Pass | 601 |



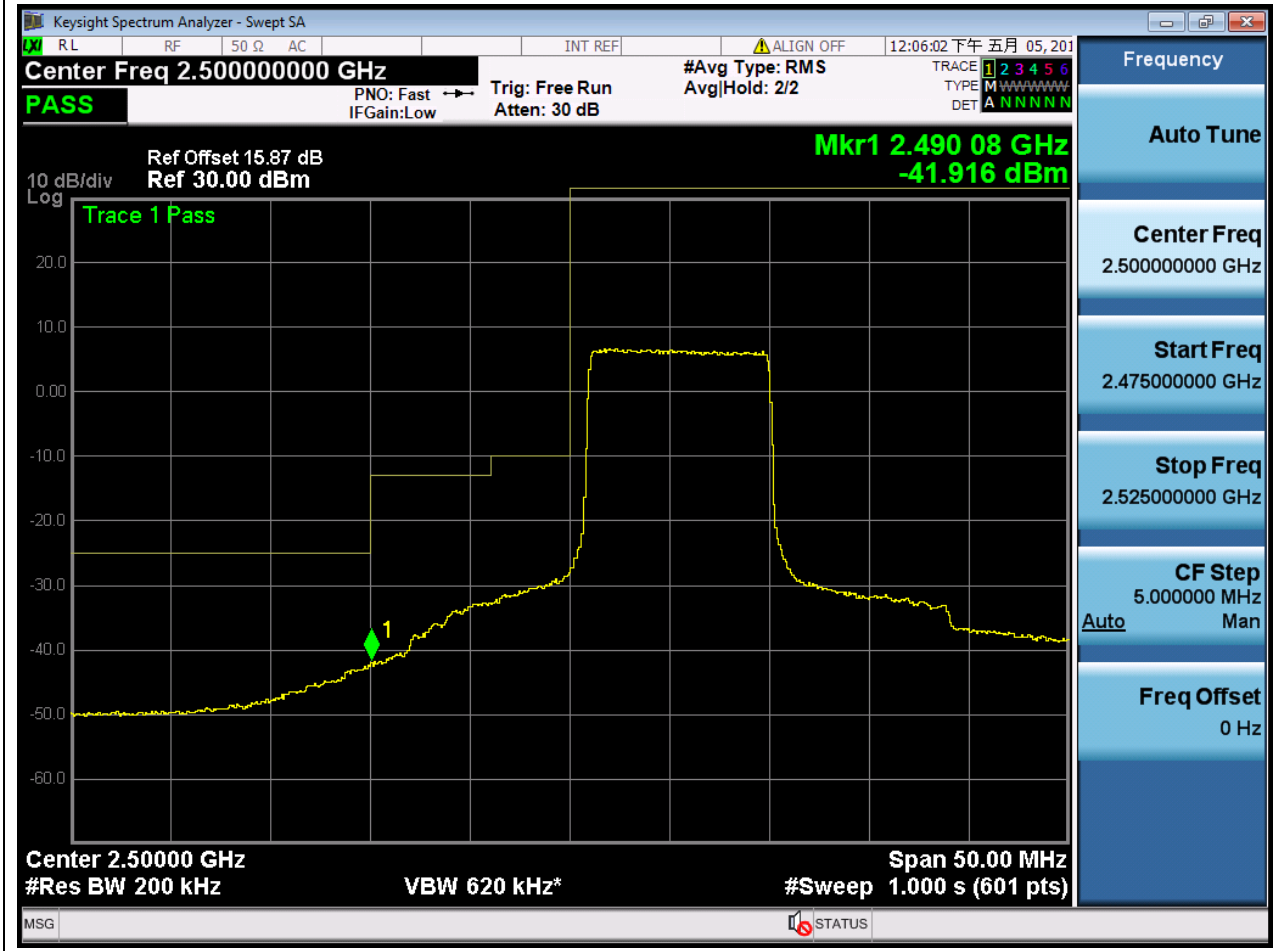
1.94. LTE Band Edge(NTNV)(Subtest:94, Channel:20850, Bandwidth:20, Modulation:Q16, RB Number: 1, RB Position:HIGH)

| Center Frequency (MHz) | Span (MHz) | RBW (MHz) | Detector | Frequency (MHz) | Power (dBm) | Verdict | Sweep Point |
|------------------------|------------|-----------|----------|-----------------|-------------|---------|-------------|
| 2500 | 50 | 0.2 | RMS | 2483.25 | -33.09 | Pass | 601 |



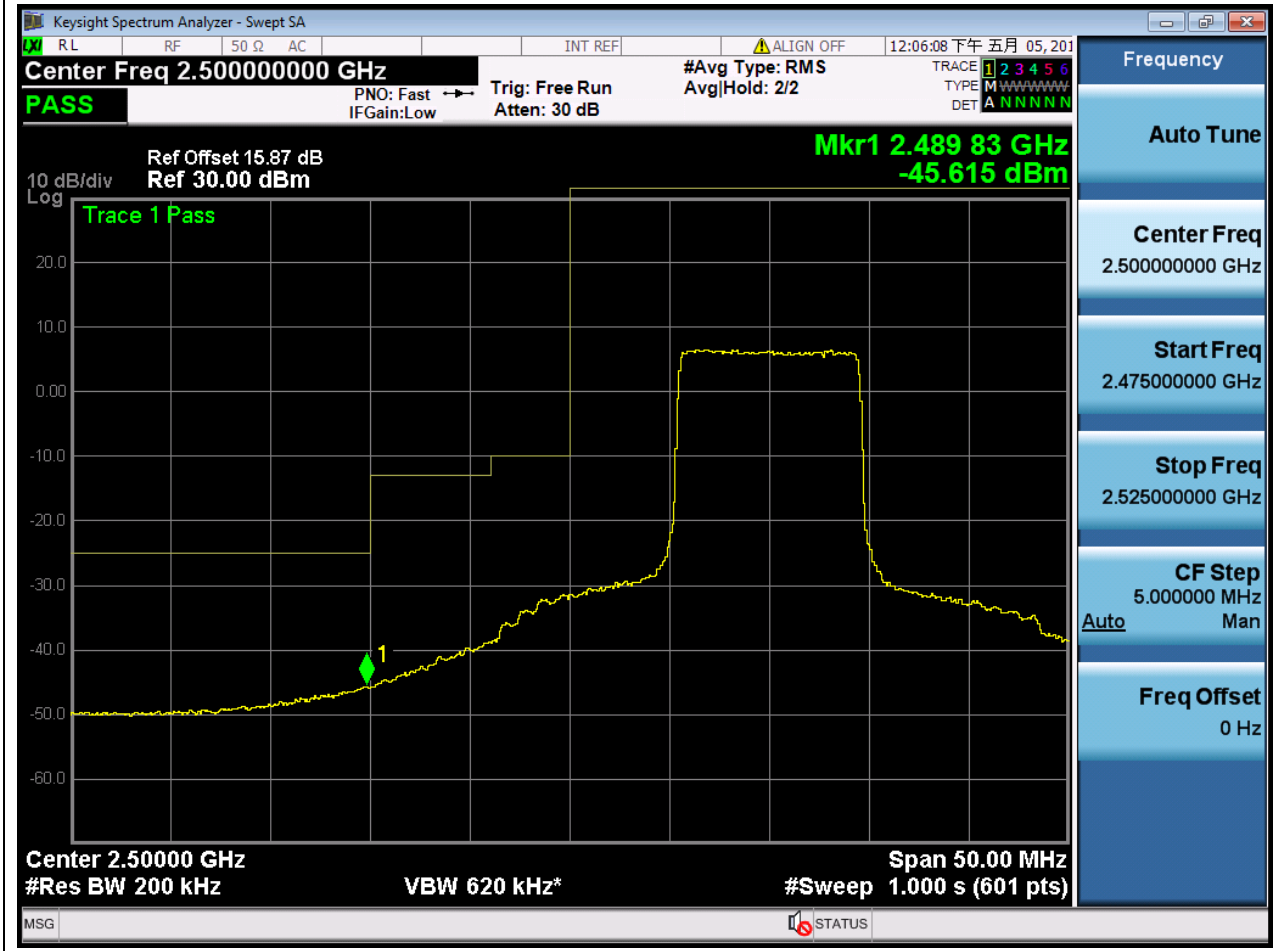
1.95. LTE Band Edge(NTNV)(Subtest:95, Channel:20850, Bandwidth:20, Modulation:Q16, RB Number: 50, RB Position:LOW)

| Center Frequency (MHz) | Span (MHz) | RBW (MHz) | Detector | Frequency (MHz) | Power (dBm) | Verdict | Sweep Point |
|------------------------|------------|-----------|----------|-----------------|-------------|---------|-------------|
| 2500 | 50 | 0.2 | RMS | 2490.083 | -41.92 | Pass | 601 |



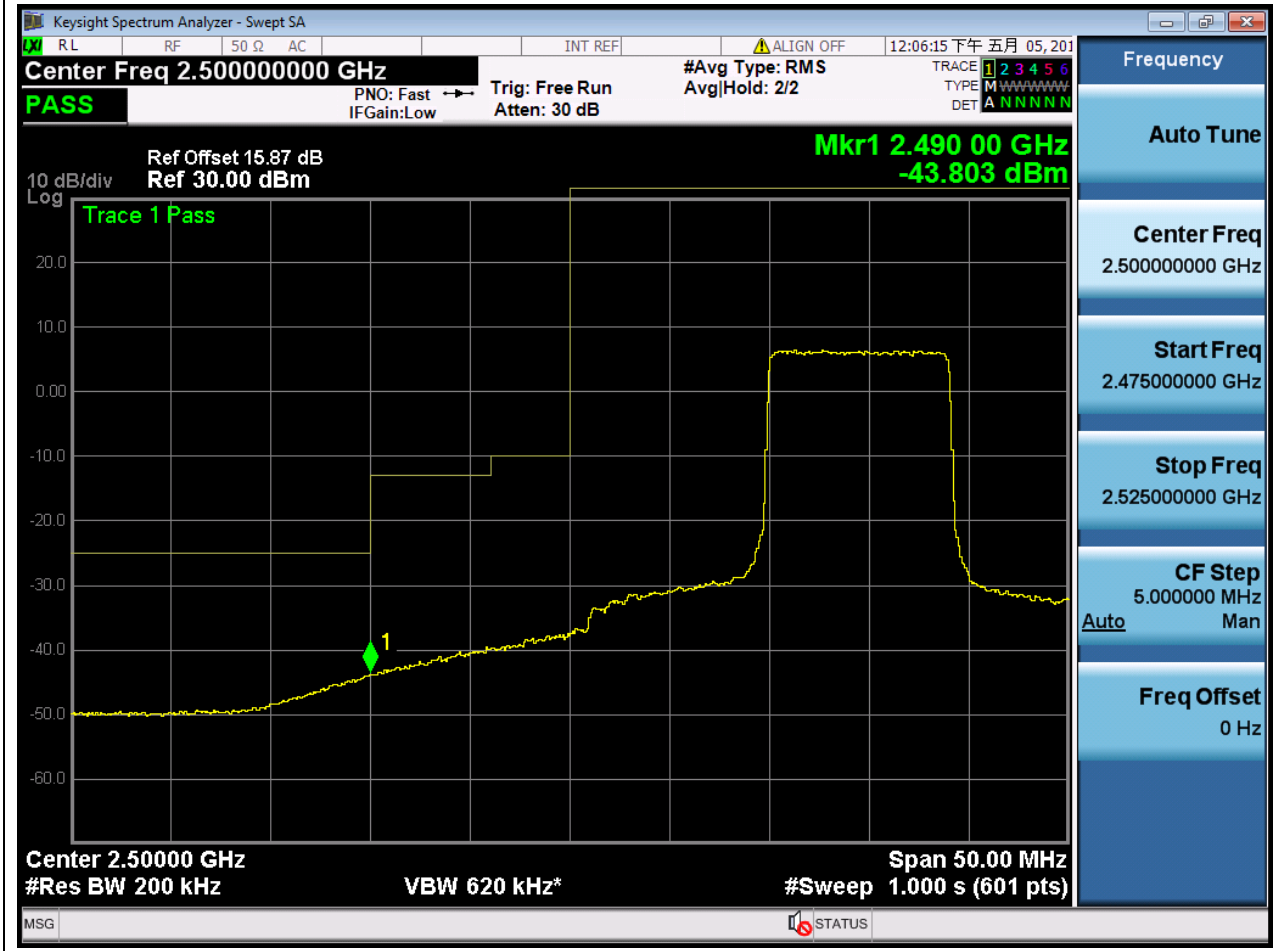
1.96. LTE Band Edge(NTNV)(Subtest:96, Channel:20850, Bandwidth:20, Modulation:Q16, RB Number: 50, RB Position:MID)

| Center Frequency (MHz) | Span (MHz) | RBW (MHz) | Detector | Frequency (MHz) | Power (dBm) | Verdict | Sweep Point |
|------------------------|------------|-----------|----------|-----------------|-------------|---------|-------------|
| 2500 | 50 | 0.2 | RMS | 2489.833 | -45.62 | Pass | 601 |



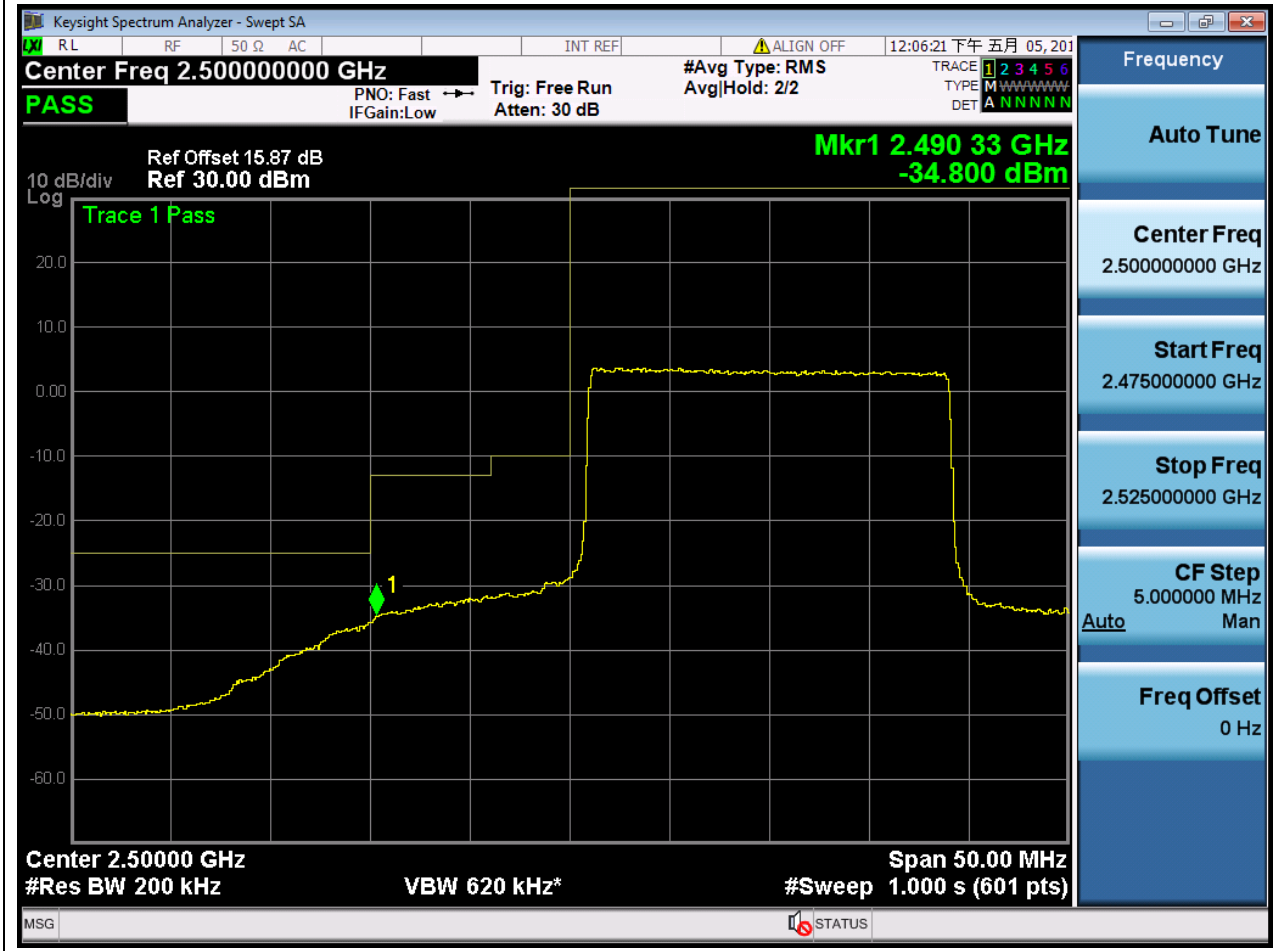
1.97. LTE Band Edge(NTNV)(Subtest:97, Channel:20850, Bandwidth:20, Modulation:Q16, RB Number: 50, RB Position:HIGH)

| Center Frequency (MHz) | Span (MHz) | RBW (MHz) | Detector | Frequency (MHz) | Power (dBm) | Verdict | Sweep Point |
|------------------------|------------|-----------|----------|-----------------|-------------|---------|-------------|
| 2500 | 50 | 0.2 | RMS | 2490 | -43.8 | Pass | 601 |



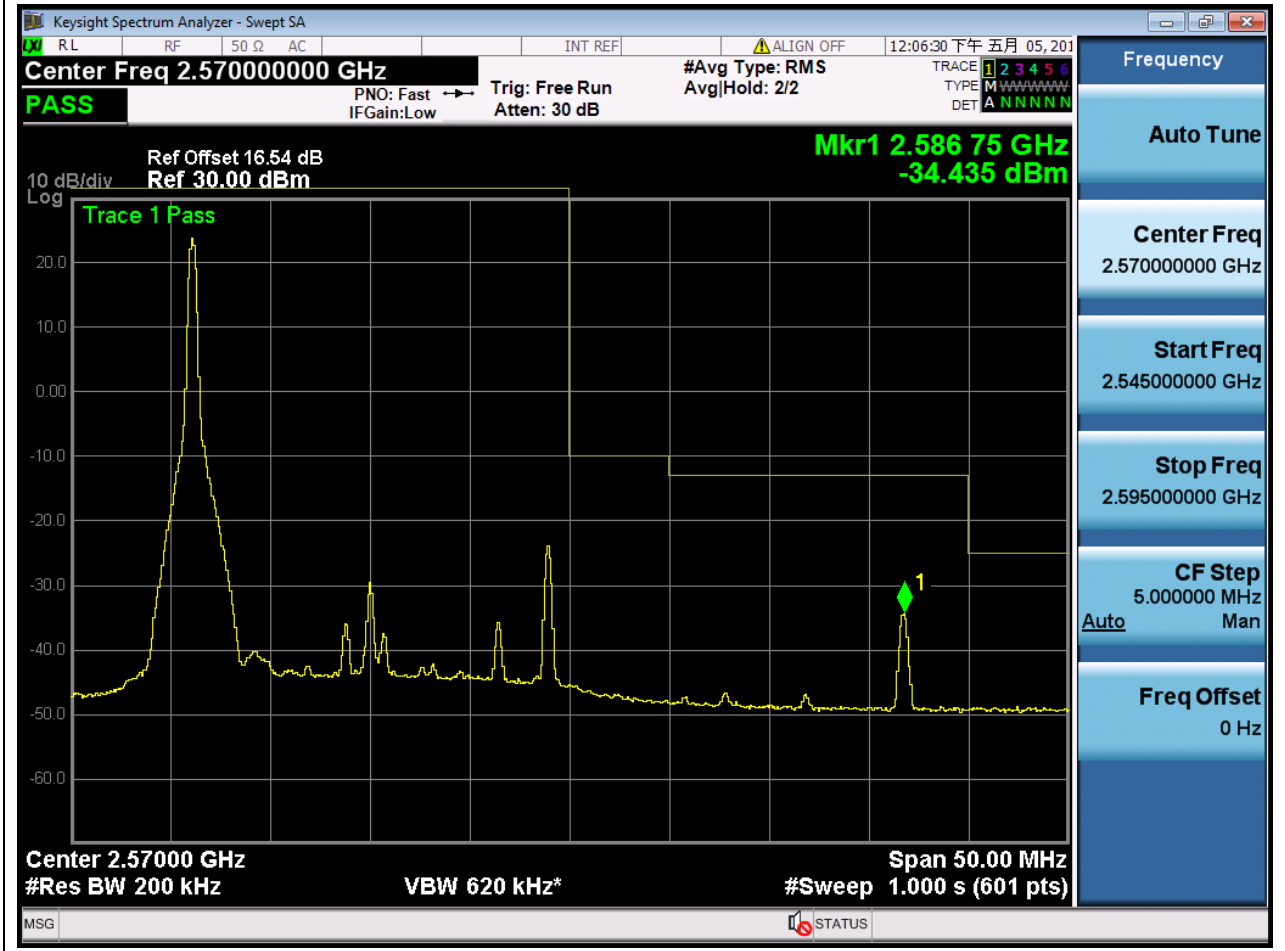
1.98. LTE Band Edge(NTNV)(Subtest:98, Channel:20850, Bandwidth:20, Modulation:Q16, RB Number: 100, RB Position:LOW)

| Center Frequency (MHz) | Span (MHz) | RBW (MHz) | Detector | Frequency (MHz) | Power (dBm) | Verdict | Sweep Point |
|------------------------|------------|-----------|----------|-----------------|-------------|---------|-------------|
| 2500 | 50 | 0.2 | RMS | 2490.333 | -34.8 | Pass | 601 |



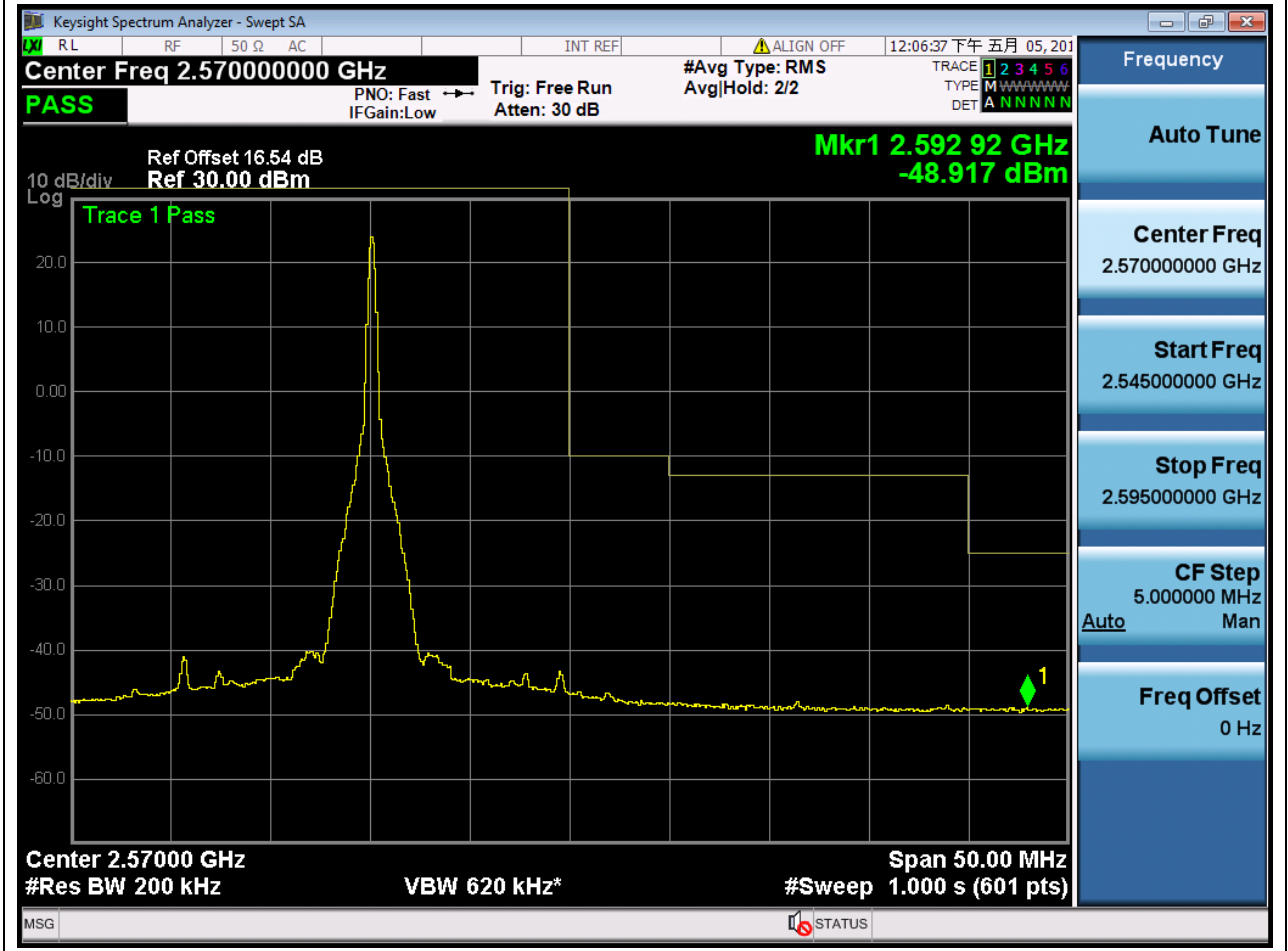
1.99. LTE Band Edge(NTNV)(Subtest:99, Channel:21350, Bandwidth:20, Modulation:QPSK, RB Number: 1, RB Position:LOW)

| Center Frequency (MHz) | Span (MHz) | RBW (MHz) | Detector | Frequency (MHz) | Power (dBm) | Verdict | Sweep Point |
|------------------------|------------|-----------|----------|-----------------|-------------|---------|-------------|
| 2570 | 50 | 0.2 | RMS | 2586.75 | -34.44 | Pass | 601 |



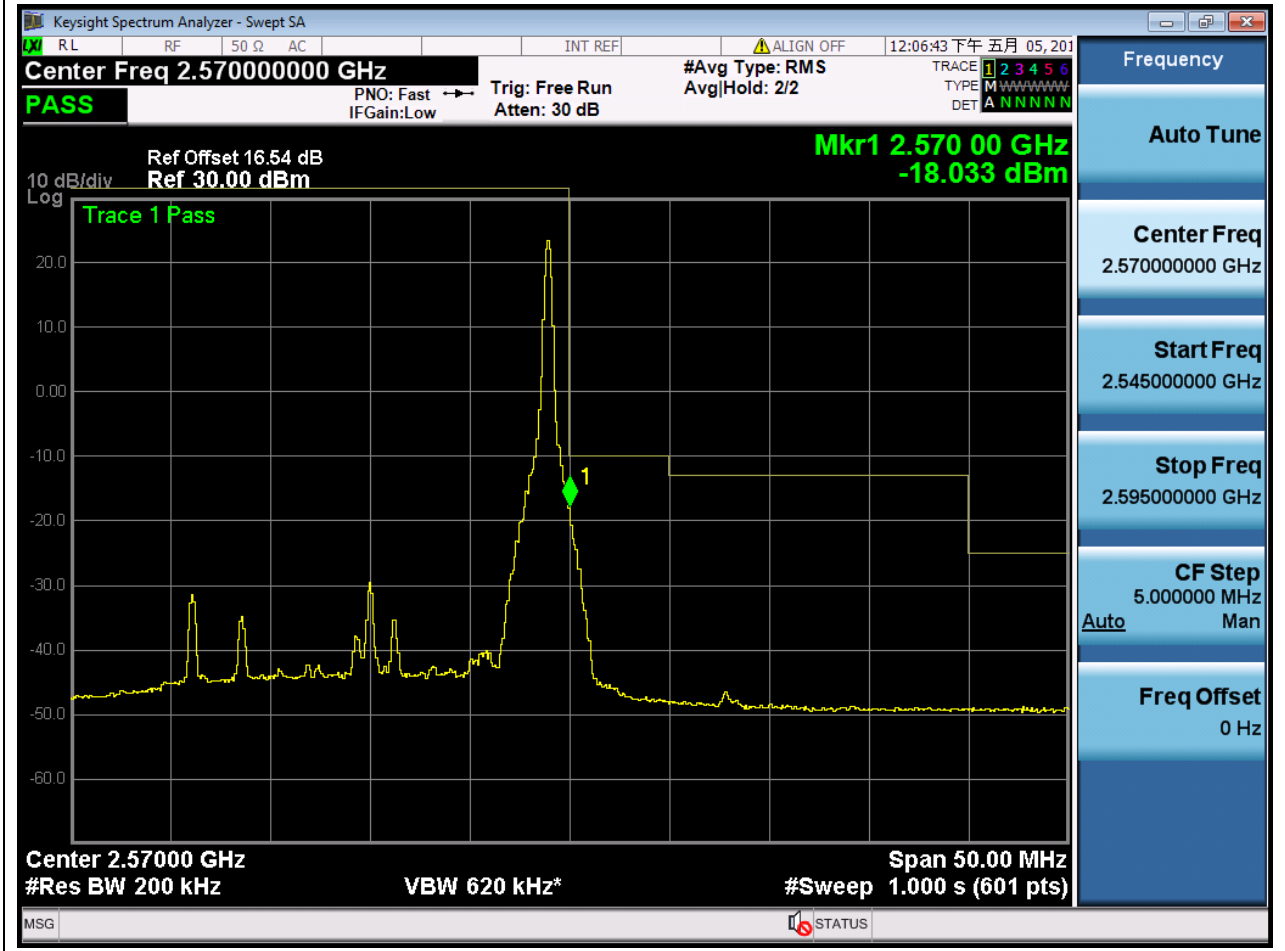
1.100. LTE Band Edge(NTNV)(Subtest:100, Channel:21350, Bandwidth:20, Modulation:QPSK, RB Number: 1, RB Position:MID)

| Center Frequency (MHz) | Span (MHz) | RBW (MHz) | Detector | Frequency (MHz) | Power (dBm) | Verdict | Sweep Point |
|------------------------|------------|-----------|----------|-----------------|-------------|---------|-------------|
| 2570 | 50 | 0.2 | RMS | 2592.917 | -48.92 | Pass | 601 |



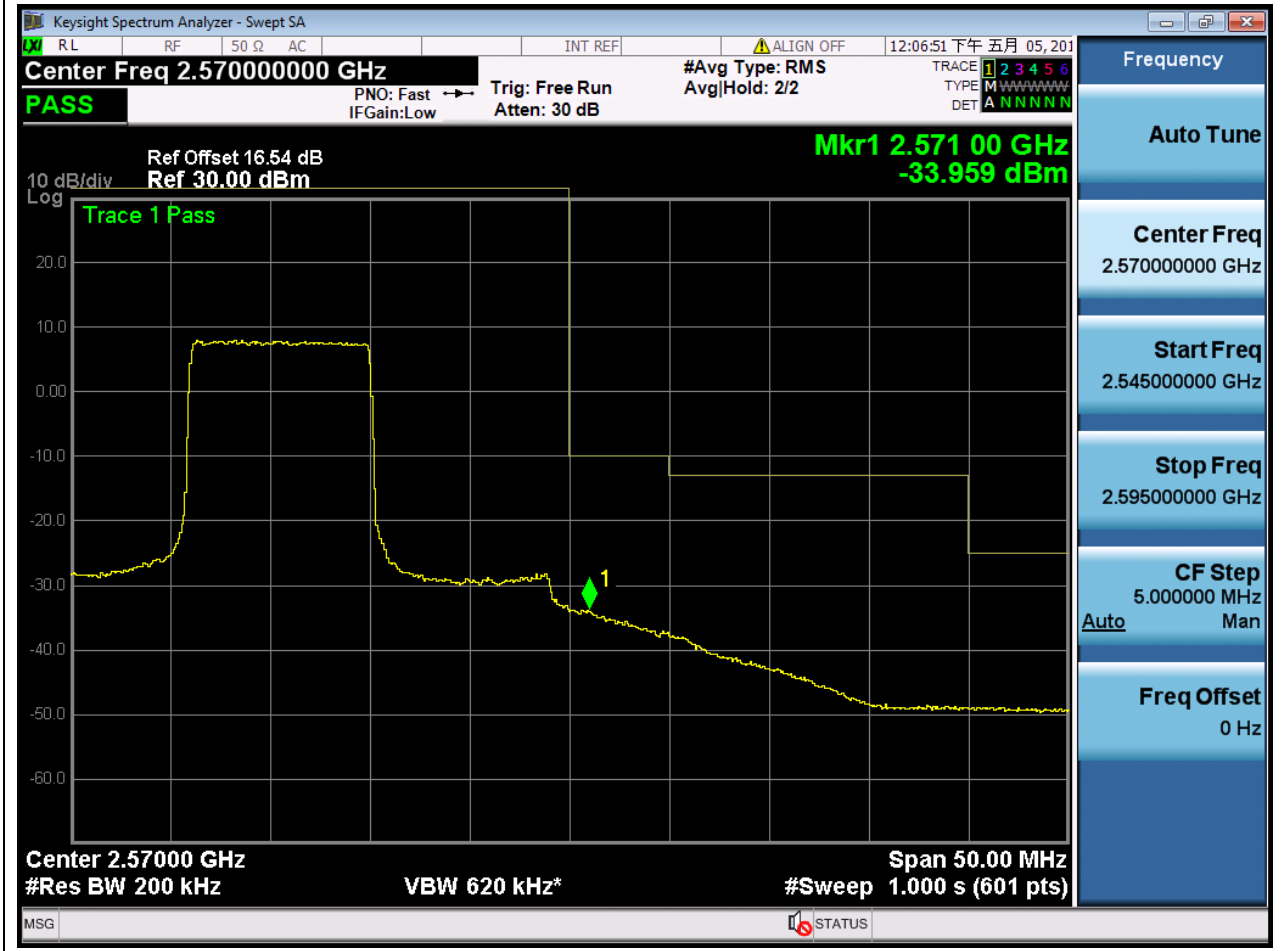
1.101. LTE Band Edge(NTNV)(Subtest:101, Channel:21350, Bandwidth:20, Modulation:QPSK, RB Number: 1, RB Position:HIGH)

| Center Frequency (MHz) | Span (MHz) | RBW (MHz) | Detector | Frequency (MHz) | Power (dBm) | Verdict | Sweep Point |
|------------------------|------------|-----------|----------|-----------------|-------------|---------|-------------|
| 2570 | 50 | 0.2 | RMS | 2570 | -18.03 | Pass | 601 |



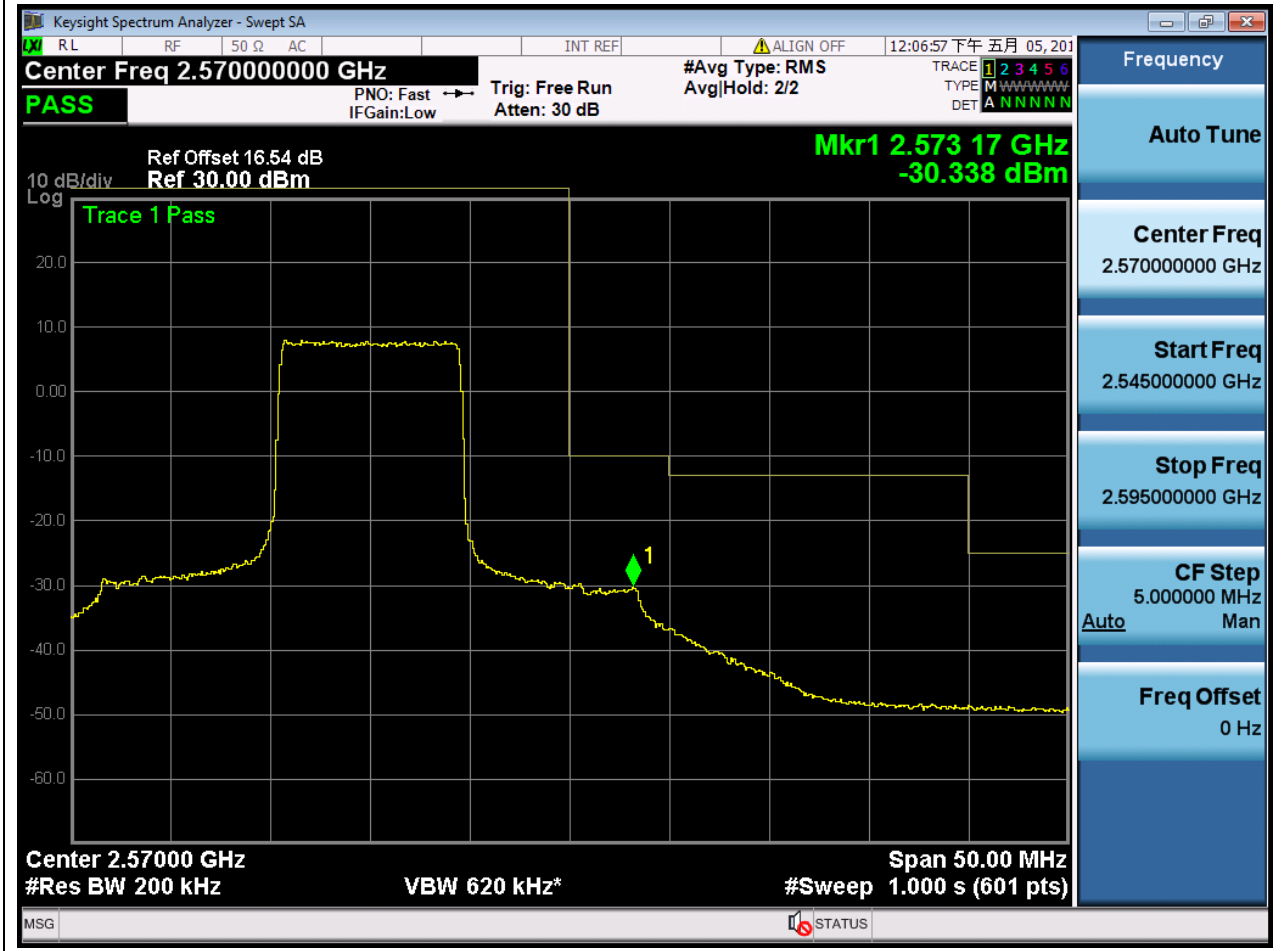
1.102. LTE Band Edge(NTNV)(Subtest:102, Channel:21350, Bandwidth:20, Modulation:QPSK, RB Number: 50, RB Position:LOW)

| Center Frequency (MHz) | Span (MHz) | RBW (MHz) | Detector | Frequency (MHz) | Power (dBm) | Verdict | Sweep Point |
|------------------------|------------|-----------|----------|-----------------|-------------|---------|-------------|
| 2570 | 50 | 0.2 | RMS | 2571 | -33.96 | Pass | 601 |



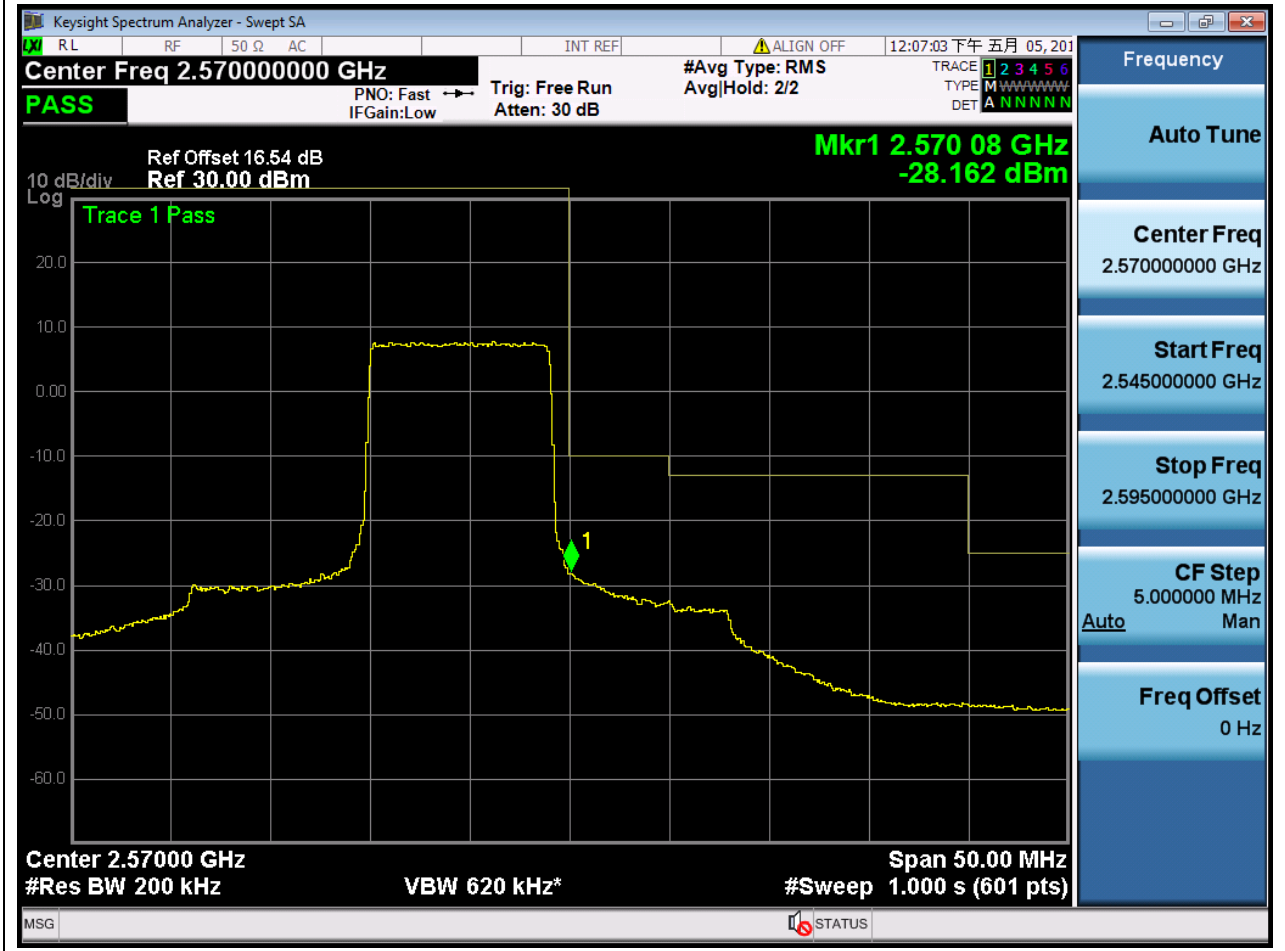
1.103. LTE Band Edge(NTNV)(Subtest:103, Channel:21350, Bandwidth:20, Modulation:QPSK, RB Number: 50, RB Position:MID)

| Center Frequency (MHz) | Span (MHz) | RBW (MHz) | Detector | Frequency (MHz) | Power (dBm) | Verdict | Sweep Point |
|------------------------|------------|-----------|----------|-----------------|-------------|---------|-------------|
| 2570 | 50 | 0.2 | RMS | 2573.167 | -30.34 | Pass | 601 |



1.104. LTE Band Edge(NTNV)(Subtest:104, Channel:21350, Bandwidth:20, Modulation:QPSK, RB Number: 50, RB Position:HIGH)

| Center Frequency (MHz) | Span (MHz) | RBW (MHz) | Detector | Frequency (MHz) | Power (dBm) | Verdict | Sweep Point |
|------------------------|------------|-----------|----------|-----------------|-------------|---------|-------------|
| 2570 | 50 | 0.2 | RMS | 2570.083 | -28.16 | Pass | 601 |



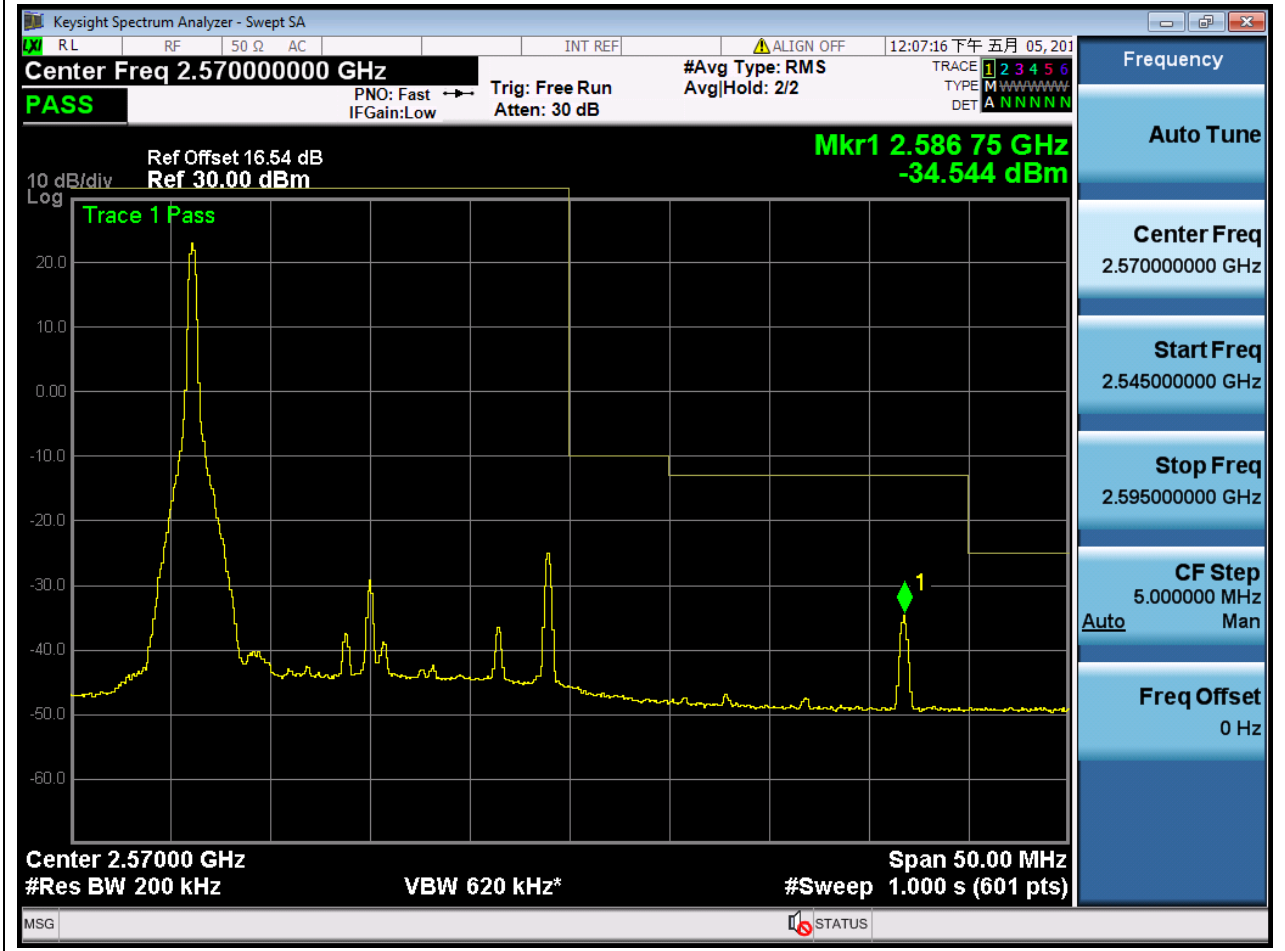
1.105. LTE Band Edge(NTNV)(Subtest:105, Channel:21350, Bandwidth:20, Modulation:QPSK, RB Number: 100, RB Position:LOW)

| Center Frequency (MHz) | Span (MHz) | RBW (MHz) | Detector | Frequency (MHz) | Power (dBm) | Verdict | Sweep Point |
|------------------------|------------|-----------|----------|-----------------|-------------|---------|-------------|
| 2570 | 50 | 0.2 | RMS | 2570 | -28.63 | Pass | 601 |



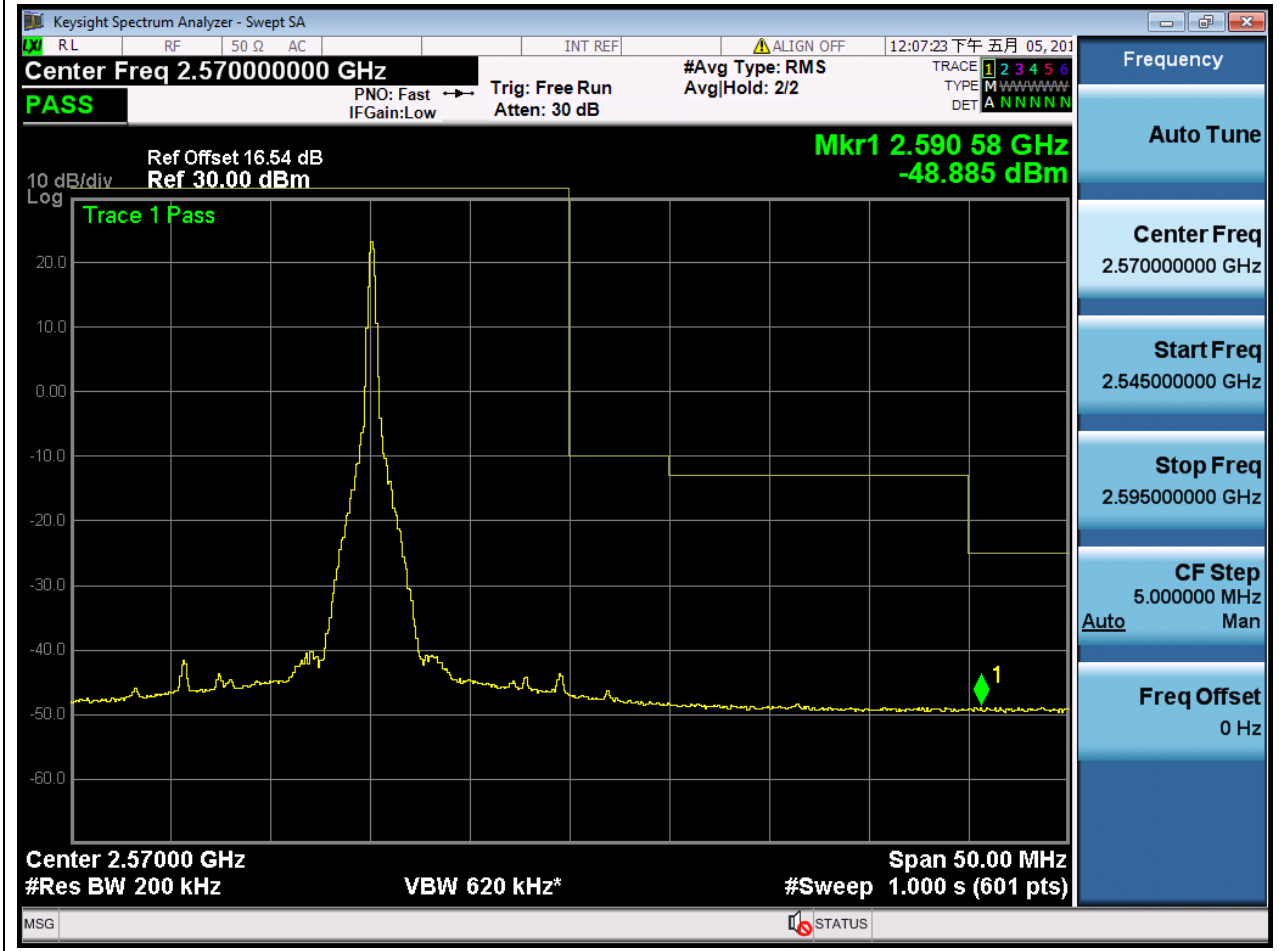
1.106. LTE Band Edge(NTNV)(Subtest:106, Channel:21350, Bandwidth:20, Modulation:Q16, RB Number: 1, RB Position:LOW)

| Center Frequency (MHz) | Span (MHz) | RBW (MHz) | Detector | Frequency (MHz) | Power (dBm) | Verdict | Sweep Point |
|------------------------|------------|-----------|----------|-----------------|-------------|---------|-------------|
| 2570 | 50 | 0.2 | RMS | 2586.75 | -34.54 | Pass | 601 |



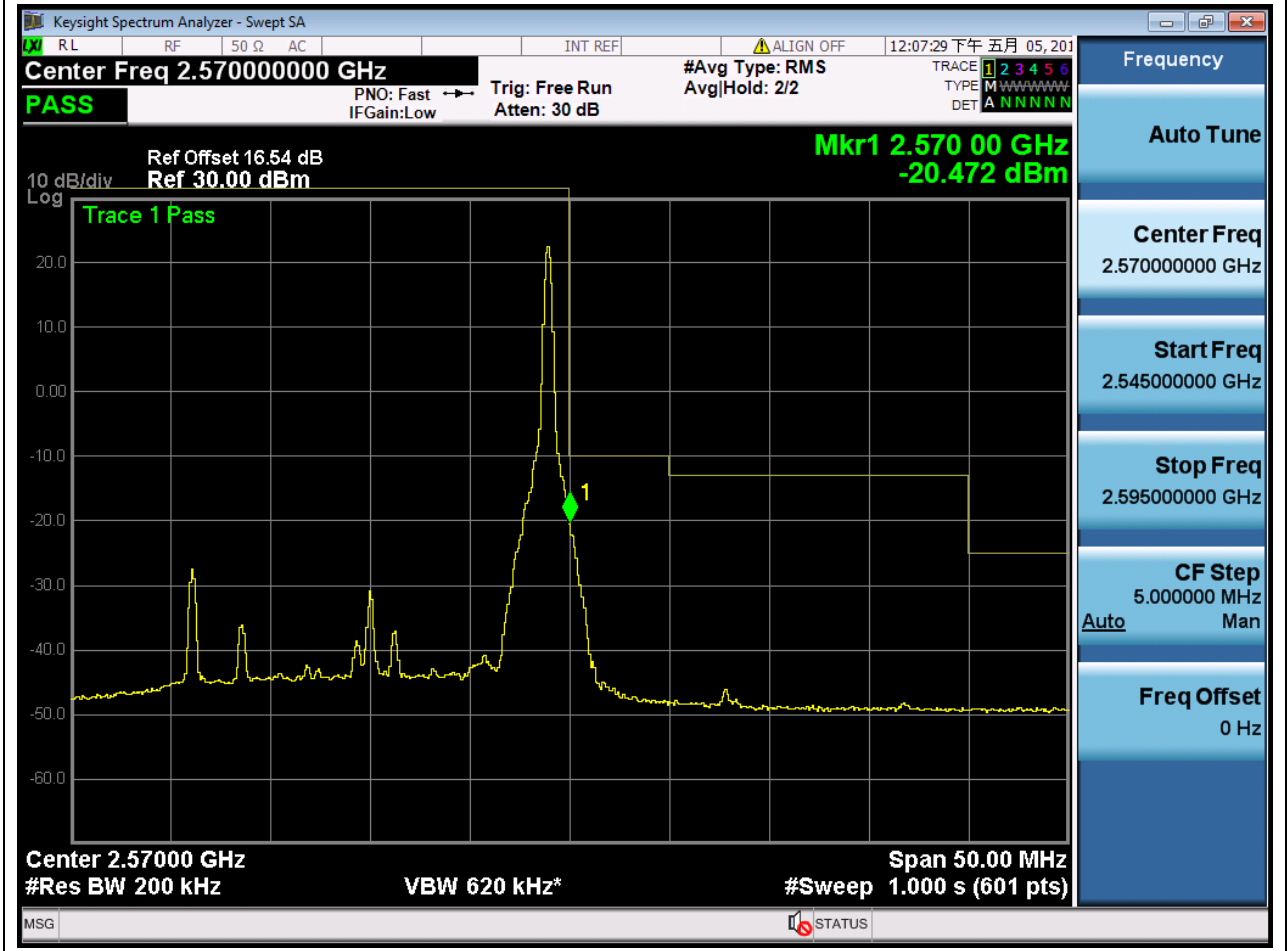
1.107. LTE Band Edge(NTNV)(Subtest:107, Channel:21350, Bandwidth:20, Modulation:Q16, RB Number: 1, RB Position:MID)

| Center Frequency (MHz) | Span (MHz) | RBW (MHz) | Detector | Frequency (MHz) | Power (dBm) | Verdict | Sweep Point |
|------------------------|------------|-----------|----------|-----------------|-------------|---------|-------------|
| 2570 | 50 | 0.2 | RMS | 2590.583 | -48.88 | Pass | 601 |



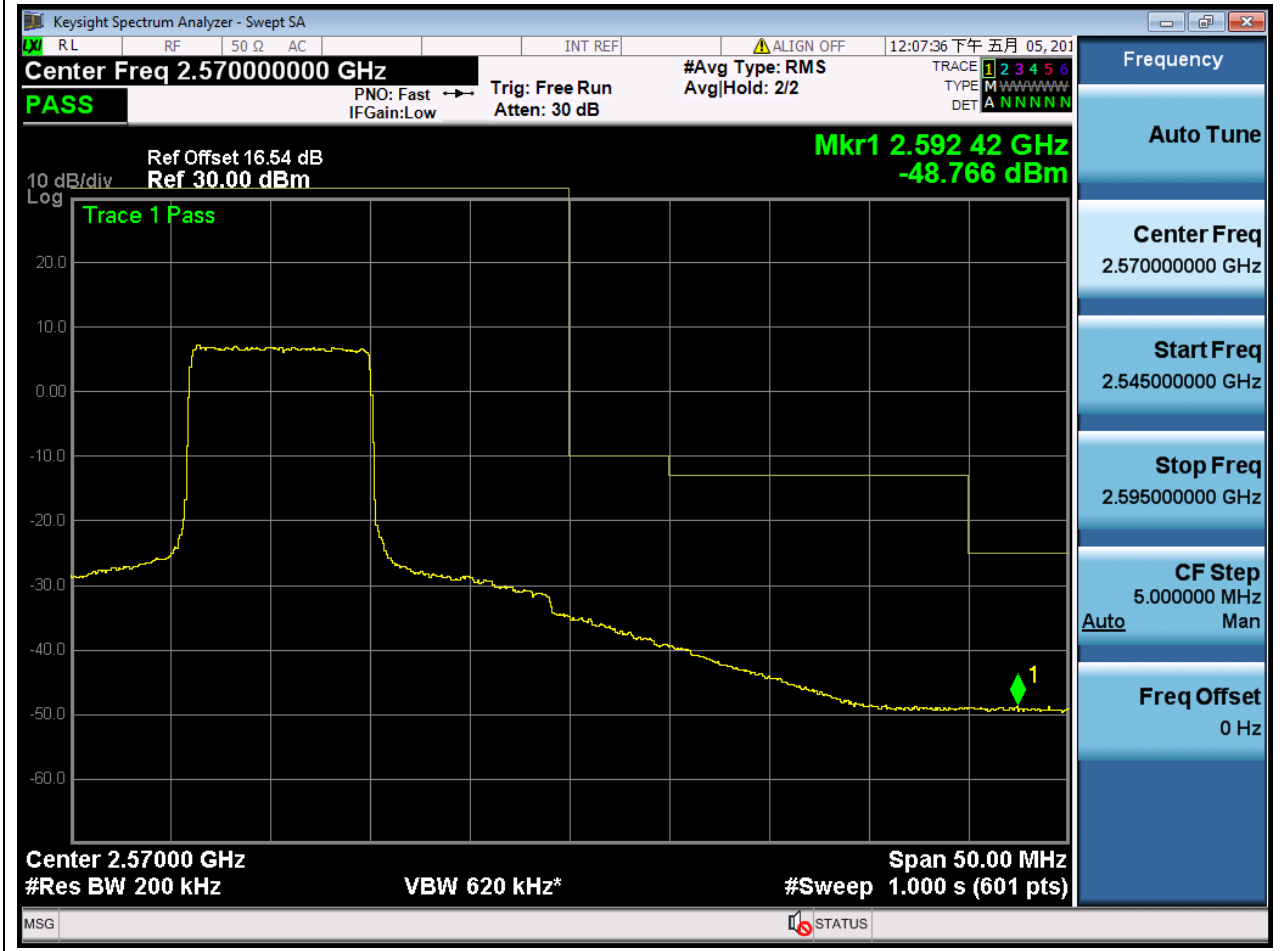
1.108. LTE Band Edge(NTNV)(Subtest:108, Channel:21350, Bandwidth:20, Modulation:Q16, RB Number: 1, RB Position:HIGH)

| Center Frequency (MHz) | Span (MHz) | RBW (MHz) | Detector | Frequency (MHz) | Power (dBm) | Verdict | Sweep Point |
|------------------------|------------|-----------|----------|-----------------|-------------|---------|-------------|
| 2570 | 50 | 0.2 | RMS | 2570 | -20.47 | Pass | 601 |



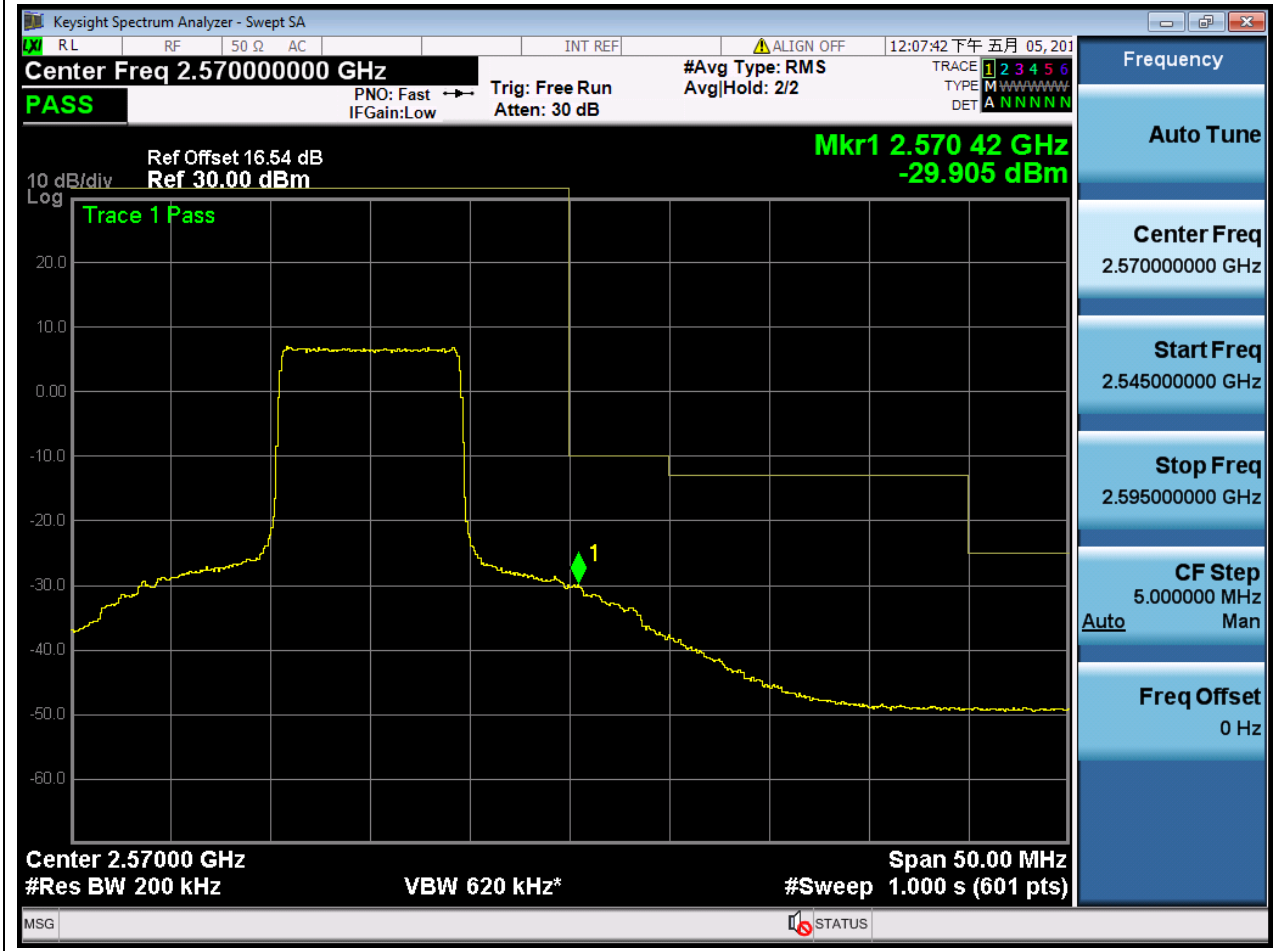
1.109. LTE Band Edge(NTNV)(Subtest:109, Channel:21350, Bandwidth:20, Modulation:Q16, RB Number: 50, RB Position:LOW)

| Center Frequency (MHz) | Span (MHz) | RBW (MHz) | Detector | Frequency (MHz) | Power (dBm) | Verdict | Sweep Point |
|------------------------|------------|-----------|----------|-----------------|-------------|---------|-------------|
| 2570 | 50 | 0.2 | RMS | 2592.417 | -48.77 | Pass | 601 |



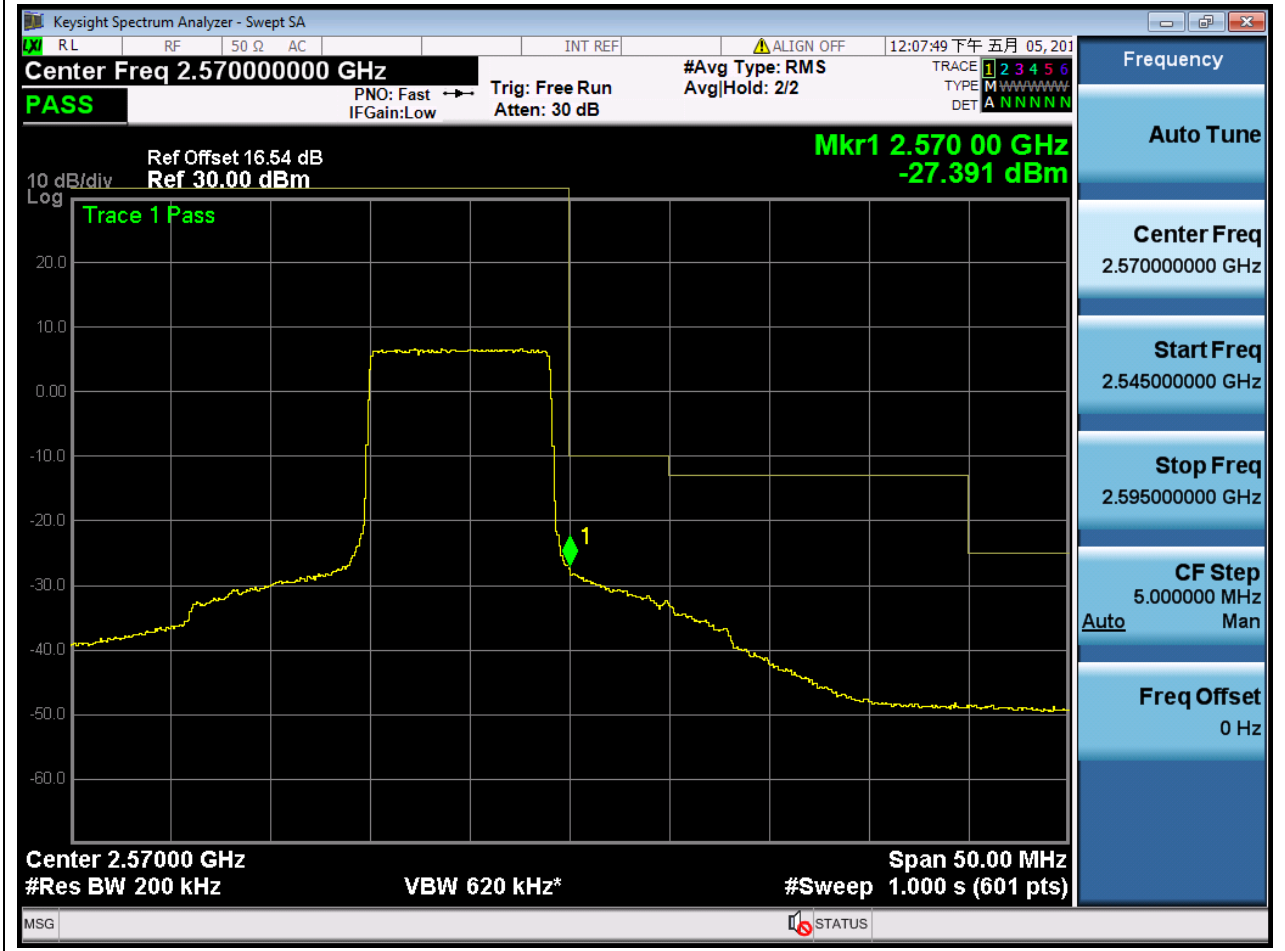
1.110. LTE Band Edge(NTNV)(Subtest:110, Channel:21350, Bandwidth:20, Modulation:Q16, RB Number: 50, RB Position:MID)

| Center Frequency (MHz) | Span (MHz) | RBW (MHz) | Detector | Frequency (MHz) | Power (dBm) | Verdict | Sweep Point |
|------------------------|------------|-----------|----------|-----------------|-------------|---------|-------------|
| 2570 | 50 | 0.2 | RMS | 2570.417 | -29.91 | Pass | 601 |



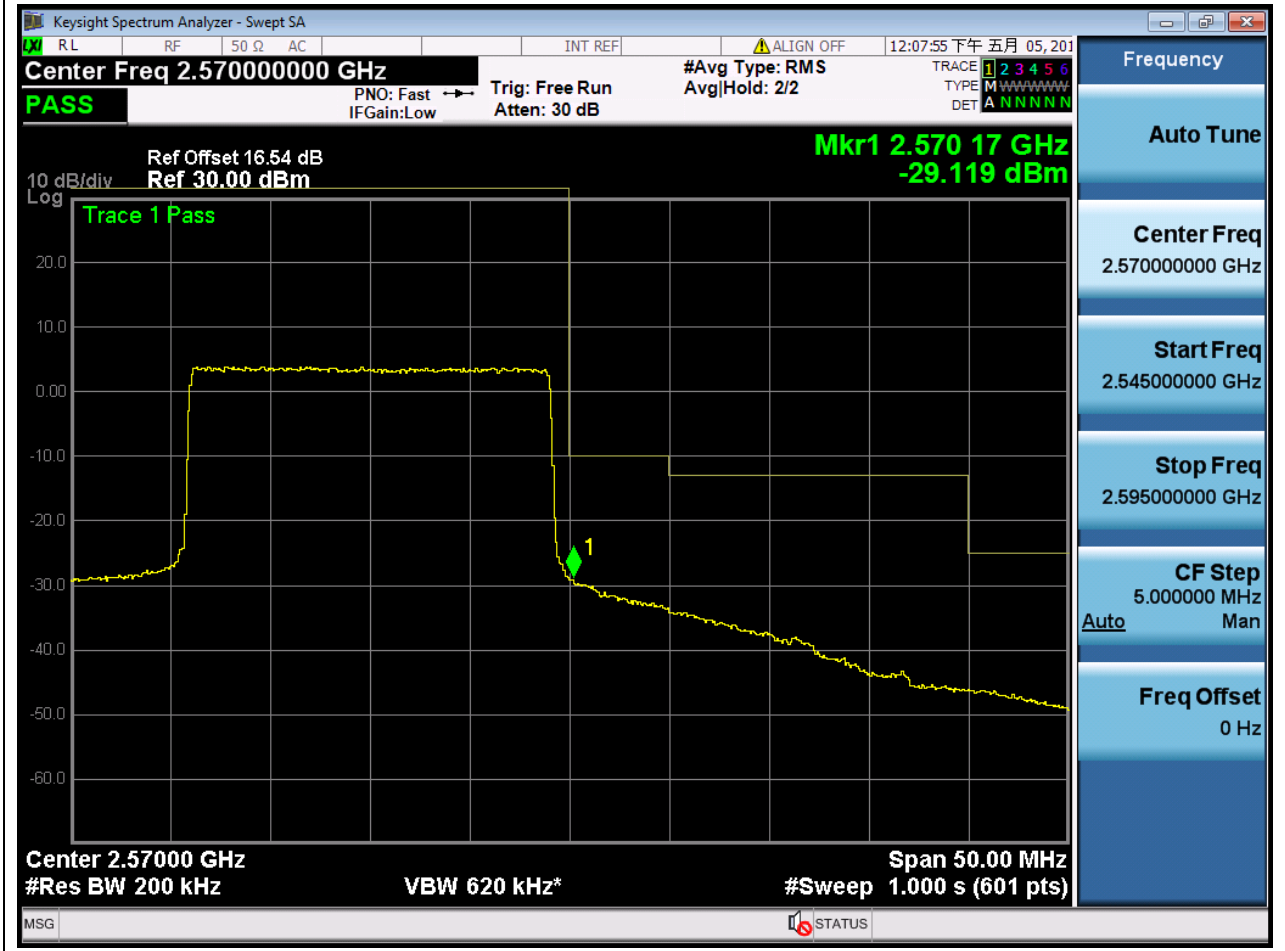
1.111. LTE Band Edge(NTNV)(Subtest:111, Channel:21350, Bandwidth:20, Modulation:Q16, RB Number: 50, RB Position:HIGH)

| Center Frequency (MHz) | Span (MHz) | RBW (MHz) | Detector | Frequency (MHz) | Power (dBm) | Verdict | Sweep Point |
|------------------------|------------|-----------|----------|-----------------|-------------|---------|-------------|
| 2570 | 50 | 0.2 | RMS | 2570 | -27.39 | Pass | 601 |



1.112. LTE Band Edge(NTNV)(Subtest:112, Channel:21350, Bandwidth:20, Modulation:Q16, RB Number: 100, RB Position:LOW)

| Center Frequency (MHz) | Span (MHz) | RBW (MHz) | Detector | Frequency (MHz) | Power (dBm) | Verdict | Sweep Point |
|------------------------|------------|-----------|----------|-----------------|-------------|---------|-------------|
| 2570 | 50 | 0.2 | RMS | 2570.167 | -29.12 | Pass | 601 |



END