



Product Name: Remote Control Car Toy

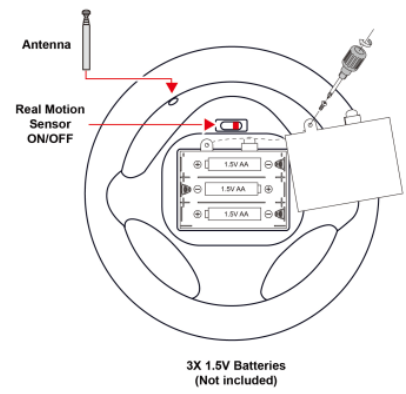
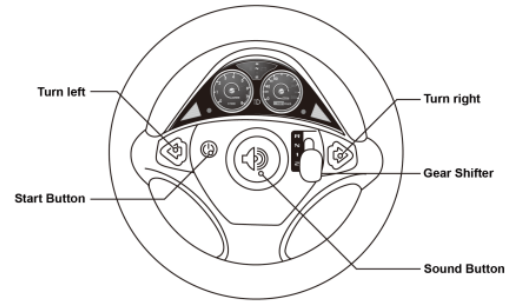
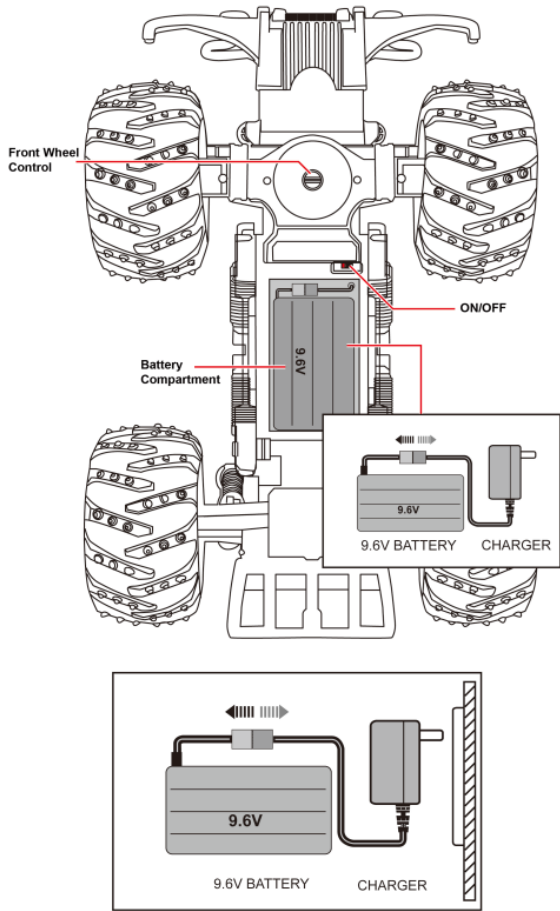
Item No.: PT2292

FCC Statement

This equipment has been tested and found to comply with the limits for a Class B digital device, pursuant to Part 15 of the FCC Rules. These limits are designed to provide reasonable protection against harmful interference in a residential installation. This equipment generates uses and can radiate radio frequency energy and, if not installed and used in accordance with the instructions, may cause harmful interference to radio communications. However, there is no guarantee that interference will not occur in a particular installation. If this equipment does cause harmful interference to radio or television reception, which can be determined by turning the equipment off and on, the user is encouraged to try to correct the interference by one or more of the following measures:

- Reorient or relocate the receiving antenna.
- Increase the separation between the equipment and receiver.
- Connect the equipment into an outlet on a circuit different from that to which the receiver is connected.
- Consult the dealer or an experienced radio/TV technician for help.

Changes or modifications not expressly approved by the party responsible for compliance could void the user's authority to operate the equipment.



INSTRUCTIONS

1. Turn on the switch at the bottom of the car. The truck will make an engine start sound, then it will make an engine idle sound. If the truck doesn't receive any R/C signals for 60 seconds, it will go into sleep mode.
2. The headlights will illuminate when the car is working.
3. Wake the truck up by hitting any button on the controller.
4. Go forward by shifting the truck into 1st or 2nd gear on the controller.
5. Move the truck backwards by moving the gear shift into reverse.
6. Turn left and right by turning the wheel with the motion steering turned on or by pushing the left and right arrow shaped buttons.
7. Press the center button once (less than a second) to make the truck play sounds.
8. It takes 3-4 hours to charge, and the play time is about 25 minutes when the battery is full.



1:8
SCALE

FULL FUNCTION

▶ **FORWARD,**

▶ **REVERSE,**

▶ **TURN LEFT,**

▶ **TURN RIGHT**