

APPENDIX 3: Photographs of test setup

Conducted Emission



Photo 1



Photo 2

UL Japan, Inc.

Shonan EMC Lab.

1-22-3 Megumigaoka, Hiratsuka-shi, Kanagawa-ken, 259-1220 JAPAN


Telephone : +81 463 50 6400

Facsimile : +81 463 50 6401


Radiated Emission




(Front)



(Rear, below 30 MHz, Vertical)



(Rear, below 30 MHz, Horizontal)



(Rear, above 30 MHz)

Pre-check of Worst Case Position

**(without tag)
X-axis**




**(with tag)
X-axis**




Y-axis




Y-axis



Z-axis



Z-axis



Frequency Tolerance



Photo 1



Photo 2

UL Japan, Inc.

Shonan EMC Lab.


1-22-3 Megumigaoka, Hiratsuka-shi, Kanagawa-ken, 259-1220 JAPAN

Telephone : +81 463 50 6400


Facsimile : +81 463 50 6401

Tag appearance


(Tag1)




(Tag2)



(Tag3)



(Tag4)



End of Report

UL Japan, Inc.

Shonan EMC Lab.

1-22-3 Megumigaoka, Hiratsuka-shi, Kanagawa-ken, 259-1220 JAPAN

Telephone : +81 463 50 6400

Facsimile : +81 463 50 6401