

thinker-tinker

OCTOBO

Starter Pack

A smart plush that transforms passive screen time into mindful play time. Octobo is the learning companion that your child will cherish for years to come.


QUICK SETUP



1

Download the Octobo App on your device.


Go to <http://playoctobo.com/app>



2

Insert 4 AA batteries into the Octobo plush.

(not included)

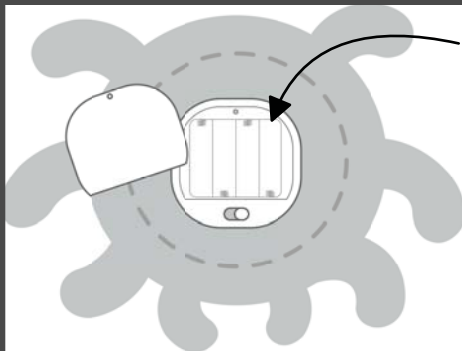


3

Launch the app and follow the on-screen tutorials.

Apple and the Apple logo are trademarks of Apple Inc., registered in the United States and/or foreign countries. App Store is a service mark of Apple Inc. Google Play is a trademark of Google Inc. Amazon App Store is a trademark of Amazon Inc.

POWER OCTOBO




Specifications:

To Install Batteries: 4x 1.5V AA. Use a Phillips/cross head screwdriver (not included). Make sure the battery cover is screwed on tightly to avoid any accidents. **System Requirements:** Octobo is compatible with iOS (6.0 and up) and Android (4.0 and up) systems on 7-8 inch tablets.

Power Octobo On & Switch between Sleep/Energy Saving Mode:

Best practice is to keep Octobo toy's power switch in the ON position. This enables the app to connect to the Octobo toy when you choose.

NOTE: To put Octobo into Sleep/Energy Saving Mode, or wake him, press and hold the STAR on his tentacle for 3 seconds.  (see next page)

LED Lights indicate Octobo's status:



When they are off, Octobo is in Sleep/Energy saving mode or the plush is off.



To wake Octobo, press and hold the Star button for 3 seconds.



When the app is pairing to the plush, the LED light will blink.



When Octobo is connected, the lights will glow.



If Octobo is low on battery, a red light will flash.

OCTOBO

INCLUDES:



6 Interactive Tokens

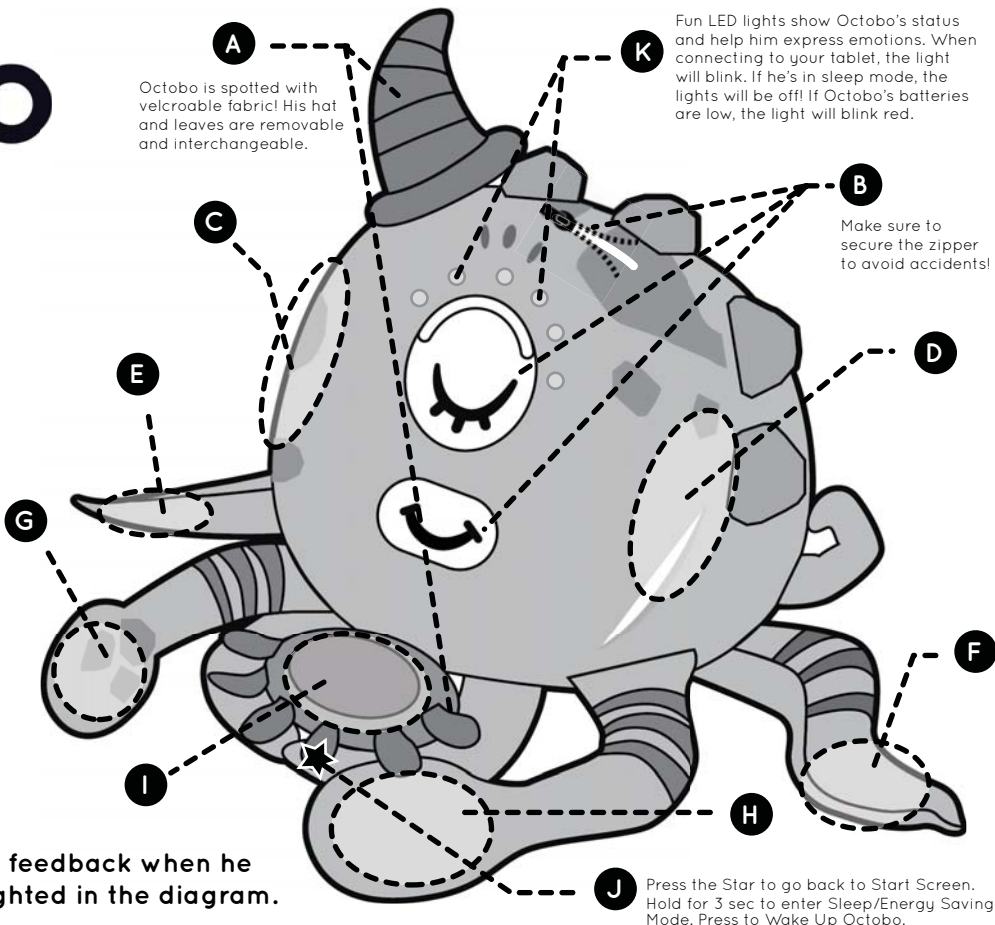
Underwater Adventure Story Book

Octobo App

To Start a Game or Story with Octobo:

- Open the App on your tablet
- Place Tablet in Octobo **(B)**
- Follow the On Screen Instructions
- Place Token on Octobo's Pad to Start Activity or Game **(I)**

Octobo gives you immediate emotional feedback when he is touched! His touch sensors are highlighted in the diagram.

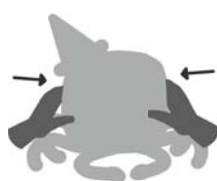


MORE WAYS TO PLAY



(B)

Poke Octobo



(C + D)

Hug Octobo



(G + H)

Wiggle his Arms




(C or D)

Tickle Octobo



Shake Octobo



Jump with Octobo

Troubleshooting:

If Octobo doesn't respond, check if Octobo is in Sleep/Energy saving mode by pressing and holding the Star button for 3 seconds. Check your Bluetooth connectivity on your tablet. Contact support at help@playoctobo.com.

One (1) Year Hardware Warranty:

A limited repair warranty is given for defective products to the original purchaser for a period of twelve months from the original purchase date.* Shipping charges or taxes may apply.

The warranty does not cover damage resulting in abnormal, abusive, incorrect use, negligence and/or accidents from non-observance of product guidelines. Thinker-Tinker, Inc. reserves the right of refusal, repair, replacement, or refund.

Find out more about our warranty policy at playoctobo.com/warranty.

Handle with Care!

Because Octobo has sensors in his body, we suggest handling Octobo with care. Do not soak the plush in water. To clean, simply wipe with a damp cloth. Do not modify or disassemble Octobo unless explicitly instructed to do so in an official Thinker-Tinker communication.

PLAYTIME DURATION

Set how long your child can play with Octobo! Navigate to the app's settings on your tablet and set your playtime duration. Once the time is complete, Octobo will indicate that he needs to rest.



IMPORTANT: BATTERY INFORMATION

- CAUTION:
- TO AVOID BATTERY LEAKAGE
 - Always follow the instructions carefully.
 - Do not mix old batteries and new batteries. Remove exhausted or dead batteries.
 - Remove batteries if product is not to be played with for a long time.
 - Do not short-circuit the supply terminals.
 - Should this product cause, or be affected by, local electrical interference, move it away from other electrical equipment.

Inside: Polyester Fibers
 Inside Plastic: ABS,PC,PP
 Sponge: Polyurethan

Meets US ASTM Standards

FCC ID: 2AT7R2019OCTO1

ALL NEW MATERIALS
 MODEL: OCTO-001

Thinker-Tinker, Inc.
 Pasadena, CA 91105

Octobo™ ©2019

This device complies with part 15 of the FCC Rules. Operation is subject to the following two conditions:

- (1) This device may not cause harmful interference,
- (2) This device must accept any interference received, including interference that may cause undesired operation.



Made in China

SCAN THIS QR CODE TO DOWNLOAD OUR PRINTABLE PLAY GUIDE!



We want to see how you play with Octobo!

Share your adventures and tag us on social media with **#playOctobo**



@playoctobo



/octobo



@playoctobo



playoctobo.com

FCC COMPLIANCE STATEMENT:

This device complies with part 15 of the FCC Rules.

Operation is subject to the following two conditions:

- (1) This device may not cause harmful interference, and
- (2) this device must accept any interference received, including interference that may cause undesired operation.

Note: This equipment has been tested and found to comply with the limits for a Class B digital device, pursuant to Part 15 of the FCC Rules. These limits are designed to provide reasonable protection against harmful interference in a residential installation. This equipment generates, uses and can radiate radio frequency energy and, if not installed and used in accordance with the instructions, may cause harmful interference to radio communications.

However, there is no guarantee that interference will not occur in a particular installation. If this equipment does cause harmful interference to radio or television reception, which can be determined by turning the equipment off and on, the user is encouraged to try to correct the interference by one or more of the following measures:

- Reorient or relocate the receiving antenna.

- Increase the separation between the equipment and receiver.

- Connect the equipment into an outlet on a circuit different from that to which the receiver is connected.

- Consult the dealer or an experienced radio/TV technician for help.

Warning: Changes or modifications to this unit not expressly approved by the part responsible for compliance could void the user's authority to operate the equipment.

FCC Radiation Exposure Statement

The device has been evaluated to meet general RF exposure requirement.

The device can be used in portable exposure condition without restriction.