


## Safety Notice

- Do not expose your device to liquid, moisture, humidity or rain while charging; do not charge your device when it is wet, as it may result in electric shock and injury.
- This product is NOT a toy – never allow children or pet to play with this product. Always store the product out of reach from children. The devices themselves or the many small parts they contain may cause choking if ingested.
- Never try to abuse, crush, open, repair or disassemble this device. Doing so will void the warranty and can result in a safety hazard.
- If any parts of your product require replacement for any reason, including normal wear and tear or breakage, please contact us.
- Do not use your device in a sauna or steam room.
- Do not bring your device into contact with any sharp objects, as this could cause scratches and damages.
- Do not use the device in any way illegal.

## Specifications

Product Name	GSM Wireless Data Terminal	
Model	T1	
Network Specifications	Frequency	GSM 850/900/1800/1900MHz
	Rate	DL:85.6kbps UL:85.6kbps
	SIM Card	Built-in eSIM
Bluetooth	Function	Two-way alert
GNSS	Positioning	GPS/GLONASS+LBS, Support AGPS
	Accuracy	Less than 5 meters
Size	54*30*16mm	
Weight	24.6g (Battery included)	
Voltage	3.85V	
Battery Capacity	780mAh	
Working temperature	-10°C ~ +50°C	
Manufacturer	iFREE GROUP (HK) LIMITED	
Input	5V  2A Max	

\* The maximum Bluetooth signal range between your smart phone and MOGO T1 unit is 50 meters in open area while it's 20 meters when staying indoors.

## Warranty

If within 7 days of purchase this product or any part thereof is proven to be defective by reason of faulty workmanship or defect in material, we will repair or replace the said product free of charge.

iFREE reserved the right to limit returns or exchanges at any time, for whatever reason. Any questions please contact our 24/7 customer service center at [www.ifree.ly/support](http://www.ifree.ly/support) or through our WeChat official account, Whatsapp or iFREE official website.

WeChat Official Account ID: [iFREEGROUP](#)

Whatsapp Official Account ID: [+44 7452 046699](#)

CE Warning:  
This device was tested for typical body-worn operations. To comply with RF exposure requirements, a minimum separation distance of 5mm must be maintained between the user's body and the device, including the antenna. Third-party belt-clips, holsters, and similar accessories used by this device should not contain any metallic components. Body-worn accessories that do not meet these requirements may not comply with RF exposure requirements and should be avoided. Use only the supplied or an approved antenna. This device in compliance with the essential requirements and other relevant provisions of Directive 2014/53/EU. All essential radio test suites have been carried out.

1. CAUTION : RISK OF EXPLOSION IF BATTERY IS REPLACED BY AN INCORRECT TYPE. DISPOSE OF USED BATTERIES ACCORDING TO THE INSTRUCTIONS

2. The device complies with RF specifications when the device used at 5mm from your body.

FCC Warning:  
This device complies with part 15 of the FCC Rules. Operation is subject to the condition that this device does not cause harmful interference. Any changes or modifications not expressly approved by the party responsible for compliance could void the user's authority to operate the equipment.

NOTE: This equipment has been tested and found to comply with the limits for a Class B digital device, pursuant to Part 15 of the FCC Rules. These limits are designed to provide reasonable protection against harmful interference in a residential installation. This equipment generates, uses and can radiate radio frequency energy and, if not installed and used in accordance with the instructions, may cause harmful interference to radio communications. However, there is no guarantee that interference will not occur in a particular installation. If this equipment does cause harmful interference to radio or television reception, which can be determined by turning the equipment off and on, the user is encouraged to try to correct the interference by one or more of the following measures:

-- Reorient or relocate the receiving antenna.

-- Increase the separation between the equipment and receiver.

-- Connect the equipment into an outlet on a circuit different from that to which the receiver is connected.

-- Consult the dealer or an experienced radio/TV technician for help.

Specific Absorption Rate (SAR) information:  
This device meets the government's requirements for exposure to radio waves. The guidelines are based on standards that were developed by independent scientific organizations through periodic and thorough evaluation of scientific studies. The standards include a substantial safety margin designed to assure the safety of all persons regardless of age or health. FCC RF Exposure information and Statement The SAR limit of USA

(FCC) is 1.6 W/kg averaged over one gram of tissue. Device types: T1 (FCC ID: 2AT7I-T1) has also been tested against this SAR limit. The highest SAR value reported under this standard during product certification for use at the body is 1.321W/kg. This device was tested for typical body-worn operations with the back of the device kept 5mm from the body. To maintain compliance with FCC RF exposure requirements, use accessories that maintain a 5mm separation distance between the user's body . The use of accessories that do not satisfy these requirements may not comply with FCC RF exposure requirements, and should be avoided.

Body-worn Operation:  
This device was tested for typical body-worn operations. To comply with RF exposure requirements, a minimum separation distance of 5mm must be maintained between the user's body and the device, including the antenna. Third-party belt-clips, holsters, and similar accessories used by this device should not contain any metallic components. Body-worn accessories that do not meet these requirements may not comply with RF exposure requirements and should be avoided. Use only the supplied or an approved antenna.

Designed by iFREE GROUP (HK) Limited  
Made in China

## Warranty Card

Product Name: \_\_\_\_\_

Purchase Date: \_\_\_\_\_

Descriptions: \_\_\_\_\_  
\_\_\_\_\_

Name: \_\_\_\_\_

Mobile: \_\_\_\_\_

Mail: \_\_\_\_\_

Address: \_\_\_\_\_  
\_\_\_\_\_

# MOGO T1 MANUAL



No Limits No Boundaries

Thank you for purchasing our products. This manual addresses the safety guidelines, warranty and operating instructions. Please review this manual thoroughly before operating your device.

Accessible service may be limited by contract conditions.



MOGO T1 QR Code

MOGO T1 a **locator product** that supports global roaming. It's able to be applied in over 200 countries and areas and easy to subscribe any plans via Mtrack without any SIM cards. Besides, MOGO T1 employs multiple location technologies and supports bluetooth anti-lost. T1 is available to locate misplaced items and to protect your handbag, briefcase, keychain or pet, etc. The MOGO T1 tracker comes with its easy-to-use application **M Track**, which is compatible with iOS 9.3 or Android 5.0 devices and all subsequent operating systems. T1 is a well-designed product to give you, friends and family the peace of mind.

Scan to download M Track



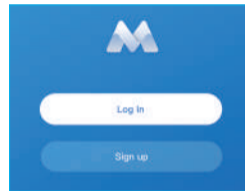
[www.ifree.ly/mtrack](http://www.ifree.ly/mtrack)



## Steps to use the MOGO T1:

Before first use, please scan to download the M Track.

1. Register as a T1 user or Log in with your iFREE account.

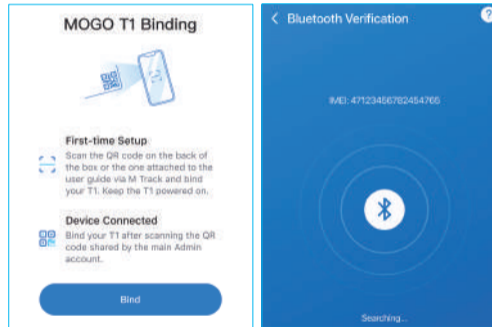


2. Long press 3 seconds and turn on the device.



3. Scan the QR either on the back of the box or the one stuck in the user guide via M Track and bind T1. For the sake of safety, please ensure your T1 is paired with your phone bluetooth.

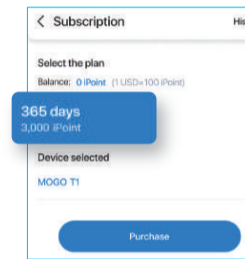
\* Note: Please contact us [www.ifree.ly/support](http://www.ifree.ly/support) when the T1 QR code is missing.



\* Turn Bluetooth on to enable the communication between your smartphone and T1.

\* Turn on Location Services to have the most up-to-date information about your device location.

4. Purchase the plan via M Track and the tracking service starts.



5. Attached your device to the item you want to track.



## Indicator

1. Switch on/off: Long press for 3 sec, Green light
2. Network connected: Blue light
3. Network error: Red light
4. Low battery: Red Light flashing



## Features

1. Find your belongings
2. Built-in eSIM
3. Real Time Positioning
4. Two-way Separation Alert
5. Geo Fence