

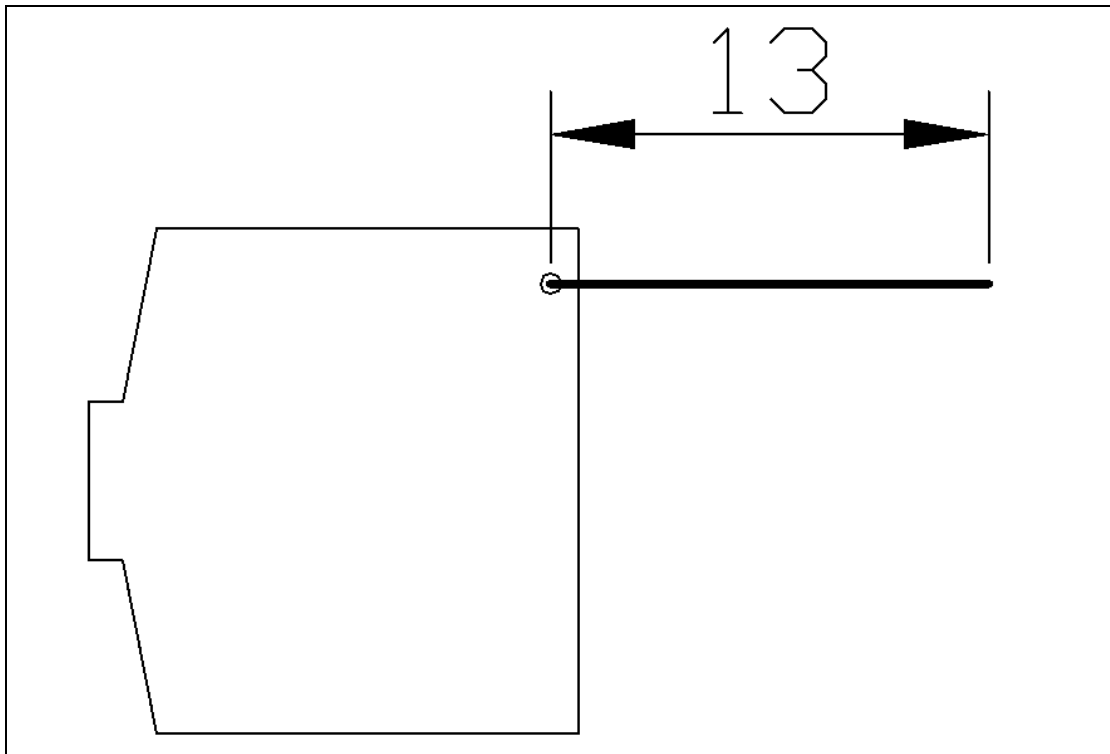
产品承认书

承认书项目表

NO.	内容 (Contents)	页数 (Number of Page)	页码 (Page Code)
1	承认书封面 (Spec Cover)	1	1
2	承认书项目表 (Spec Item)	1	2
3	工程成品图 (Drawing)	1	3
4	电性测试报告 (Test Reports)	1	4
5	S 参数测试 (S Parameter)	2	5
6	增益测试 (Gain Test)	1	7
7	3D 天线增益图 (3D antenna pattern)	2	8
8			
9			
10			
11			
12			


工程成品图

Drawing



电性测试报告


Test Report

Sample Photo	
	
Basic Parameter	
Antenna Type	Monopole Antenna
Manufacture	Shenzhen Baida Moxing Co.,Ltd.
Manufacture Address	B1702A, Block ABCD, Building 3, Phase 1, Tian'an Cloud Park, Gangtou Community, Bantian Street, Longgang District, Shenzhen, China
Electrical Characteristics	
Frequency	5700 ~ 5900 MHz
S.W.R	≤ 2.0 @ 5700 ~ 5900 MHz
Impedance	50 Ohm Nominal
Return Loss	-10 dB Max
Radiation	Omni-directional
Peak Gain(dBi)	2.26
Polarization	Linear
Admitted Power	1W
Connector	
Physical Properties	
Antenna Material	Copper Enamel Wire
Cable Type	
Operating Temp.	-25~+85°C
Storage Temp.	-25~+85°C

S 参数测试

S parameter Test

Siglent SSA1000X



SIGLENT 2023-03-09 19:25:40

VNA

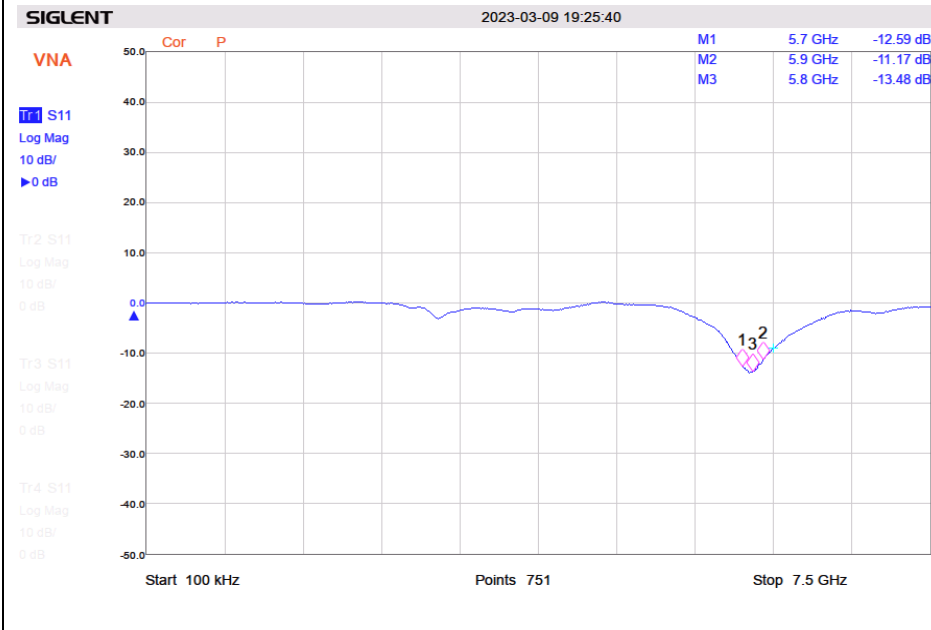
M1	5.7 GHz	-12.59 dB
M2	5.9 GHz	-11.17 dB
M3	5.8 GHz	-13.48 dB

Tr1 S11
Log Mag
10 dB/ 0 dB

Tr2 S11
Log Mag
10 dB/ 0 dB

Tr3 S11
Log Mag
10 dB/ 0 dB

Tr4 S11
Log Mag
10 dB/ 0 dB



Start 100 kHz Points 751 Stop 7.5 GHz

光标

选择迹线

1

选择光标

4

常规

差值

关闭

非连续

打开 关闭

耦合

打开 关闭

全部关闭

Local

SIGLENT 2023-03-09 19:25:57

VNA

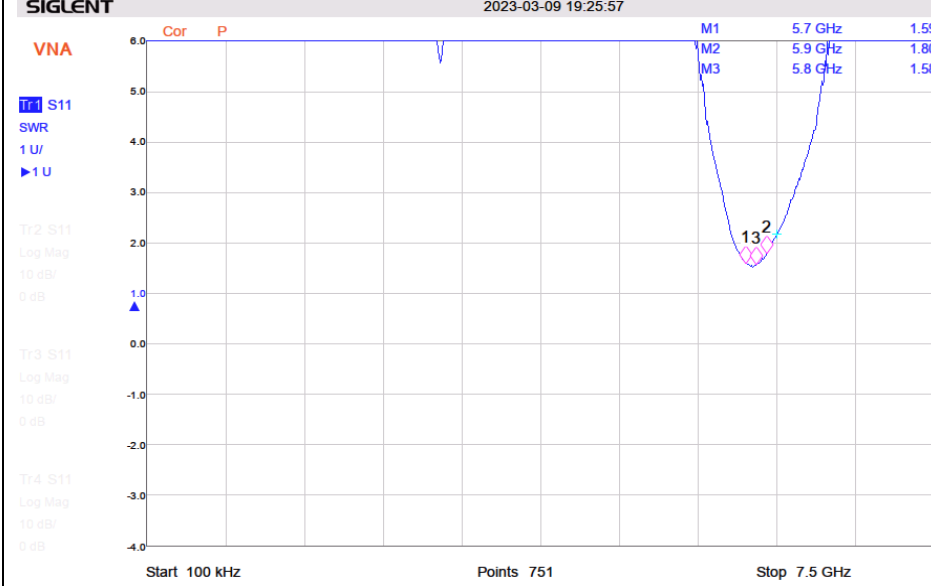
M1	5.7 GHz	1.59
M2	5.9 GHz	1.80
M3	5.8 GHz	1.58

Tr1 S11
SWR
1 U/ 1 U

Tr2 S11
Log Mag
10 dB/ 0 dB

Tr3 S11
Log Mag
10 dB/ 0 dB

Tr4 S11
Log Mag
10 dB/ 0 dB



Start 100 kHz Points 751 Stop 7.5 GHz

显示类型

对数幅度
回波损耗

相位

群延时

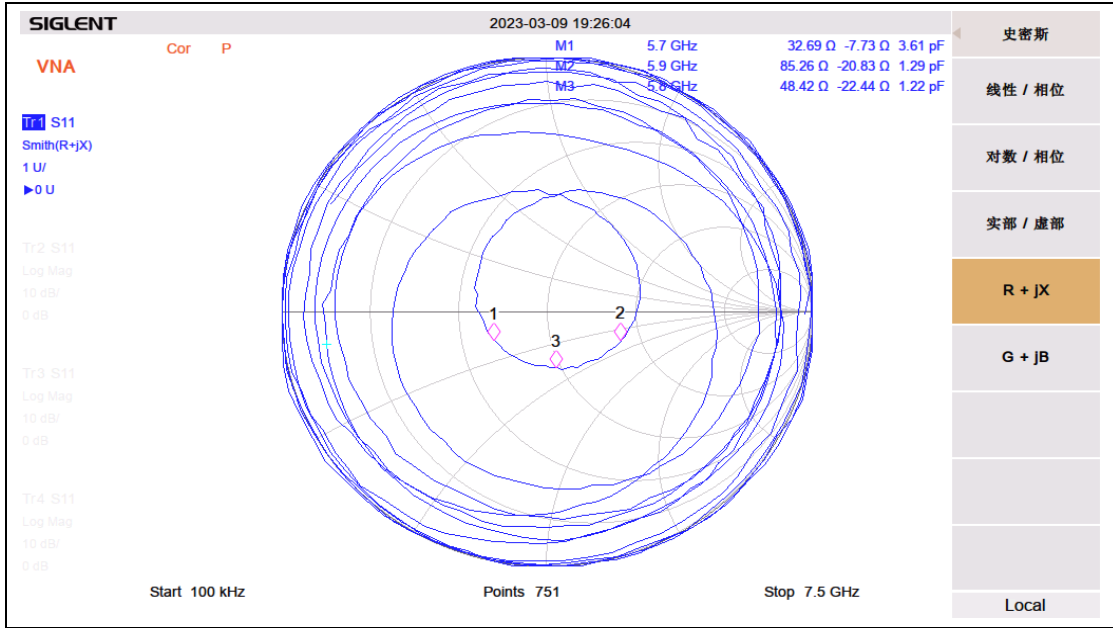
史密斯

极坐标

线性幅度
反射系数

驻波比

Local



增益测试

Gain Test

Freq (MHz)	Peak Gain(dBi)	Peak Degree	AV Gain(dBi)
5700	2.24	122	0.22
5710	2.24	122	0.22
5720	2.24	122	0.22
5730	2.24	122	0.22
5740	2.24	122	0.23
5750	2.24	122	0.23
5760	2.25	122	0.23
5770	2.25	122	0.23
5780	2.25	122	0.23
5790	2.25	120	0.23
5800	2.25	120	0.23
5810	2.25	120	0.23
5820	2.25	120	0.24
5830	2.25	120	0.24
5840	2.25	120	0.24
5850	2.25	120	0.24
5860	2.25	120	0.24
5870	2.25	120	0.24
5880	2.25	120	0.24
5890	2.26	120	0.24
5900	2.26	120	0.24

3D 天线增益图

3D antenna pattern

