

Annex D

1-1521/20-01-01_AnnexD

Setup photos of the Equipment Under Test

This addendum is electronically signed and valid without handwritten signature.
For verification of the electronic signatures, the public keys can be requested at the testing laboratory.

Document authorized:

David Lang
Lab Manager
Radio Communications & EMC

Photos



Photo 1 - RSE Setup 30 MHz to 1000 MHz




Photo 2 - RSE Setup 30 MHz to 1000 MHz




Photo 3 - RSE Setup 30 MHz to 1000 MHz




Photo 4 - RSE Setup > 1000 MHz



Photo 5 - RSE Setup > 1000 MHz




Photo 6 - RSE Setup > 1000 MHz




Photo 7 - RSE Setup > 1000 MHz



Photo 8 - AC conducted emissions




Photo 9 - AC conducted emissions

Document history

Version	Applied changes	Date of release
	initial release	2021-03-08

- END OF DOCUMENT -
