

## Test Set up




Fig 1a Test setup 30MHz -300MHz Rad Emissions




Fig 1b Test setup 30MHz -300MHz Rad Emissions




Fig 2a Test setup 300MHz -1GHz Rad Emissions



Fig 2b Test setup 300MHz -1GHz Rad Emissions




Fig 3 Test setup 1GHz -18GHz Rad Emissions



Fig 4 Test setup 18GHz -26GHz Rad Emissions




Fig 4a Test setup Conducted Emissions BLE




Fig 4b Test setup Conducted Emissions Sigfox

End of Report