

# ISAAC InControl tablet TABIC1 User Manual

## Preface

Summary:

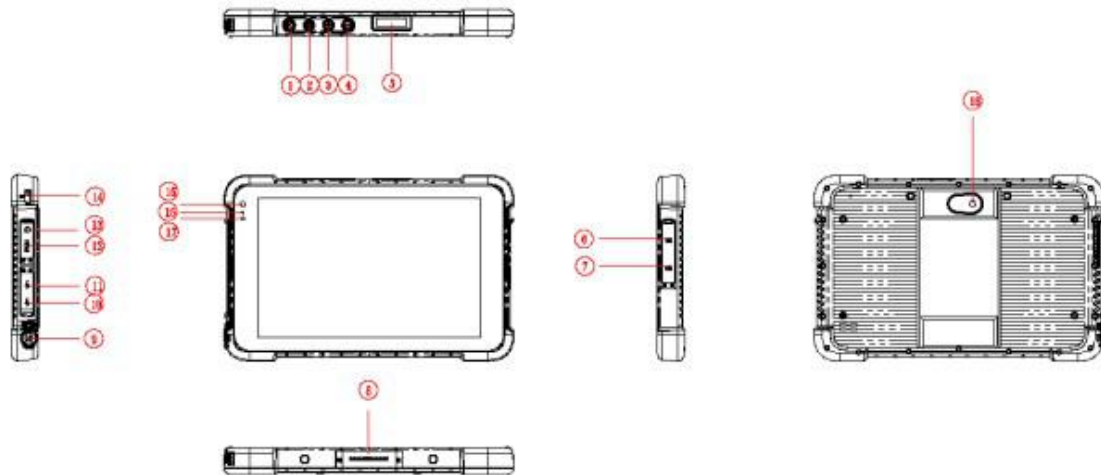
Hello, respected users, thank you for using our products; in order to familiarize you with the products more quickly, please refer to the documentation for problems encountered in the use process. This document mainly introduces the TABIC1 project fuselage interface and system usage instructions, through the picture instruction information to enable users to quickly understand the use of products. When you encounter unsolvable problems in use, please contact our technical staff to deal with them. Thank you for your trust.

## Catalog

1. File version information.....	2
2. Product External Function Interface Description.....	3-4
3. Desktop and Menu Layout.....	5-7
4. Use warnings:.....	8

File name	<b>TABIC1 User Manual</b>				
Document number	0002	Edition		V1.0	
Issue date	2019-04-19	Page number			
Change record					
Serial number	Change number	Edition	Date of change	Change content	Maintenance department
1	YDXX-02	V1.0	2019-04-28	First episode	Customer service department FAE

**2.Product External Function Interface Description:**



- ① **Scanning:** scanning button
- ② **Power button:** to start or close touch screen panel. You can also let the computer to sleep or wake up from hibernation mode
- ③ ④ **voice sound -/ voice sound+:** reduce / increase the volume
- ⑤ **One-dimensional code scanner/ two-dimensional code scanner:** to support one / two-dimensional code scanning
- ⑦ **TF Card:** Support TF card
- ⑧ **The docking interface:** to support docking station
- ⑨ **Charging interface:** charging the tablet via DC adapter
- ⑩ **USB drive :** Full Size USB
- ⑪ **MICRO USB:** Micro USB
- ⑫ **HDMI :** High-Definition Multimedia, Interface, high definition multimedia interface
- ⑬ **HEarphone Jack:** the jack support outputs the audio signal to a loudspeaker or Headset
- ⑭ **Lock hole:** Lock device

⑮ **Front Camera:** camera, video

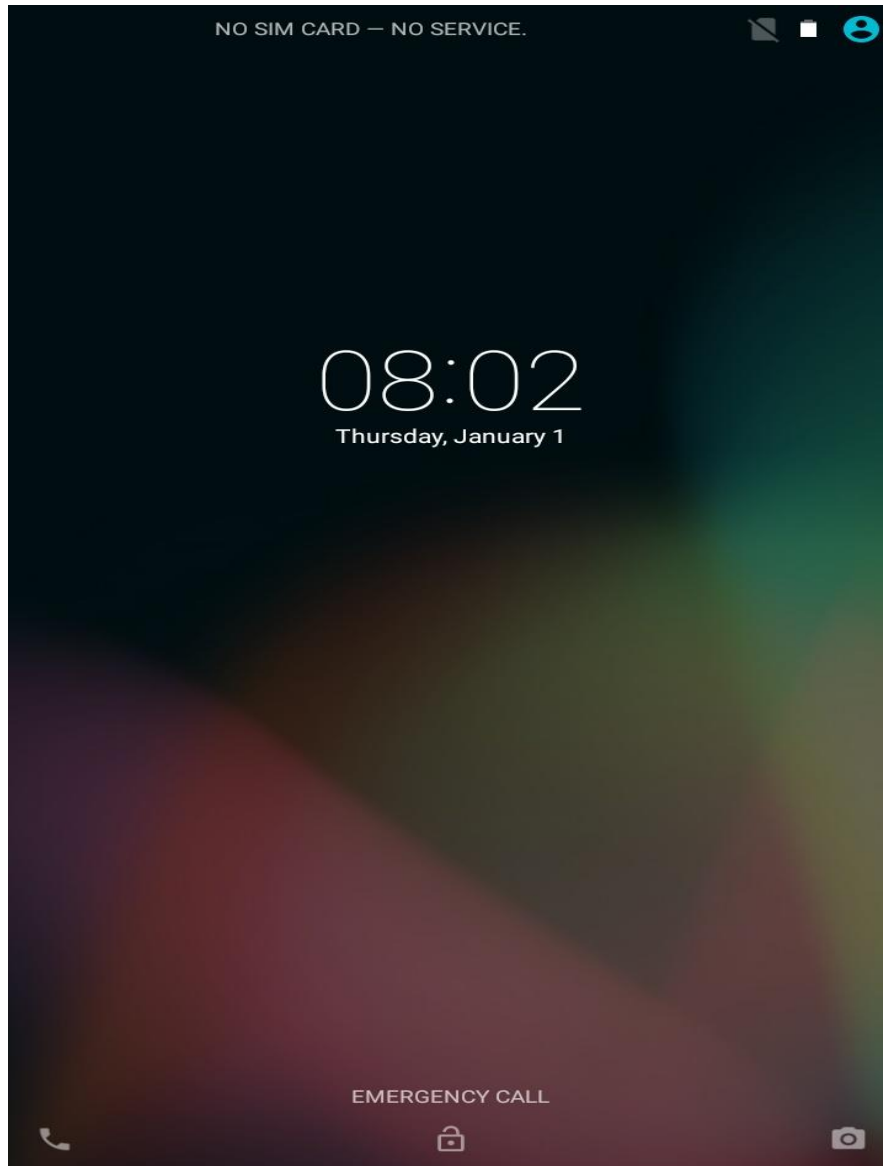
⑯ **Indicator light:** used for starting and charging instructions

⑰ **Light sensor:** Light sensor for automatic control of LCD brightness

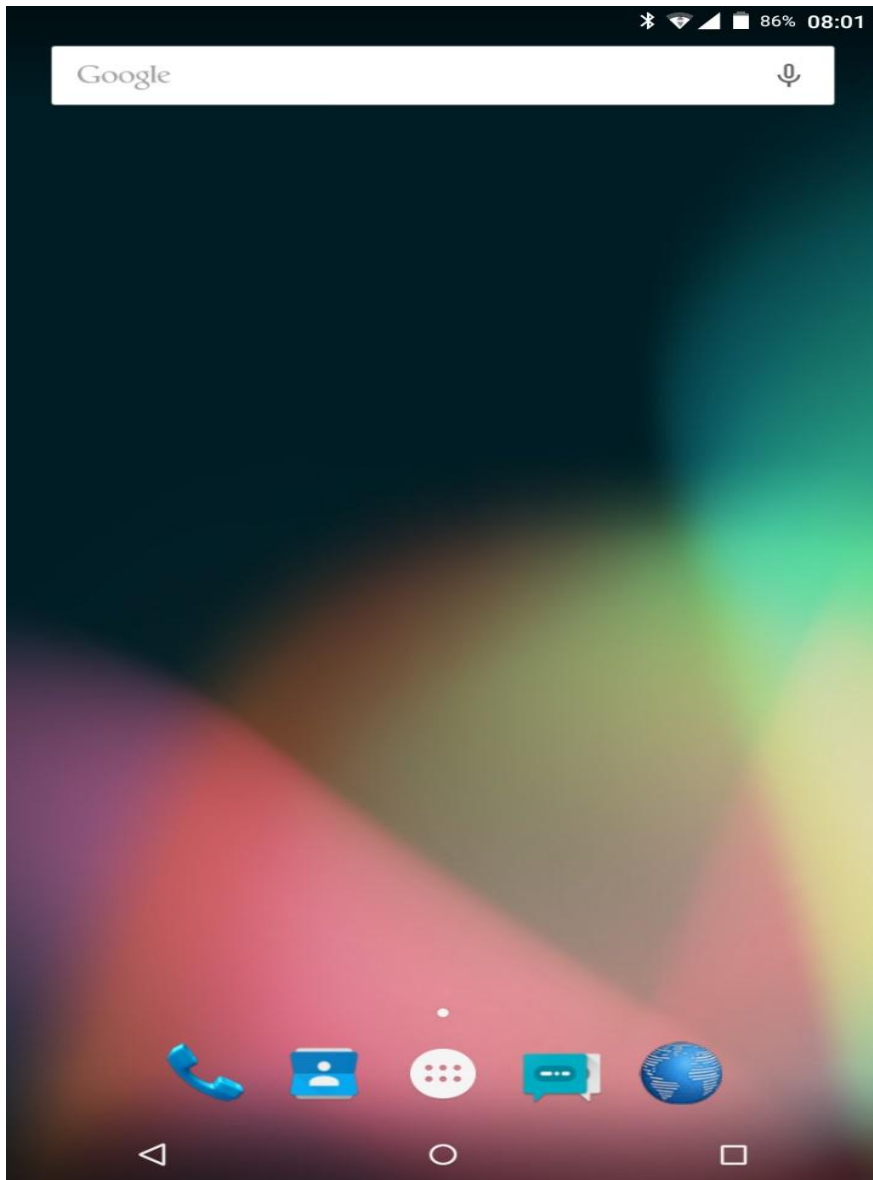
⑱ **Rear camera:** camera, video

### 3. Desktop and Menu Layout

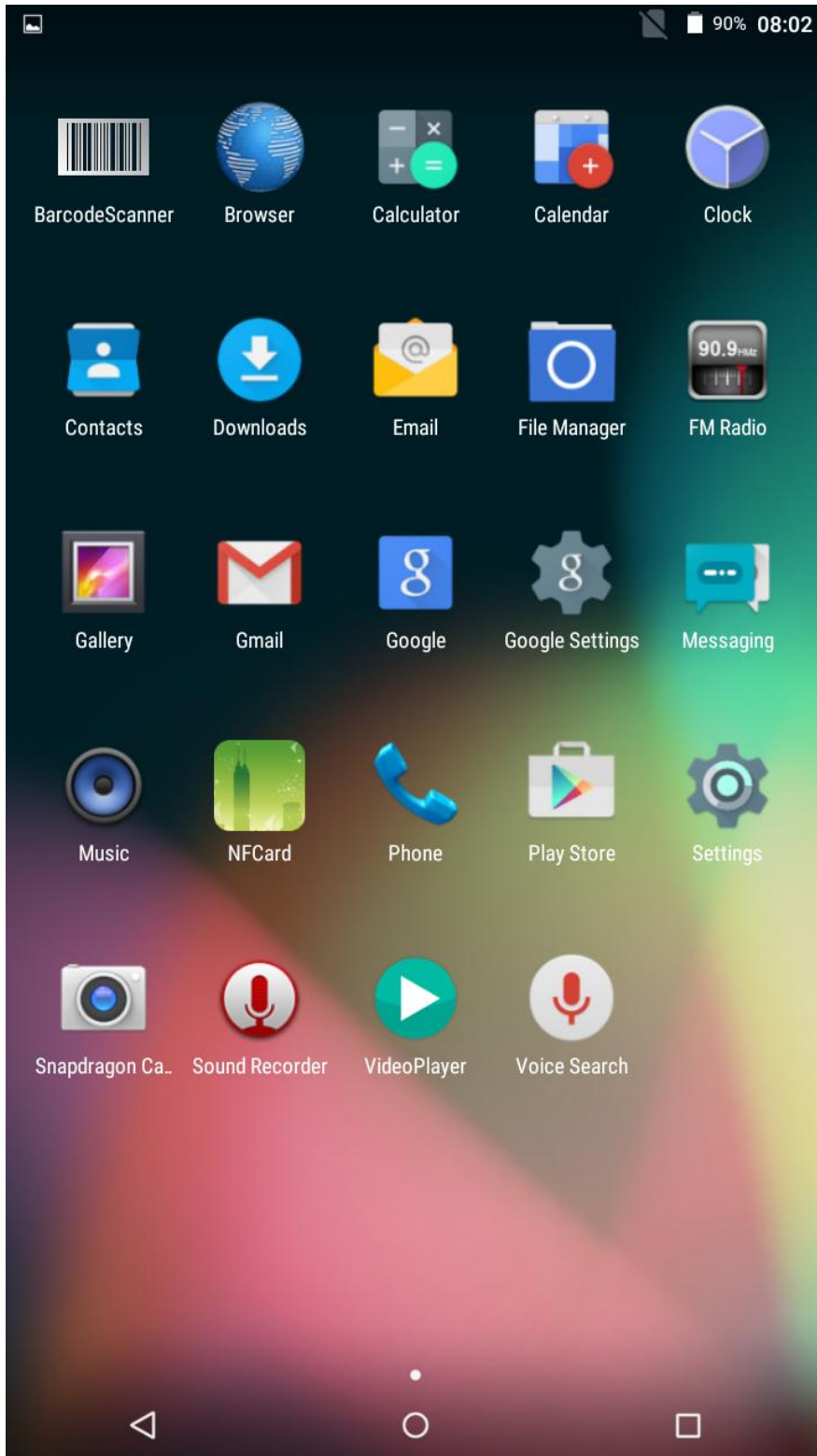
① **Lock screen interface**



## ②Desktop Layout



③system menu



ISAAC InControl tablet

Model number: TABIC1

FCC ID: 2ASYX-TABIC1

Made In China

This device complies with part 15 of the FCC Rules. Operation is subject to the following two conditions: (1) this device may not cause harmful interference, and (2) this device must accept any interference received, including interference that may cause undesired operation.

Any changes or modifications not expressly approved by the party responsible for compliance

could void the user's authority to operate the equipment.

NOTE: This equipment has been tested and found to comply with the limits for a Class B digital device, pursuant to Part 15 of the FCC Rules. These limits are designed to provide reasonable protection against harmful interference in a residential installation. This equipment generates, uses and can radiate radio frequency energy and, if not installed and used in accordance with the instructions, may cause harmful interference to radio communications. However, there is no guarantee that interference will not occur in a particular installation.

If this equipment does cause harmful interference to radio or television reception, which can be determined by turning the equipment off and on, the user is encouraged to try to correct the interference by one or more of the following measures:

- Reorient or relocate the receiving antenna.
- Increase the separation between the equipment and receiver.
- Connect the equipment into an outlet on a circuit different from that to which the receiver is connected.
- Consult the dealer or an experienced radio/TV technician for help.

The device has been evaluated to meet general RF exposure requirement. The device can be used in portable exposure condition without restriction