



深圳市千目通讯科技有限公司

Shenzhen Qianmu Communication Technology Co., Ltd.

Model: 2.4G Antenna

Name: Antenna Specification

Date: 2020.05.29

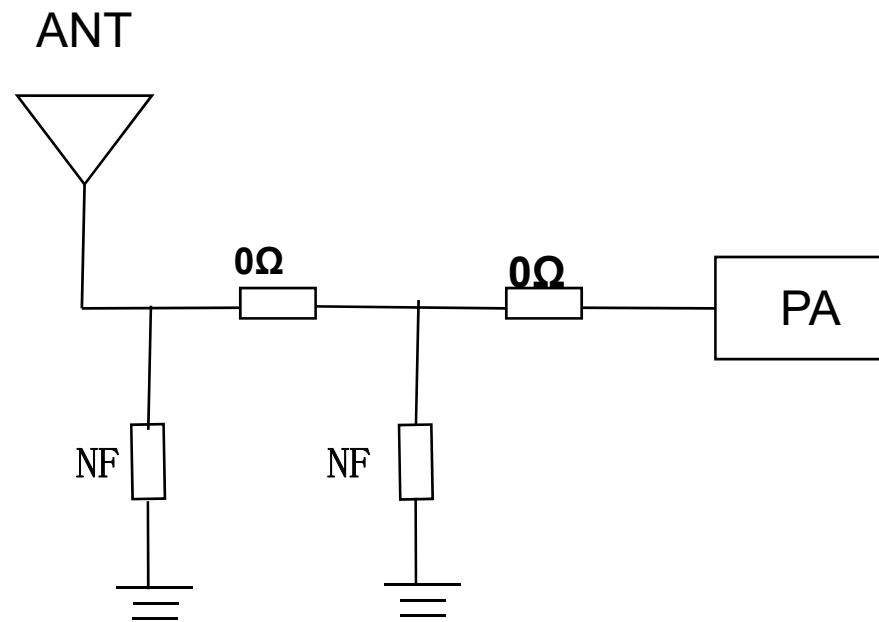
Version: A1

Contact: Mr. Wang Phone number : 13760153961

Address: No. 425, 443, 4/F, Block A, Huafeng Zhigu - Hangcheng Hi-Tech Industrial Park, Aviation Road, Sanwei Community, Hangcheng Street, Baoan District, Shenzhen



Matching circuit - WIFI antenna

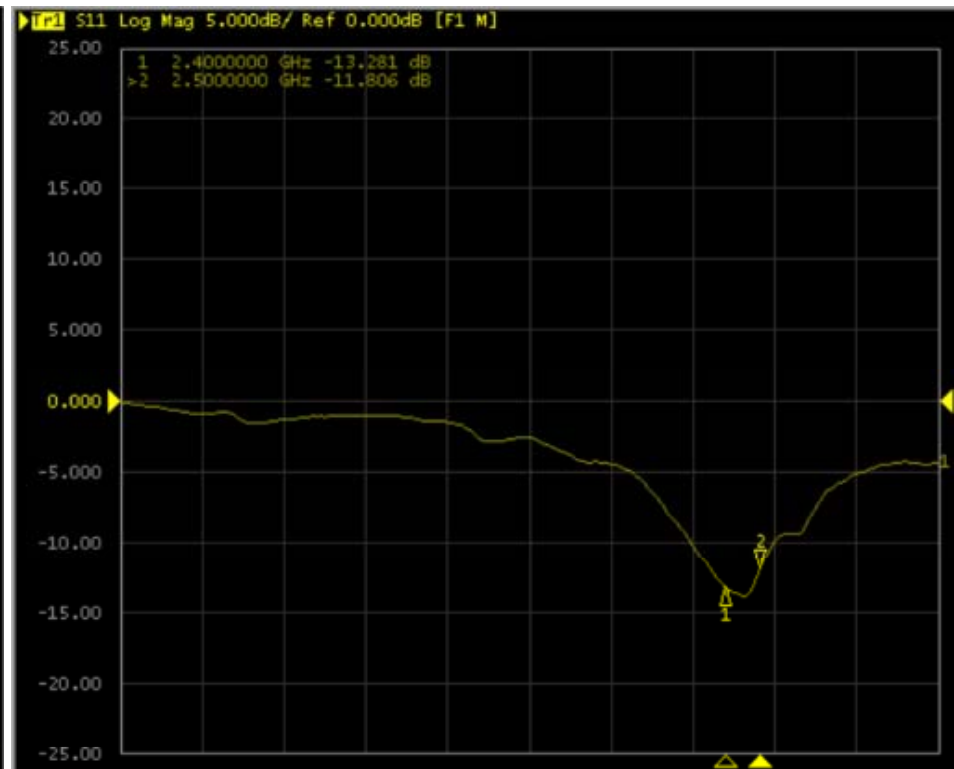
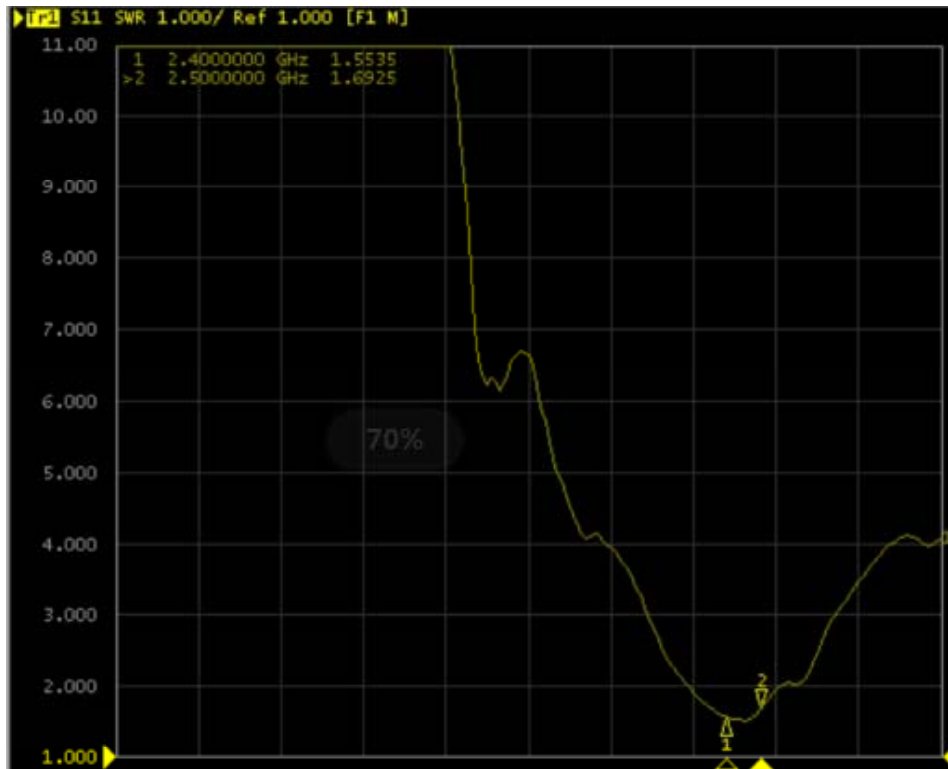


The matching circuit is not modified in any way



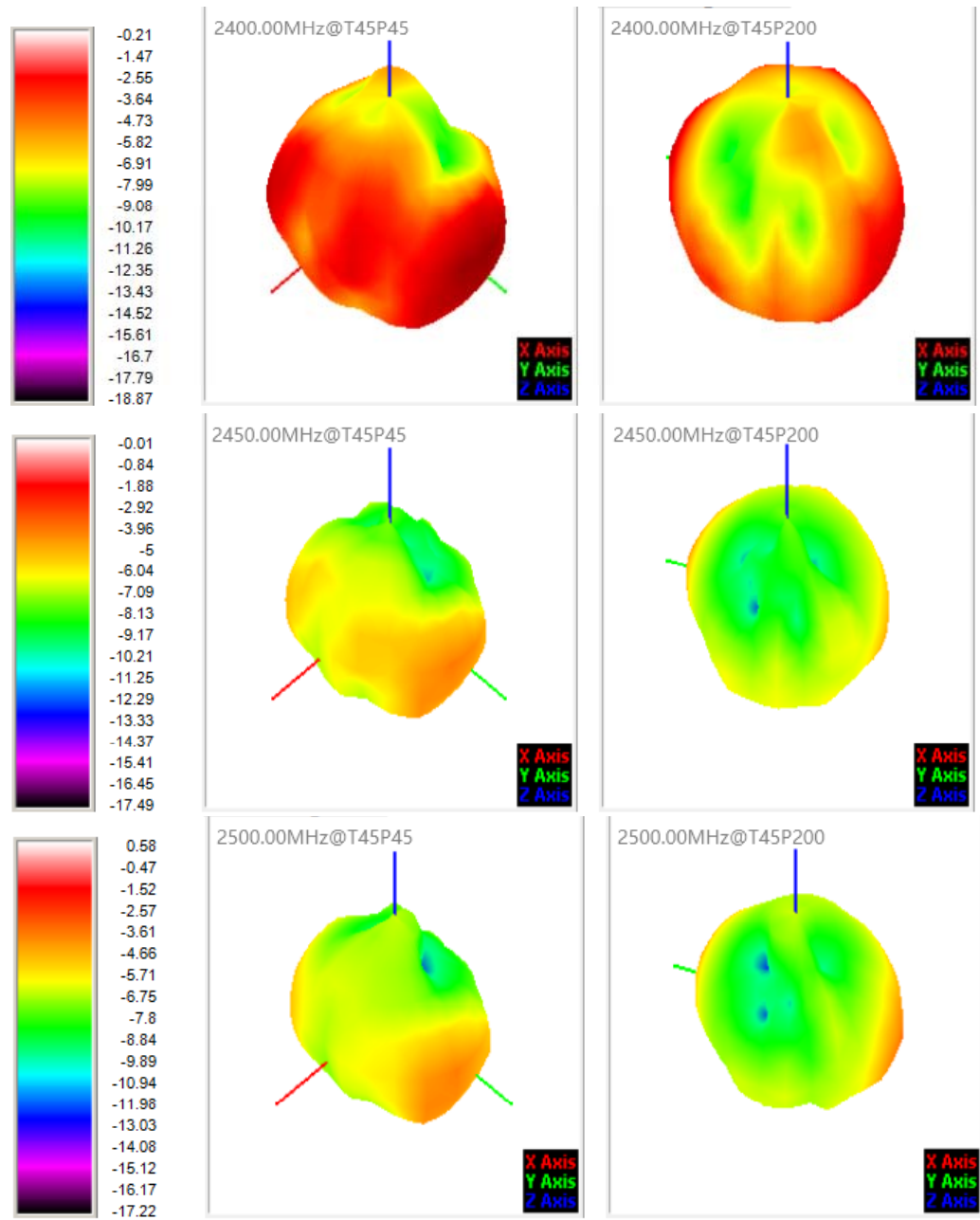
WiFi/BT Passive Parameters:

Band	WiFi/BT	
	2400	2500
R. L (dB)	-13.28	-11.8
VSWR	1.5	1.6





2.4~2.5GHz Antenna orientation diagram





2.4~2.5GHz antenna efficiency and gain

Passive Test For 2.4GWIFI										
Freq (MHz)	Effi (%)	Effi (dB)	Gain (dBi)	Gain (dBd)	UHS (%)	DHIS (%)	Max (dB)	Min (dB)	Attenut Hor	Attenut Ver
2400	32.32	-4.91	-0.21	-2.36	17.165	15.156	-0.21	-19.28	48.51	48.38
2410	34.73	-4.59	0.23	-1.92	18.329	16.405	0.23	-18.7	48.83	48.65
2420	36.26	-4.41	0.38	-1.77	18.975	17.281	0.38	-18.35	49.05	49
2430	36.47	-4.38	0.23	-1.92	18.926	17.546	0.23	-17.7	49.05	48.89
2440	36.21	-4.41	0.1	-2.05	18.649	17.562	0.1	-18.09	49.08	48.97
2450	36.52	-4.38	-0.01	-2.16	18.779	17.737	-0.01	-17.88	49.01	48.85
2460	35.16	-4.54	-0.29	-2.44	18.134	17.027	-0.29	-17.44	48.86	48.7
2470	34.64	-4.6	-0.48	-2.63	18.004	16.631	-0.48	-17.37	48.86	48.78
2480	36.18	-4.42	-0.48	-2.63	18.822	17.358	-0.48	-16.29	49.29	49.19
2490	40.21	-3.96	-0.32	-2.47	20.886	19.327	-0.32	-15.31	49.92	49.75
2500	38.75	-4.12	-0.58	-2.73	20.077	18.671	-0.58	-15.17	49.95	49.77

