


深圳市千目通讯科技有限公司

Shenzhen Qianmu Communication Technology Co., Ltd.

Antenna specification

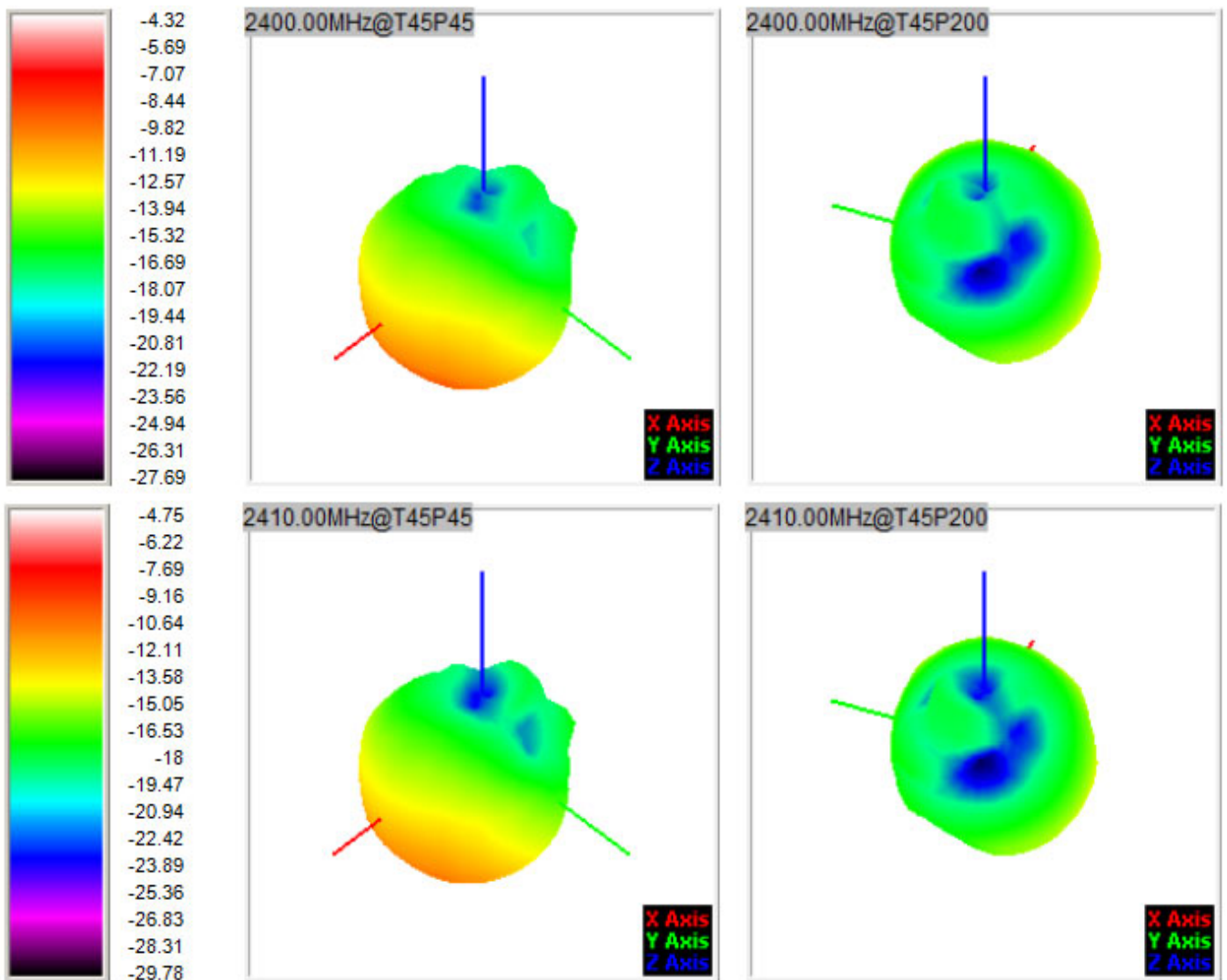
Applicable model			
Customer			
Specification description			
	Product content	Specification	Customer material code
Specification description	2.4 G antenna	Onboard	
			
Change resume			
Serial number	Date	Version	Brief introduction of changes
1	2022-01-13	V1.0	New project

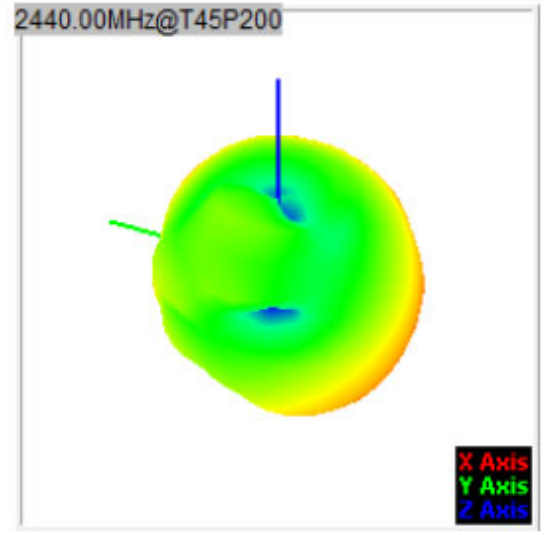
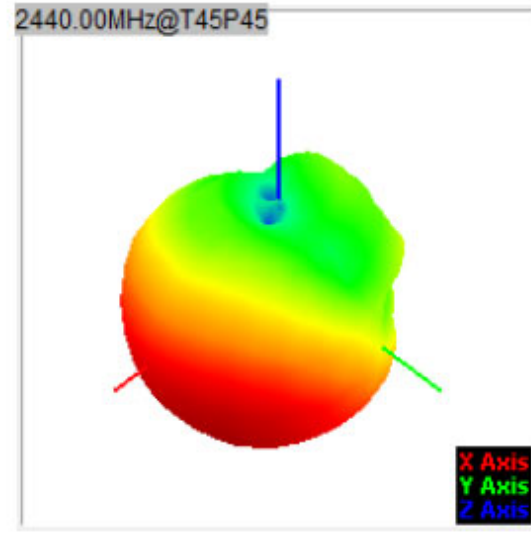
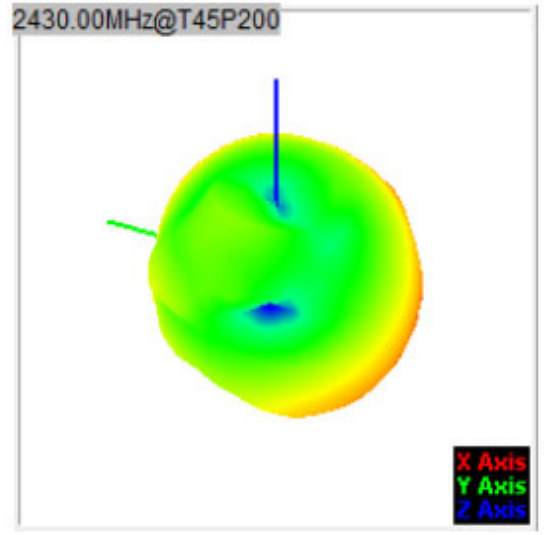
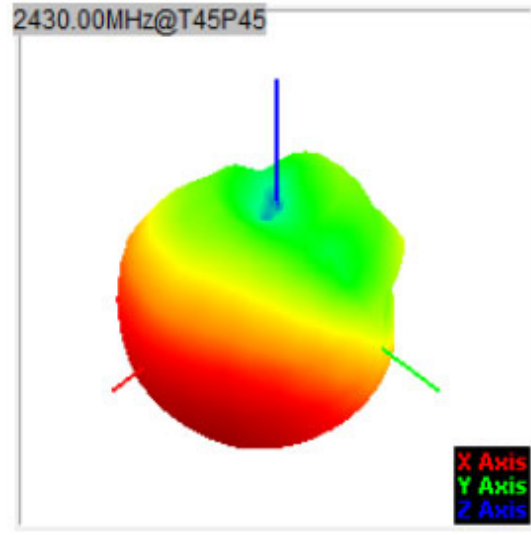
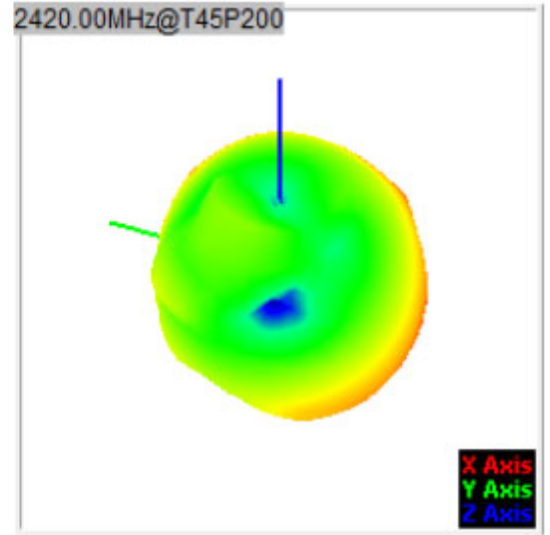
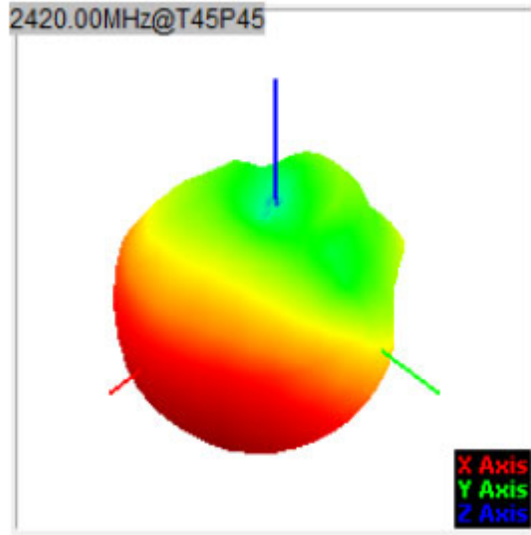
Supplier sample confirmation			
R&D	Structure	Audit	Judge
			PASS <input checked="" type="checkbox"/> FAIL <input type="checkbox"/>

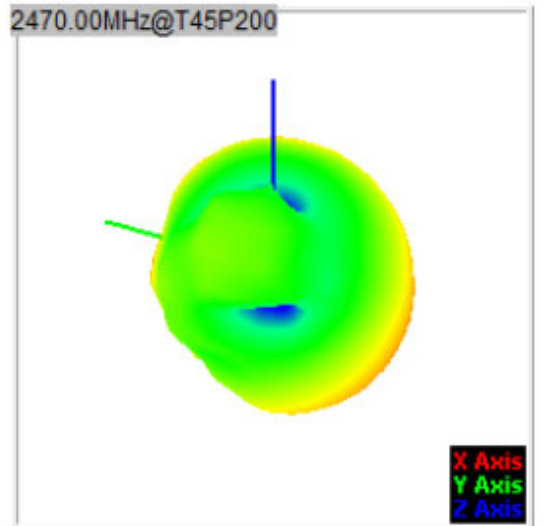
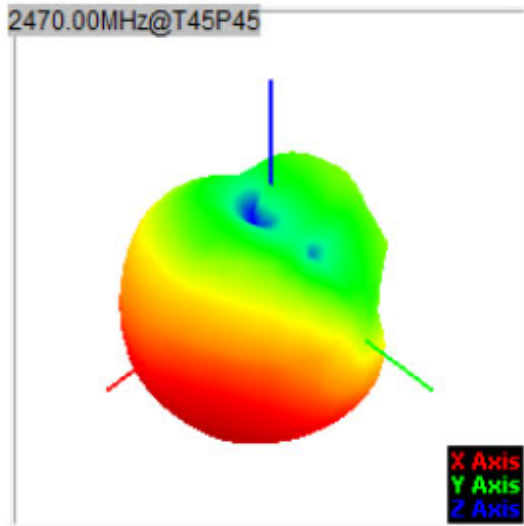
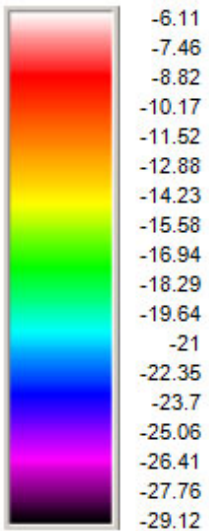
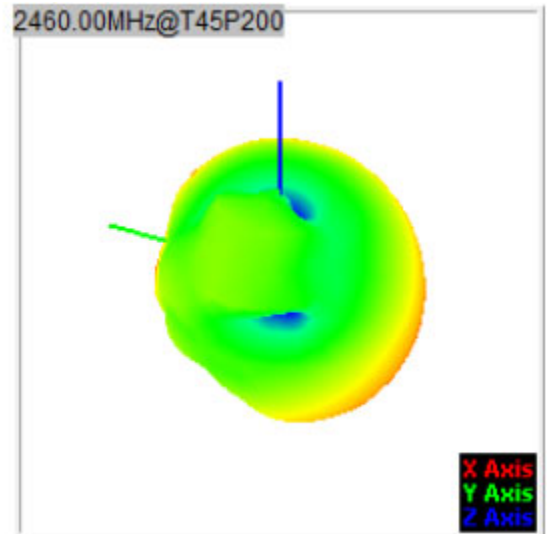
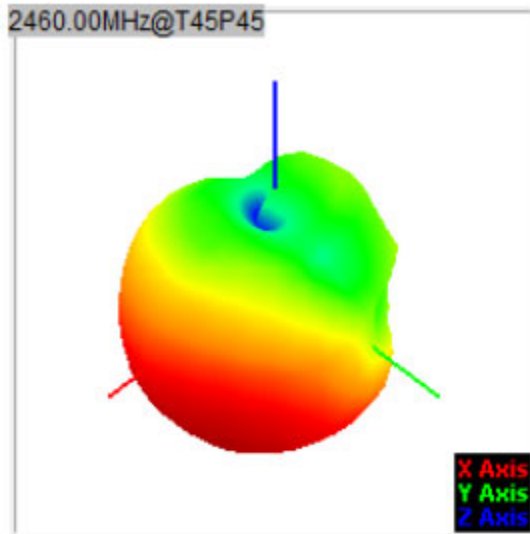
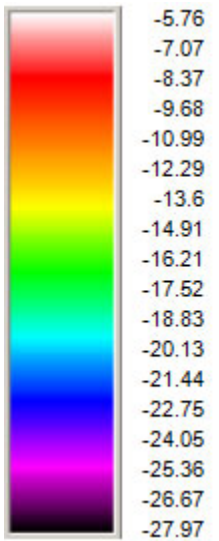
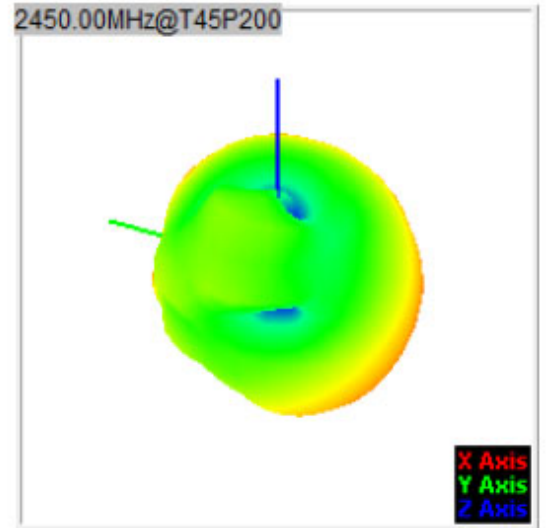
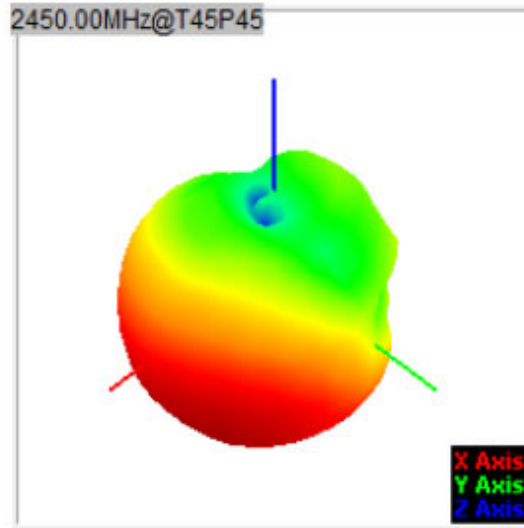
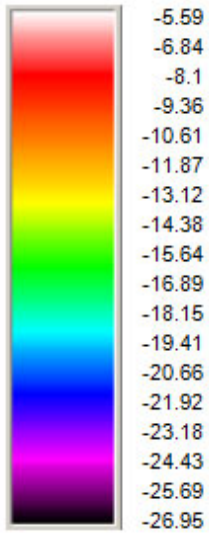
1、Antenna gain and efficiency

Frequency ID	1	2	3	4	5	6	7	8	9	10	11
Frequency (MHz)	2400.0	2410.0	2420.0	2430.0	2440.0	2450.0	2460.0	2470.0	2480.0	2490.0	2500.0
Point Values											
Ant. Port Input Pwr. (dBm)	0.00	0.00	0.00	0.00	0.00	0.00	0.00	0.00	0.00	0.00	0.00
Tot.Rad. Pwr. (dBm)	-10.36	-10.71	-10.95	-11.05	-11.29	-11.34	-11.57	-12.00	-12.13	-12.18	-12.43
Peak EIRP (dBm)	-4.32	-4.75	-5.15	-5.35	-5.59	-5.59	-5.76	-6.11	-6.23	-6.36	-6.68
Directivity (dBi)	6.04	5.96	5.80	5.70	5.70	5.75	5.81	5.89	5.90	5.83	5.75
Efficiency (dB)	-10.36	-10.71	-10.95	-11.05	-11.29	-11.34	-11.57	-12.00	-12.13	-12.18	-12.43
Efficiency (%)	9.20	8.50	8.00	7.90	7.40	7.30	7.00	6.30	6.10	6.10	5.70
Gain (dBi)	-4.32	-4.75	-5.15	-5.35	-5.59	-5.59	-5.76	-6.11	-6.23	-6.36	-6.68
NHPRP $\pm\pi/4$ (dBm)	-11.34	-11.70	-11.95	-12.06	-12.30	-12.33	-12.56	-12.99	-13.12	-13.19	-13.44
NHPRP $\pm\pi/6$ (dBm)	-12.63	-13.00	-13.26	-13.37	-13.62	-13.65	-13.89	-14.34	-14.49	-14.59	-14.87
NHPRP $\pm\pi/8$ (dBm)	-13.62	-14.00	-14.26	-14.39	-14.65	-14.70	-14.95	-15.41	-15.59	-15.71	-16.01
Upper Hem. PRP (dBm)	-16.13	-16.53	-16.81	-16.96	-17.23	-17.24	-17.47	-17.92	-18.05	-18.06	-18.22
Lower Hem. PRP (dBm)	-11.70	-12.03	-12.25	-12.34	-12.57	-12.63	-12.86	-13.28	-13.41	-13.48	-13.76
Upper Hem. PRP (%)	2.44	2.22	2.09	2.01	1.89	1.89	1.79	1.61	1.57	1.56	1.51
Lower Hem. PRP (%)	6.77	6.27	5.96	5.84	5.53	5.46	5.17	4.69	4.56	4.49	4.21

2、Apple map



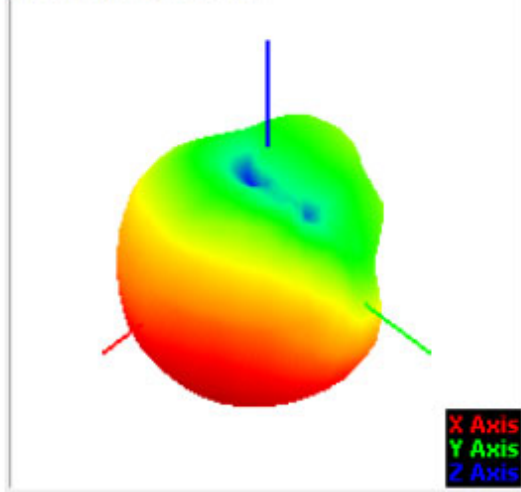




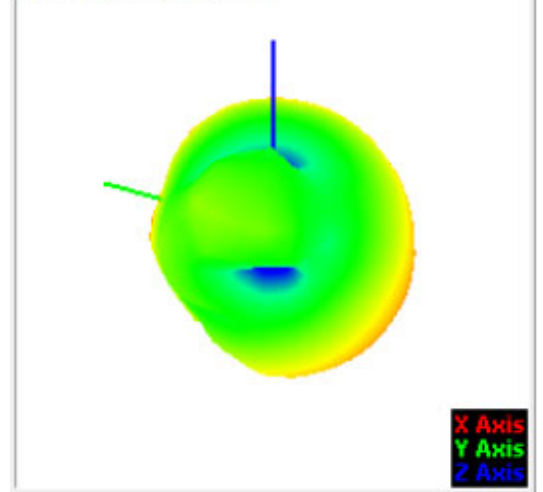


-6.23
-7.57
-8.91
-10.24
-11.58
-12.92
-14.26
-15.6
-16.94
-18.28
-19.62
-20.96
-22.3
-23.64
-24.98
-26.32
-27.66
-29

2480.00MHz@T45P45

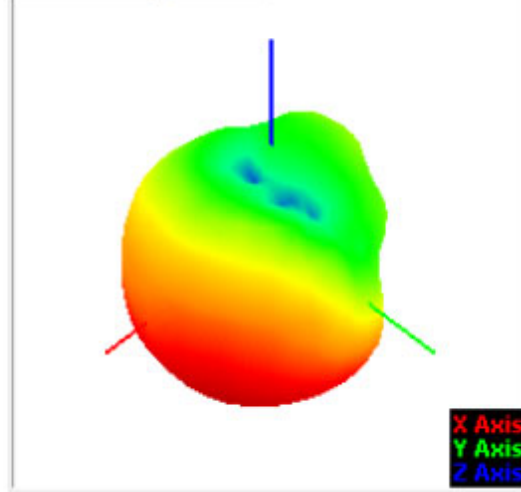


2480.00MHz@T45P200

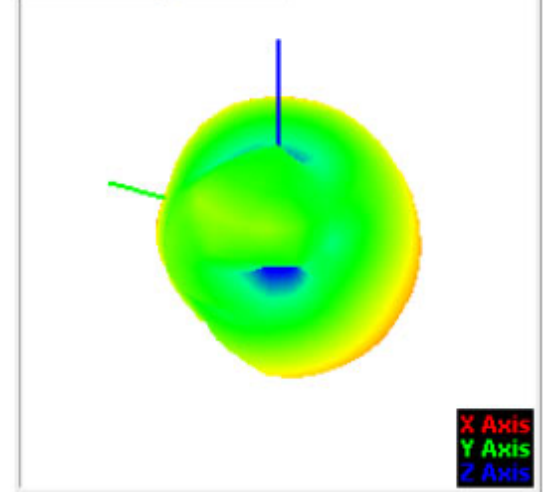


-6.36
-7.67
-8.99
-10.31
-11.63
-12.95
-14.27
-15.59
-16.91
-18.23
-19.55
-20.87
-22.18
-23.5
-24.82
-26.14
-27.46
-28.78

2490.00MHz@T45P45

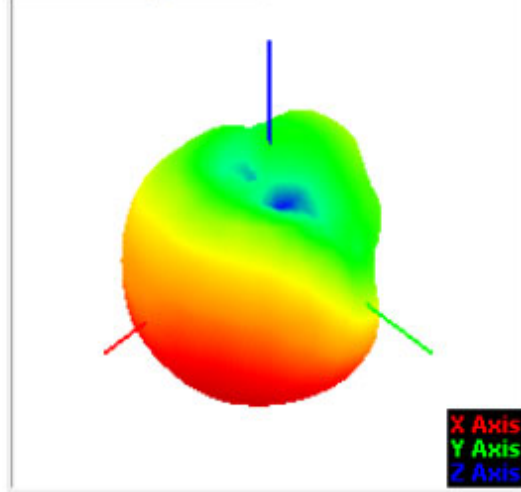


2490.00MHz@T45P200



-6.68
-8
-9.32
-10.64
-11.96
-13.29
-14.61
-15.93
-17.25
-18.57
-19.9
-21.22
-22.54
-23.86
-25.18
-26.51
-27.83
-29.15

2500.00MHz@T45P45



2500.00MHz@T45P200

