

深圳市千目通讯科技有限公司

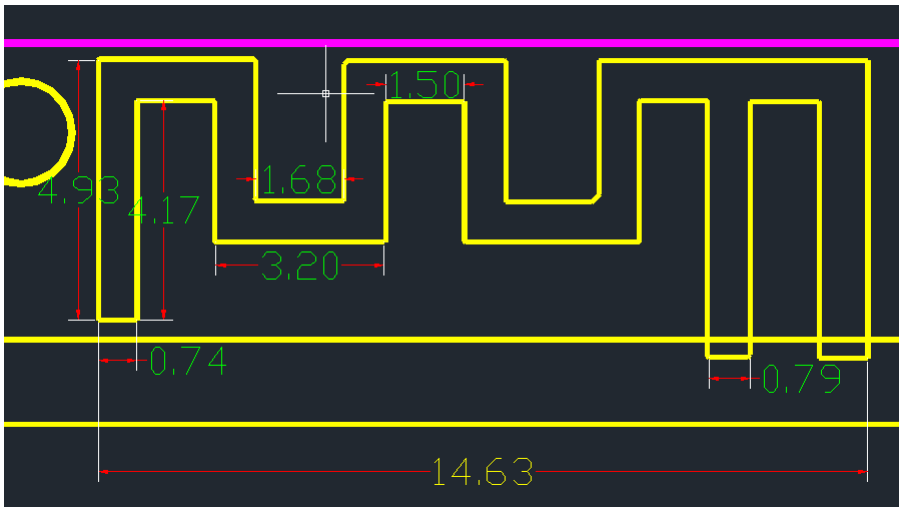
Shenzhen Qianmu Communication Technology Co., Ltd.

Antenna specification

Applicable model			
Customer			
Specification description			
	Product content	Specification	Customer material code
Specification description	2.4 G antenna	Onboard	
Change resume			
Serial number	Date	Version	Brief introduction of changes
1	2022-01-13	V1.0	New project
2			
3			

Supplier sample confirmation					
R&D	Structure	Audit	Judge		
			PASS <input checked="" type="checkbox"/> FAIL <input type="checkbox"/>		
Customer sample confirmation					
Electron	Structure	Project	Procurement	Quality	Audit
Reasons for rejection or other precautions:					

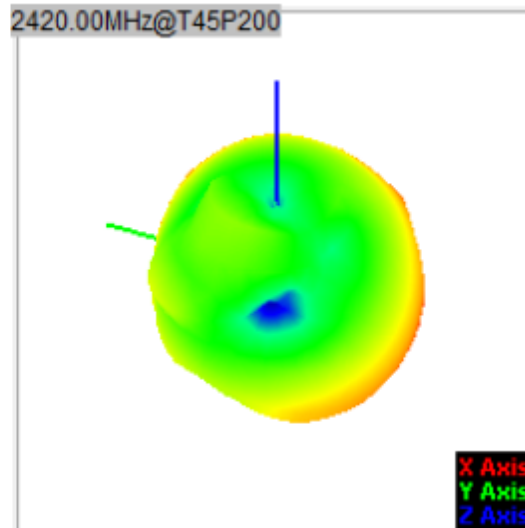
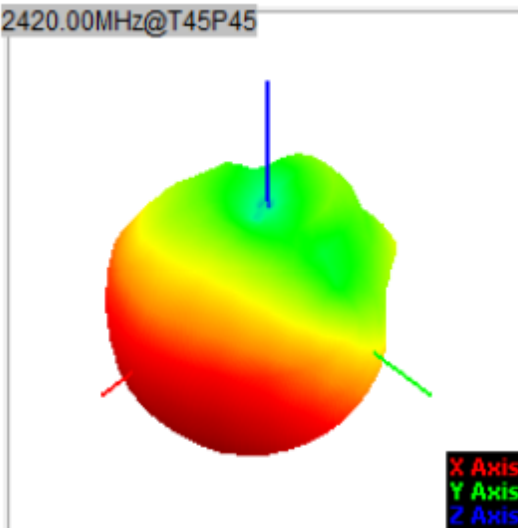
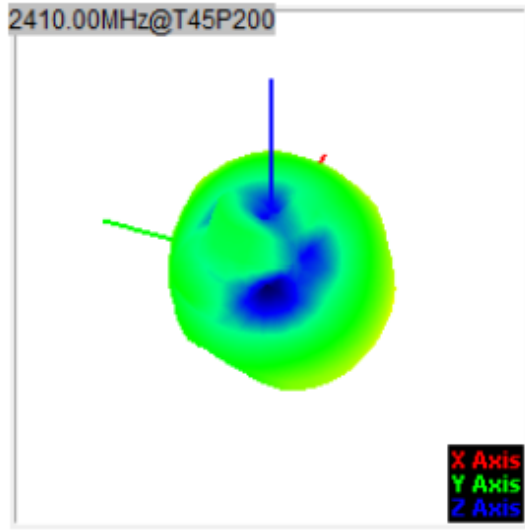
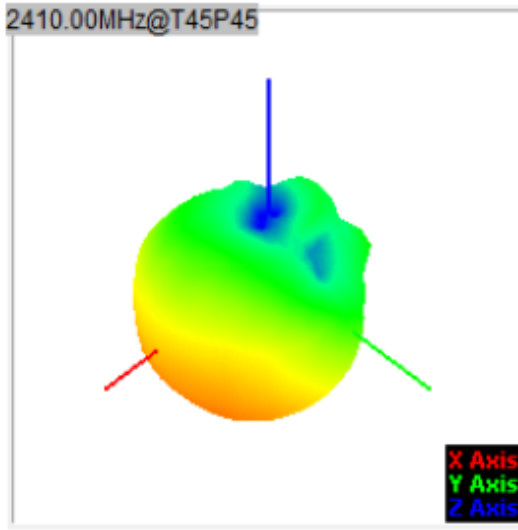
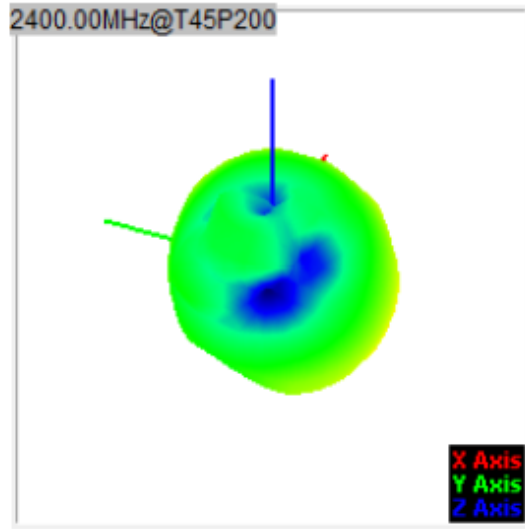
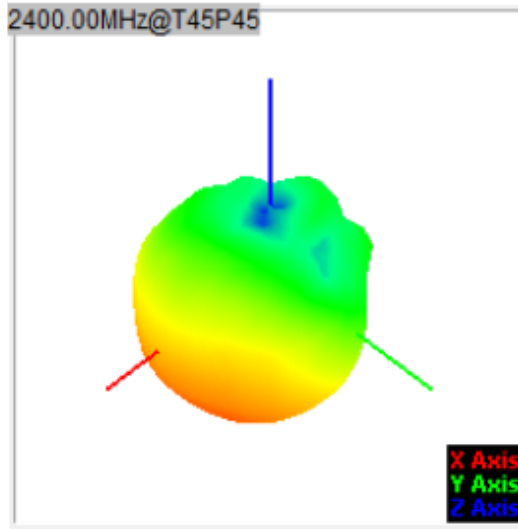
1、 Antenna Photo & Length (mm)



2、 Antenna gain and efficiency

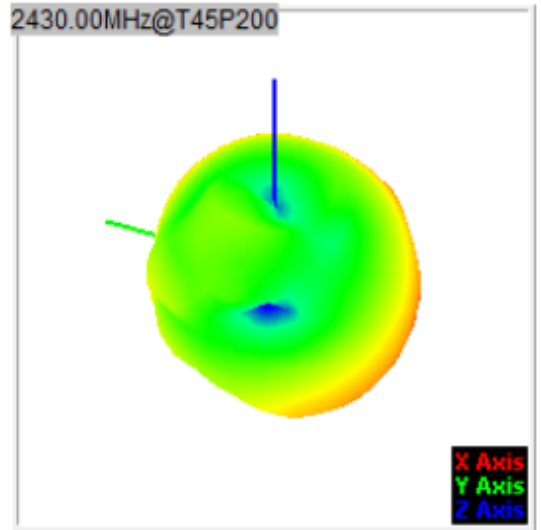
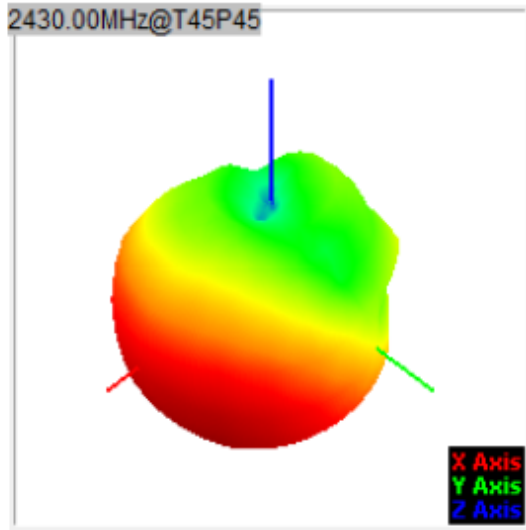
Frequency ID	1	2	3	4	5	6	7	8	9	10	11
Frequency (MHz)	2400.0	2410.0	2420.0	2430.0	2440.0	2450.0	2460.0	2470.0	2480.0	2490.0	2500.0
Point Values											
Ant. Port Input Pwr. (dBm)	0.00	0.00	0.00	0.00	0.00	0.00	0.00	0.00	0.00	0.00	0.00
Tot. Rad. Pwr. (dBm)	-10.36	-10.71	-10.95	-11.05	-11.29	-11.34	-11.57	-12.00	-12.13	-12.18	-12.43
Peak EIRP (dBm)	-4.32	-4.75	-5.15	-5.35	-5.59	-5.59	-5.76	-6.11	-6.23	-6.36	-6.68
Directivity (dBi)	6.04	5.96	5.80	5.70	5.70	5.75	5.81	5.89	5.90	5.83	5.75
Efficiency (dB)	-10.36	-10.71	-10.95	-11.05	-11.29	-11.34	-11.57	-12.00	-12.13	-12.18	-12.43
Efficiency (%)	9.20	8.50	8.00	7.90	7.40	7.30	7.00	6.30	6.10	6.10	5.70
Gain (dBi)	-4.32	-4.75	-5.15	-5.35	-5.59	-5.59	-5.76	-6.11	-6.23	-6.36	-6.68
NHPRP $\pm\pi/4$ (dBm)	-11.34	-11.70	-11.95	-12.06	-12.30	-12.33	-12.56	-12.99	-13.12	-13.19	-13.44
NHPRP $\pm\pi/6$ (dBm)	-12.63	-13.00	-13.26	-13.37	-13.62	-13.65	-13.89	-14.34	-14.49	-14.59	-14.87
NHPRP $\pm\pi/8$ (dBm)	-13.62	-14.00	-14.26	-14.39	-14.65	-14.70	-14.95	-15.41	-15.59	-15.71	-16.01
Upper Hem. PRP (dBm)	-16.13	-16.53	-16.81	-16.96	-17.23	-17.24	-17.47	-17.92	-18.05	-18.06	-18.22
Lower Hem. PRP (dBm)	-11.70	-12.03	-12.25	-12.34	-12.57	-12.63	-12.86	-13.28	-13.41	-13.48	-13.76
Upper Hem. PRP (%)	2.44	2.22	2.09	2.01	1.89	1.89	1.79	1.61	1.57	1.56	1.51
Lower Hem. PRP (%)	6.77	6.27	5.96	5.84	5.53	5.46	5.17	4.69	4.56	4.49	4.21

3、 Apple map

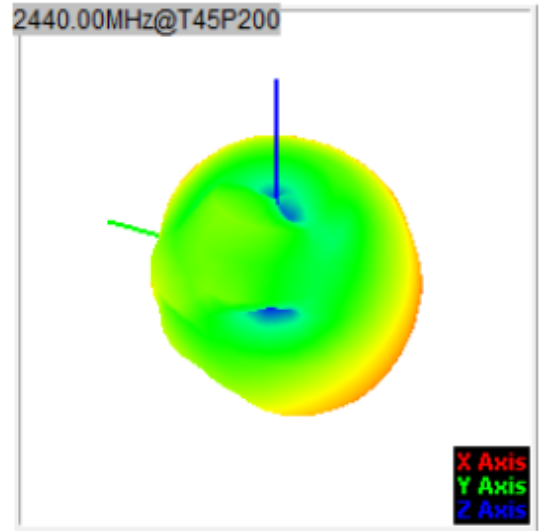
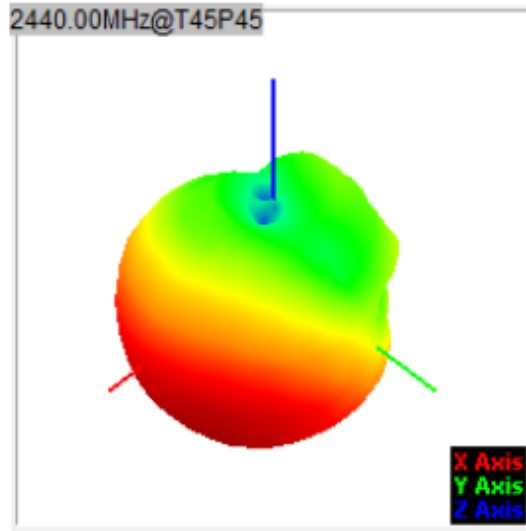




-5.35
-6.7
-8.05
-9.4
-10.76
-12.11
-13.46
-14.81
-16.16
-17.51
-18.87
-20.22
-21.57
-22.92
-24.27
-25.63
-26.98
-28.33



-5.59
-6.82
-8.06
-9.29
-10.53
-11.76
-13
-14.23
-15.47
-16.7
-17.93
-19.17
-20.4
-21.64
-22.87
-24.11
-25.34
-26.58



-5.59
-6.84
-8.1
-9.36
-10.61
-11.87
-13.12
-14.38
-15.64
-16.89
-18.15
-19.41
-20.66
-21.92
-23.18
-24.43
-25.69
-26.95

