

SGS

# **Test setup photos of EUT**


## 1. Orthogonal plane of EUT

- The testing was set in the three orthogonal planes and measured for each position (X, Y, Z).


### X-axis




### Y-axis



## Z-axis



## 2. Photo of Radiated Spurious Emission Test (Below 1 GHz)



**3. Photo of Radiated Spurious Emission Test (Above 1 GHz)**

