



Capture

Quick Start Guide



COPYRIGHT ©2018 Howl Alert Inc. or its subsidiaries. ALL RIGHTS RESERVED.

About this Manual

The Manual includes instructions for using and managing the product. Pictures, charts, images and all other information hereinafter are for description and explanation only. The information contained in the Manual is subject to change, without notice, due to firmware updates or other reasons. Please find the latest version on the **howl**™ website (<https://howl.com>).

Any and all information, including, among others, wordings, pictures, and graphs are the properties of Howl Alert Inc. or its subsidiaries (hereinafter referred to be "Howl"). This user manual (hereinafter referred to be "the Manual") cannot be reproduced, changed, translated, or distributed, partially or wholly, by any means, without the prior written permission of Howl. Unless otherwise stipulated, Howl does not make any warranties, guarantees or representations, express or implied, regarding to the Manual.

Trademarks Acknowledgement

howl™, ™, ™, and other Howl trademarks and logos are the properties of Howl in various jurisdictions. Other trademarks and logos mentioned below are the properties of their respective owners.

Legal Disclaimer

TO THE MAXIMUM EXTENT PERMITTED BY APPLICABLE LAW, THE PRODUCT DESCRIBED, WITH ITS HARDWARE, SOFTWARE AND FIRMWARE, IS PROVIDED "AS IS", WITH ALL FAULTS AND ERRORS, AND HOWL MAKES NO WARRANTIES, EXPRESS OR IMPLIED, INCLUDING WITHOUT LIMITATION, MERCHANTABILITY, SATISFACTORY QUALITY, FITNESS FOR A PARTICULAR PURPOSE, AND NON-INFRINGEMENT OF THIRD PARTY. IN NO EVENT WILL Howl, ITS DIRECTORS, OFFICERS, EMPLOYEES, OR AGENTS BE LIABLE TO YOU FOR ANY SPECIAL, CONSEQUENTIAL, INCIDENTAL, OR INDIRECT DAMAGES, INCLUDING, AMONG OTHERS, DAMAGES FOR LOSS OF BUSINESS PROFITS, BUSINESS INTERRUPTION, OR LOSS OF DATA OR DOCUMENTATION, IN CONNECTION WITH THE USE OF THIS PRODUCT, EVEN IF HOWL HAS BEEN ADVISED OF THE POSSIBILITY OF SUCH DAMAGES.

TO THE MAXIMUM EXTENT PERMITTED BY APPLICABLE LAW, IN NO EVENT SHALL HOWL'S TOTAL LIABILITY FOR ALL DAMAGES EXCEED THE PURCHASE PRICE THE PRODUCT.

HOWL does not undertake any liability for personal injury or property damage, as the result of product interruption or service termination caused by: a) improper installation or usage other than as requested; b) the protection of national or public interests; c) Force Majeure; d) yourself or the third party, including without limitation, using any third party's products, software, applications among others.

REGARDING THE PRODUCT WITH INTERNET ACCESS, THE USE OF PRODUCT SHALL BE WHOLLY AT YOUR OWN RISKS. HOWL SHALL NOT TAKE ANY RESPONSIBILITIES FOR ABNORMAL OPERATION, PRIVACY LEAKAGE OR OTHER DAMAGES RESULTING FROM CYBER ATTACK, HACKER ATTACK, VIRUS INSPECTION, OR OTHER INTERNET SECURITY RISKS; HOWEVER, HOWL WILL PROVIDE TIMELY TECHNICAL SUPPORT IF REQUIRED.

The purpose of the Products is to provide an adequate warning in the event of illegal encroachment in certain area; however, the proper installation of the Products will not eliminate, but only reduce, that accidents will occur or that there will be personal injury or property loss as a result. You are highly recommended to raise your vigilance and strengthen the safety awareness in your daily life.

SURVEILLANCE LAWS VARY BY JURISDICTION. PLEASE CHECK ALL RELEVANT LAWS IN YOUR JURISDICTION BEFORE USING THIS PRODUCT IN ORDER TO ENSURE THAT YOUR USE CONFORMS TO THE APPLICABLE LAW. YOU FURTHER AGREE THAT THIS PRODUCT IS ONLY FOR CIVIL USE, AND HOWL SHALL NOT BE LIABLE IN THE EVENT THAT THIS PRODUCT IS USED WITH ILLEGITIMATE PURPOSES, SUCH AS THIRD PARTY RIGHTS INFRINGEMENT, MEDICAL TREATMENT, SAFETY EQUIPMENT OR OTHER SITUATIONS WHERE THE PRODUCT FAILURE COULD LEAD TO DEATH OR PERSONAL INJURY, OR WEAPON OF MASS DESTRUCTION, CHEMICAL AND BIOLOGICAL WEAPON, NUCLEAR EXPLOSION, AND ANY UNSAFE NUCLEAR ENERGY OR ANTI-HUMANITY USAGES. YOU SHOULD UNDERTAKE ALL RESPONSIBILITIES FOR LOSSES OR DAMAGES RESULTING FROM THE ABOVE USAGES WHATSOEVER. IN THE EVENT OF ANY CONFLICTS BETWEEN THE ABOVE AND THE APPLICABLE LAW, THE LATER PREVAILS.

Regulatory Information

FCC Information

This device complies with Part 15 of the FCC Rules. Operation is subject to the following two conditions:

- (1) This device may not cause harmful interference, and
- (2) This device must accept any interference received, including interference that may cause undesired operation.

Note: This product has been tested and found to comply with the limits for a Class B digital device, pursuant to Part 15 of the FCC Rules. These limits are designed to provide reasonable protection against harmful interference in a residential installation. This product generates, uses, and can radiate radio frequency energy and, if not installed and used in accordance with the instructions, may cause harmful interference to radio communications. However, there is no guarantee that interference will not occur in a particular installation. If this product does cause harmful interference to radio or television reception, which can be determined by turning the equipment off and on, the user is encouraged to try to correct the interference by one or more of the following measures:

- Reorient or relocate the receiving antenna.
- Increase the separation between the equipment and receiver.
- Connect the equipment into an outlet on a circuit different from that to which the receiver is connected.
- Consult the dealer or an experienced radio/TV technician for help.

Please take attention that changes or modification not expressly approved by the party responsible for compliance could void the user's authority to operate the equipment.

This equipment should be installed and operated with a minimum distance 20cm from the radiator. This device complies with Industry Canada licence-exempt RSS standard(s). Operation is subject to the following two conditions:

- (1) this device may not cause interference, and
- (2) this device must accept any interference, including interference that may cause undesired operation of the device.

Under Industry Canada regulations, this radio transmitter may only operate using an antenna of a type and maximum (or

lesser) gain approved for the transmitter by Industry Canada. To reduce potential radio interference to other users, the antenna type and its gain should be so chosen that the equivalent isotropically radiated power (e.i.r.p.) is not more than that necessary for successful communication.

Safety Instruction

Due to the product shape and dimension, the name and address of the importer/manufacture are printed on the package.

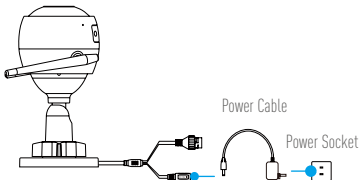
SAVE THIS MANUAL FOR FUTURE REFERENCE

Operations

Step 1

Power-on

Connect the camera and power socket to power on the camera.



Step 2

Camera Setup

1

Create a user account.



- Connect your mobile phone to Wi-Fi.

- Download and install the Howl app by searching "Howl Alert" in App Store and Google Play™.

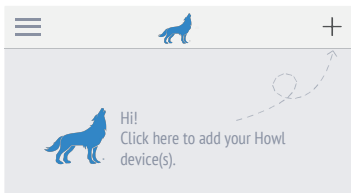
- Launch the app and register a Howl user account following the start-up wizard.

2

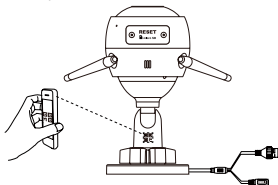
Add a camera to Howl.

- Log into the Howl app.

- On the home screen, tap "+" on the upper-right corner to go to the scan QR code page.



-Scan the QR code on the body of the camera.

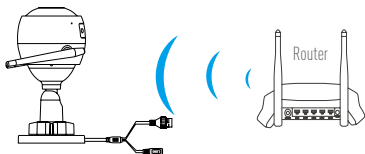


EN

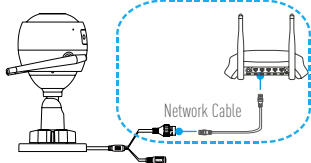
3 Choose network connection.

-Choose Wi-Fi (2.4GHz Wi-Fi Only) or wired connection.

(Recommended) For Wi-Fi connection, enter Wi-Fi name and password to configure Wi-Fi for the camera.



For wired connection, connect the camera to the router with a network cable.



-Enter the correct time zone and date format.



Hold the RESET button for 10 seconds when camera is running if either adding cameras or Wi-Fi connection fails.

Step 3

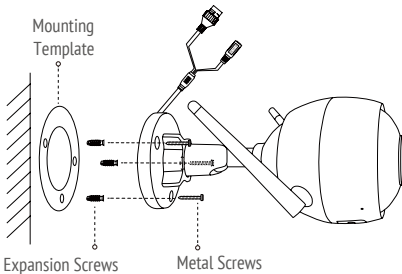
Camera Installation

You can install the camera on the wall or ceiling.

- i** Make sure the wall is strong enough to withstand three times the weight of the camera.

1 Installing the Camera

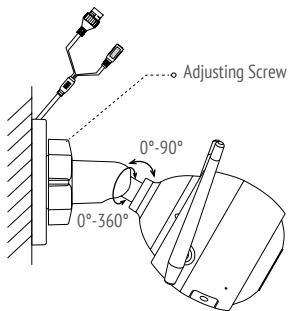
- Place drill template onto the surface you have chosen to mount the camera.
- **(For the cement wall/ceiling only)** Drill screw holes according to the template, and insert three expansion screws.
- Use three metal screws to fix the camera base according to the template.



2 Adjusting the Surveillance Angle

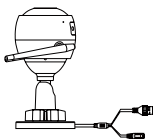
- Loosen the adjusting screw.
- Adjust the surveillance angle as desired.
- Tighten the adjusting screw.

- i** Make sure the microSD card slot is facing downward.



Appendix

Box Content



Internet Camera x1



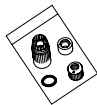
Power Adapter x1



Mounting Template x1



Screw Kit x1

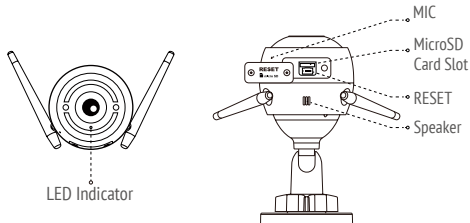


Waterproof Kit x1



Quick Start Guide x1

Basics



Name	Description
MIC	For audio in.
Speaker	For audio out.
LED Indicator	<ul style="list-style-type: none">• Steady Red: Camera is starting up.• Slowly Flashing Red: Wi-Fi connection has failed.• Fastly Flashing Red: Device exception (e.g. MicroSD card error).• Fastly Flashing Blue: Camera is ready for the Wi-Fi connection• Steady Blue: Video is being viewed or played back in EZVIZ App.• Slowly Flashing Blue: Camera is running properly.
MicroSD Card Slot	MicroSD card not included in the Box Contents. Recommended compatibility: Class 10, Max.128GB. After inserting the microSD card, initialize it in the Howl app, and then video files can be stored in the SD card.
RESET	Hold the RESET button for 10 seconds when the camera is running. The camera restarts, and resets all parameters to default.
Power Input	1A $\overline{\text{---}}$ 12V

Troubleshooting

Q: "The device is offline." or "The device is not registered." prompts when adding the camera by Howl app.

- A:**
1. Make sure the network that the camera is connected to is normal and the DHCP router is enabled
 2. Hold down the RESET button for 10 seconds to reset the parameters if you manually changed the network parameters.

Q: How to use the microSD card for local storage?

- A:**
1. Make sure there is a microSD card inserted and the camera is added to your Howl account. Log into the Howl app and enter the "Device Details" interface, if the "Initialize Storage Card" button appears, you need to initialize the microSD card first.
 2. The microSD card recording for the motion detection is enabled by default.

Q: The mobile phone cannot receive alarm prompts when the camera is online.

- A:**
1. Make sure the Howl app is running on your mobile phone and the Motion Detection Notification is enabled.
 2. For Android system, make sure the app is running in background; and for iOS, enable the message push function in "Settings > Notification".
 3. If still no alarm prompts, hold down the RESET button for 10 seconds restore the camera settings.

Q: Live view or playback failed.

- A:** Make sure your network is well connected. Viewing live video needs a good bandwidth. You can refresh the video or change a network and try again.

Q: How to connect to another Wi-Fi?

- A:** Hold the RESET button on the camera for 10 seconds to reset and restart the camera, and reconnect the Wi-Fi about 1 minute later.

LIMITED WARRANTY

Thank you for purchasing Howl products. This limited warranty gives you, the original purchaser of the Howl product, specific legal rights. You may also have other legal rights that vary by state, province or jurisdiction. The disclaimers, exclusions, and limitations of liability under this limited warranty will not apply to the extent prohibited by applicable law. No distributor, reseller, agent, or employee is authorized to make any modification, extension, or addition to this limited warranty.

Your Howl product is warranted for a period of one (1) year from the date of purchase against defects in materials and workmanship, or such longer period as may be required by law in the country or state where this product is sold, when used normally in accordance with user manual.

You can request warranty service by emailing us at support@howl.com.

For any defective Howl products under warranty, HOWL ALERT INC. ("the Company") will, at its option, (i) repair or replace your product free of charge; (ii) exchange your product with a functional equivalent product; (iii) or refund the original purchase price, provided you provide the original purchase receipt or copy, brief explanation of the defect, and return the product in its original packaging. At the sole discretion of the Company, repair or replacement may be made with a new or refurbished product or components. This warranty does not cover the postal cost, insurance and any other incidental charges incurred by you in returning the product.

Except where prohibited by applicable law, this is your sole and exclusive remedy for breach of this limited warranty. Any product that has either been repaired or replaced under this limited warranty will be covered by the terms of this limited warranty for the longer of ninety (90) days from the date of delivery or the remaining original warranty period.

This warranty does not apply and is void:

- If the warranty claim is made outside the warranty period or if the proof of purchase is not provided.
- For any malfunction, defect, or failure caused by or resulting from the evidence of impact, mishandling, tampering, use contrary to the applicable instruction manual, incorrect power line voltage, accident, loss, theft, fire, flood or other Acts of God, shipping damage or damage resulting from repairs performed by unauthorized personnel.
- For any consumable parts, such as batteries, where the malfunction is due to the normal aging of the product.
- Cosmetic damage, including but not limited to scratches, dents, and broken plastic on ports.
- Any software, even if packaged or sold with Howl hardware.
- For any other damages free from defects in material or workmanship.
- Routine cleaning, normal cosmetic and mechanical wear and tear.

Please do not hesitate to contact your seller, or email us at support@howl.com, with any questions. COPYRIGHT ©2018 HOWL ALERT INC. ALL RIGHTS RESERVED.

GARANTÍA LIMITADA

Gracias por adquirir productos Howl. Esta garantía limitada le concede a usted, el comprador original del producto Howl, derechos legales específicos. Es posible que tenga otros derechos legales en función de su estado, provincia o jurisdicción. Los avisos de exención de responsabilidad, las exclusiones y las limitaciones de responsabilidad de esta garantía limitada no se aplicarán hasta el máximo prohibido por la legislación aplicable. Ningún distribuidor, revendedor, representante o empleado tiene autorización para introducir alteraciones, ampliaciones o incorporaciones en virtud de esta garantía limitada.

Su producto de Howl está cubierto por la garantía por un período de un (1) año desde la fecha de compra frente a defectos de materiales y mano de obra, o en el plazo más largo que requiera la ley en el país o estado donde se venda este producto, cuando se usa normalmente de acuerdo con el manual de usuario.

Puede solicitar el servicio de garantía por correo electrónico en support@howl.com.

Para cualquier producto de Howl defectuoso en garantía, Howl Alert Inc. ("la Empresa"), a su discreción, (I) reparará o sustituirá el producto de forma gratuita; (II) cambiará su producto por un producto equivalente funcional; (III) o reembolsará el precio de compra original, siempre y cuando proporcione el recibo de compra original o una copia, una breve descripción del defecto y devuelva el producto en su embalaje original. A la entera discreción de la Empresa, la reparación o la sustitución pueden realizarse por un producto o componentes nuevos o reacondicionados. Esta garantía no cubre el coste postal de transporte, el seguro ni ningún otro coste incidental en el que incurra durante la devolución del producto. Excepto si lo prohíbe la legislación vigente, esta es la solución única y exclusiva en caso de incumplimiento de esta garantía limitada. Cualquier producto que se haya reparado o sustituido en virtud de esta garantía limitada estará cubierto por los términos de la misma durante el período máximo de noventa (90) días a partir de la fecha de entrega o el período de garantía original restante.

Esta garantía no se aplica y se considerará nula:

- Si la reclamación de garantía se realiza fuera del período de garantía o si no se proporciona la prueba de compra.
- En caso de funcionamiento incorrecto, defecto o avería causados por o como resultado de las pruebas de impacto, impericia, manipulación, uso contrario al manual de instrucciones aplicable, voltaje incorrecto de la línea eléctrica, accidente, pérdida, robo, incendio, inundación u otros actos de fuerza mayor, daños en el envío o daños ocasionados por reparaciones realizadas por personal no autorizado.
- En el caso de las piezas consumibles, como las baterías, si el funcionamiento incorrecto se debe al desgaste normal del producto.
- Daños cosméticos, incluidos, pero sin limitarse a, arañazos, abolladuras y plástico roto en puertos.
- Cualquier software, incluso si se ha incluido y vendido con el hardware de Howl.
- En caso de otros daños libres de defectos en el material o la mano de obra.
- La limpieza rutinaria, cambios cosméticos y el desgaste mecánico natural.

Si tiene alguna pregunta, no dude en ponerse en contacto con su representante comercial, o bien envíenos un mensaje a support@ezvizlife.com con la pregunta que desee.

COPYRIGHT ©2018 HOWL ALERT INC. RESERVADOS TODOS LOS DERECHOS.

howl 

UD07538B