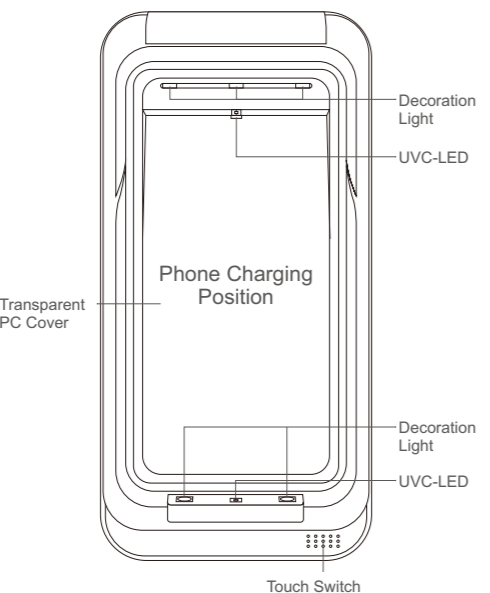


Ansbabe®

**Wireless Charger&UV Sanitizer**

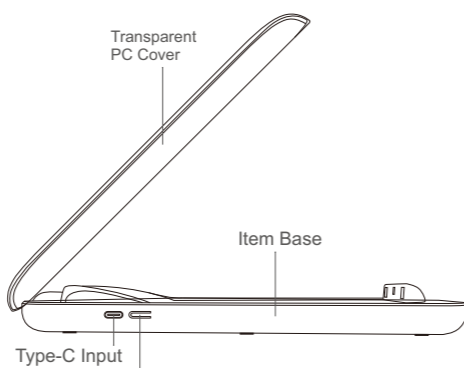
Quick Guidance

Know About Wireless Charger&UV Sanitizer



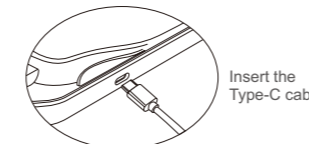

P.S.:UVC-LED produce 275nm UV rays

1



2

Operating Instructions

- Place the mobile phone disinfection box on the table, insert the Type-C cable, and connect the power socket.
 
- Touch switch, The device cover automatically open, put the phone and then touch the switch again, the cover automatically close, and at the same time start sterilization and wireless
 

3

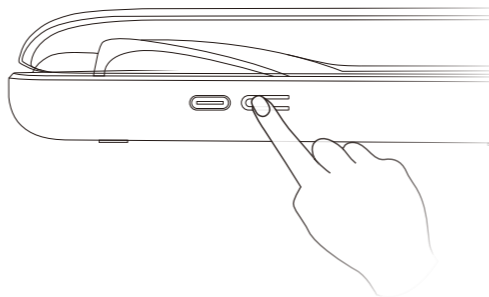
Operating Instructions

Indicator color	Description
Green breathing light	charging
Purple breathing light	Disinfecting
Red breathing light	No network
Blue breathing light	Not charging or the network is normal
Keep Yellow Light Bright	Power failure or abnormal transparent cover
Warm White /Pink/Purple Light keep Bright	Decoration Light

4

Reset Device

Press and hold the decoration light switch for 5 seconds, and the red, green and yellow flashes by turn,to complete the reset.



5

Note: This equipment has been tested and found to comply with the limits for a Class B digital device, pursuant to part 15 of the FCC Rules. These limits are designed to provide reasonable protection against harmful interference in a residential installation. This equipment generates, uses and can radiate radio frequency energy and, if not installed and used in accordance with the instructions, may cause harmful interference to radio communications. However, there is no guarantee that interference will not occur in a particular installation. If this equipment does cause harmful interference to radio or television reception, which can be determined by turning the equipment off and on, the user is encouraged to try to correct the interference by one or more of the following measures:

- Reorient or relocate the receiving antenna.
- Increase the separation between the equipment and receiver.
- Connect the equipment into an outlet on a circuit different from that to which the receiver is connected.
- Consult the dealer or an experienced radio/TV technician for help.

To maintain compliance with the FCC's RF exposure guidelines, place the product at least 20cm from nearby persons.

Changes or modifications not expressly approved by the party responsible for compliance could void the user's authority to operate the equipment.

ShenZhen Ansbabe Technology CO.,LTD.  
 Email: service@ansbabe.com  
 Website: www.ansbabe.com  
 Business Line: +86-0755-27399002  
 Ansbabe provides after-sales support  
 Works with HUAWAI HiLink  
 Means this product supports the HUAWAI HiLink protocol.

Basic Parameters

Product Name: Wireless Charger&UV Sanitizer  
 Product model: ANS-ZY-C-001  
 Product size: 221x110x31mm  
 Material: PC / ABS flame retardant material  
 UV wavelength: 275nm  
 UV power: ≤ 20mW  
 Input power:5V≐2A/9V≐2A/12V≐2A  
 Output power: ≤ 15W  
 Wi-Fi standard: 802.11b/g/n  
 Wi-Fi 2.4GHz: ≤20dBm  
 Qi :114.534kHz to 145.466kHz≤42dBuA/m at 10m for H-field strength

UVC kills common bacteria

Types	Microorganism	Kill Rate
Bacteria	E.coli	>99.99%
	Staphylococcus aureus	>99.99%
Virus	Adenovirus	>99.99%
	Phagic cytovirus	>99.99%
Mold Spore	Aspergillus niger	>99.99%
	Aspergillus	>99.99%

6

Precautions

- This product is only suitable for mobile phone disinfection and charging. Do not use it for other purposes.
- It is forbidden to forcibly open or close the disinfection box cover.
- It is forbidden to disassemble the product host.
- Keep the device in a well ventilated area and avoid direct heat or direct sunlight.
- Please ensure that the disinfection box cover is closed during the disinfection process.
- Children are prohibited from using this product alone, and should use this product under the supervision of a guardian.
- Be careful and do not use hard objects to collide with the UVC-LED.
- Be careful with water during maintenance, keep the equipment in a power-off state, and wipe with a soft cloth when cleaning.
- This device complies with part 15 of the FCC Rules. Operation is subject to the following two conditions: (1) This device may not cause harmful interference, and (2) this device must accept any interference received, including interference that may cause undesired operation.

There are no restriction of use

7


Hazardous substance name and content of Product

PARTS	Hazardous Substance					
	Pb	Hg	Cd	Cr(VI)	PBB	PBDE
PCBA	x	o	o	o	o	o
Metal parts	x	o	o	o	o	o
Plastics and polymer components	o	o	o	o	o	o
Cable and cable assembly	x	o	o	o	o	o
Packaging materials and components	o	o	o	o	o	o

The preparation of this form in accordance with SJ/T11364 standard.

x: indicate that the hazardous substance in all homogeneous material of the component is below the limit specified by GB/T26572,And there is no better alternative in the industry.

o: indicate that the hazardous substance exceeds at least one of themass material in the component beyond the limit specified by GB/T26572.



Ensure that the power adapter used meets the requirements of Clause 2.5 in IEC60950-1/EN60950-1 and has been tested and approved according to national or local standards.

8

Warranty Card (optional)

Warranty policy of Wireless Charger&UV Sanitizer

- During the normal use of the product, if the product has a performance failure caused by non-human damage, the warranty period of the product is 12 months from the date of buying, and the free maintenance service is provided during the warranty period.
- Without warranty card and valid invoice, Except can prove that the product is under the warranty period;
- The warranty card does not match the product model identification, or the warranty card is altered;
- Equipment damage caused by not according the user manual in use and maintain;
- Unauthorized disassembly, repair of products, or damage to products;
- Damage caused by force majeure.

9

Buyer Counterfoil

Buyer information (please fill in the real information, Ansbabe promises users' information is only for after sales service)

Name \_\_\_\_\_ Telephone \_\_\_\_\_

Email \_\_\_\_\_ Post Code \_\_\_\_\_

Address \_\_\_\_\_

product information

Product Name \_\_\_\_\_

Model NO. \_\_\_\_\_

Color \_\_\_\_\_

Packaging SN number \_\_\_\_\_

Service Type Return Exchange Maintain

Fault description \_\_\_\_\_

Date of acceptance \_\_\_\_\_

Maintenance staff Signature \_\_\_\_\_

10

Factory Counterfoil

Buyer information (please fill in the real information, Ansbabe promises users' information is only for after sales service)

Name \_\_\_\_\_ Telephone \_\_\_\_\_

Email \_\_\_\_\_ Post Code \_\_\_\_\_

Address \_\_\_\_\_

product information

Product Name \_\_\_\_\_

Model NO. \_\_\_\_\_

Color \_\_\_\_\_

Packaging SN number \_\_\_\_\_

Service Type Return Exchange Maintain

Fault description \_\_\_\_\_

Date of acceptance \_\_\_\_\_

Maintenance staff Signature \_\_\_\_\_

11