

## FCC 47 CFR PART 27 SUBPART C, H

### Test Report

For

**SyncUP Kids Watch**

**Model No.: TMUS-SKW-1, TMUS-SKW-M**

**Trade Name: T-Mobile**

Issued to

**T-mobile Usa, Inc.**

**12920 Se 38th Street, Bellevue, Washington, United States, 98006.**

Issued by

**Compliance Certification Services Inc.**

**Wugu Laboratory**

**No.11, Wugong 6th Rd., Wugu Dist.,  
New Taipei City, Taiwan. (R.O.C.)**

**Issued Date: July 26, 2022**

Unless otherwise stated the results shown in this test report refer only to the sample(s) tested and such sample(s) are retained for 90 days only.  
除非另有說明，此報告結果僅對測試之樣品負責，同時此樣品僅保留90天。本報告未經本公司書面許可，不可部份複製。

This document is issued by the Company subject to its General Conditions of Service printed overleaf, available on request or accessible at <http://www.sgs.com.tw/Terms-and-Conditions> and, for electronic format documents, subject to Terms and Conditions for Electronic Documents at <http://www.sgs.com.tw/Terms-and-Conditions>. Attention is drawn to the limitation of liability, indemnification and jurisdiction issues defined therein. Any holder of this document is advised that information contained hereon reflects the Company's findings at the time of its intervention only and within the limits of client's instruction, if any. The Company's sole responsibility is to its Client and this document does not exonerate parties to a transaction from exercising all their rights and obligations under the transaction documents. This document cannot be reproduced, except in full, without prior written approval of the Company. Any unauthorized alteration, forgery or falsification of the content or appearance of this document is unlawful and offenders may be prosecuted to the fullest extent of the law.

### Revision History

Rev.	Issue Date	Revisions	Effect Page	Revised By
00	July 26, 2022	Initial Issue	ALL	Allison Chen

## TABLE OF CONTENTS

<b>1.</b>	<b>TEST RESULT CERTIFICATION</b> .....	<b>4</b>
<b>2.</b>	<b>EUT DESCRIPTION</b> .....	<b>5</b>
<b>3.</b>	<b>TEST METHODOLOGY</b> .....	<b>6</b>
3.1	DESCRIPTION OF TEST TYPE .....	6
3.2	THE WORST MODE OF MEASUREMENT .....	7
<b>4.</b>	<b>TEST SUMMARY</b> .....	<b>8</b>
<b>5.</b>	<b>INSTRUMENT CALIBRATION</b> .....	<b>9</b>
5.1	MEASURING INSTRUMENT CALIBRATION .....	9
5.2	MEASUREMENT EQUIPMENT USED .....	9
5.3	MEASUREMENT UNCERTAINTY .....	10
<b>6.</b>	<b>FACILITIES AND ACCREDITATIONS</b> .....	<b>11</b>
6.1	FACILITIES .....	11
<b>7.</b>	<b>SETUP OF EQUIPMENT UNDER TEST</b> .....	<b>12</b>
7.1	SETUP CONFIGURATION OF EUT .....	12
7.2	SUPPORT EQUIPMENT .....	12
<b>8.</b>	<b>TEST PROCEDURE AND RESULT</b> .....	<b>13</b>
8.1	RADIATED EMISSION MEASUREMENT .....	13
8.2	TEST DATA RE-USE SUMMARY .....	18
	<b>APPENDIX A PHOTOGRAPHS OF TEST SETUP</b> .....	<b>A-1</b>

## 1. TEST RESULT CERTIFICATION

**Applicant:** T-mobile Usa, Inc.  
12920 Se 38th Street, Bellevue, Washington, United States, 98006.

**Manufacturer:** T-mobile Usa, Inc.  
12920 Se 38th Street, Bellevue, Washington, United States, 98006.

**Equipment Under Test:** SyncUP Kids Watch

**Trade Name:** T-Mobile

**Model No.:** TMUS-SKW-1, TMUS-SKW-M

**Date of Test:** May 27, 2022

APPLICABLE STANDARDS	
Standard	TEST RESULT
FCC Part 27, Subpart C, H, FCC Part 2	Compliance
Statements of Conformity	
Determination of compliance is based on the results of the compliance measurement, not taking into account measurement instrumentation uncertainty.	

### We hereby certify that:

The above equipment has been tested by Compliance Certification Services Inc., and found compliance with the requirements set forth in the technical standards mentioned above. The results of testing in this report apply only to the product/system, which was tested. Other similar equipment will not necessarily produce the same results due to production tolerance and measurement uncertainties.

Approved by:




---

Shawn Wu  
Supervisor

## 2. EUT DESCRIPTION

Product	SyncUP Kids Watch	
Model No.	TMUS-SKW-1, TMUS-SKW-M	
Model Discrepancy	<p>1. Preload profiles in SIM IC are different, but the SIM IC is the same. TMUS-SKW-1 is T-Mobile SKU, TMUS-SKW-M is MPCS SKU.</p> <p>2. There are two memory implements, but the function is the same:</p> <p>(1) Main source memory: Kingston Solutions, Inc. / 08EPOP08-NL3DT227-A01</p> <p>(2) Second source memory: Kingston Solutions, Inc. / 08EP08-N3GT227-GA08</p>	
Trade	T-Mobile	
Received Date	May 10, 2022	
Date of Test	May 27, 2022	
Power Supply	Power from Battery. EVE / P0963 Rated Capacity: 3.85V, 495mAh, 1.91Wh	
Modulation Technology	LTE Band 12	QPSK, 16QAM
Frequency Range	LTE Band 12 Channel Bandwidth: 1.4MHz	669.7MHz ~ 715.3MHz
	LTE Band 12 Channel Bandwidth: 3MHz	700.5MHz ~ 714.5MHz
	LTE Band 12 Channel Bandwidth: 5MHz	701.5MHz ~ 713.5MHz
	LTE Band 12 Channel Bandwidth: 10MHz	704MHz ~ 711MHz
Antenna Specification	Antenna type: PIFA Antenna Band 12: -10.52 dBi	

**Remark:**

1. For more details, please refer to the User's manual of the EUT.
2. Disclaimer: Antenna information is provided by the applicant, test results of this report are applicable to the sample EUT received.
3. Disclaimer: The variant model numbers / trademarks are assessed as identical in hardware and software to each other, hence all variants are fully covered by the test results in this test report without further verification test.

### 3. TEST METHODOLOGY

#### 3.1 DESCRIPTION OF TEST TYPE

The EUT (model: TMUS-SKW-1) had been tested under operating condition.

Software used to control the EUT for staying in continuous transmitting mode was programmed.

#### LTE Band 12: 699 MHz ~ 716 MHz

Three channels had been tested for each channel bandwidth.

Channel Bandwidth	1.4MHz		3MHz		5MHz		10MHz	
	Channel	Frequency (MHz)	Channel	Frequency (MHz)	Channel	Frequency (MHz)	Channel	Frequency (MHz)
Low CH	23017	699.7	23025	700.5	23035	701.5	23060	704
Middle CH	23095	707.5	23095	707.5	23095	707.5	23095	707.5
High CH	23173	715.3	23165	714.5	23155	713.5	23130	711

### 3.2 THE WORST MODE OF MEASUREMENT

#### 3.2.1 The worst mode of measurement

Radiated Emission Measurement Below 1G	
Test Condition	Radiated Emission Below 1G
Power supply Mode	Mode 1: EUT power by Battery Mode 2: EUT power by Cradle
Worst Mode	<input type="checkbox"/> Mode 1 <input checked="" type="checkbox"/> Mode 2 <input type="checkbox"/> Mode 3 <input type="checkbox"/> Mode 4

Remark:

1. The worst mode was record in this test report.
2. EUT pre-scanned in three axis ,X,Y, Z and two polarity, for radiated measurement. The worst case(Y-Plane) were recorded in this report.

#### 4. TEST SUMMARY

FCC Standard Section	Report Section	Test Item	Result
-	2	Antenna Requirement	Pass
27.53(g)	8.1	Spurious Radiation Measurement	Pass



## 5. INSTRUMENT CALIBRATION

### 5.1 MEASURING INSTRUMENT CALIBRATION

The measuring equipment, which was utilized in performing the tests documented herein, has been calibrated in accordance with the manufacturer's recommendations for utilizing calibration equipment, which is traceable to recognized national standards.

### 5.2 MEASUREMENT EQUIPMENT USED

#### Equipment Used for Emissions Measurement

3M 966 Chamber Test Site					
Equipment	Manufacturer	Model	S/N	Cal Date	Cal Due
Bilog Antenna	Sunol Sciences	JB3	A030105	07/19/2021	07/18/2022
Bilog Antenna	Sunol Sciences	JB1	A052609	02/15/2022	02/14/2023
Coaxial Cable	HUBER SUHNER	SUCOFLEX 104PEA	20995	02/23/2022	02/22/2023
Coaxial Cable	EMCI	EMC105	190914+1111	09/17/2021	09/16/2022
Coaxial Cable	Woken	J-1099	201709090004	12/23/2021	12/22/2022
Digital Thermo-Hygro Meter	WISEWIND	1206	D07	12/28/2021	12/27/2022
double Ridged Guide Horn Antenna	ETC	MCTD 1209	DRH13M02003	1/25/2022	1/24/2023
Horn Antenna	ETS LINDGREN	3116	00026370	11/30/2021	11/29/2022
Horn Antenna	ETS LINDGREN	3117	00055165	07/29/2021	07/28/2022
K Type Cable	Huber+Suhner	SUCOFLEX 102	29406/2	12/05/2021	12/04/2022
Pre-Amplifier	EMEC	EM330	060609	02/23/2022	02/22/2023
Pre-Amplifier	HP	8449B	3008A00965	12/24/2021	12/23/2022
PSA Series Spectrum Analyzer	Agilent	E4446A	MY46180323	12/06/2021	12/05/2022
S.G.	Agilent	E8257C	US42340383	07/13/2021	07/12/2022
Antenna Tower	CCS	CC-A-1F	N/A	N.C.R	N.C.R
Controller	CCS	CC-C-1F	N/A	N.C.R	N.C.R
Turn Table	CCS	CC-T-1F	N/A	N.C.R	N.C.R
<b>Software</b>	e3 210616				

**Remark:**

1. Each piece of equipment is scheduled for calibration once a year.
2. N.C.R. = No Calibration Required.

### 5.3 MEASUREMENT UNCERTAINTY

PARAMETER	UNCERTAINTY
AC Powerline Conducted Emission	± 2.1183
RF Output Power	± 2.6287
Channel Bandwidth	± 2.6477
Peak to average ratio	± 2.6281
Conducted Bandedge	± 2.6287
Conducted Unwanted Emissions	± 2.6292
Frequency Stability	± 2.7250
Radiated Emission_9kHz-30MHz	± 4.195
Radiated Emission_30MHz-200MHz	± 4.274
Radiated Emission_200MHz-1GHz	± 4.617
Radiated Emission_1GHz-6GHz	± 5.523
Radiated Emission_6GHz-18GHz	± 5.234
Radiated Emission_18GHz-26GHz	± 4.088
Radiated Emission_26GHz-40GHz	± 4.018

**Remark:**

- 1.This uncertainty represents an expanded uncertainty expressed at approximately the 95% confidence level using a coverage factor of k=2
2. ISO/IEC 17025 requires that an estimate of the measurement uncertainties associated with the emissions test results be included in the report.

## 6. FACILITIES AND ACCREDITATIONS

### 6.1 FACILITIES

All measurement facilities used to collect the measurement data are located at

No.11, Wugong 6th Rd., Wugu Dist., New Taipei City, Taiwan. (R.O.C.)

Tel: 886-2-2299-9720 / Fax: 886-2-2299-9721

## 7. SETUP OF EQUIPMENT UNDER TEST

### 7.1 SETUP CONFIGURATION OF EUT

See test photographs attached in Appendix I for the actual connections between EUT and support equipment.

### 7.2 SUPPORT EQUIPMENT

Support Equipment					
No.	Equipment	Brand	Model	Series No.	FCC ID
1	Adapter	PHIHONG TECHNOLOGY	AN05A-050E	N/A	N/A

**Remark:**

1. All the equipment/cables were placed in the worst-case configuration to maximize the emission during the test.
2. Grounding was established in accordance with the manufacturer's requirements and conditions for the intended use.

## 8. TEST PROCEDURE AND RESULT

### 8.1 RADIATED EMISSION MEASUREMENT

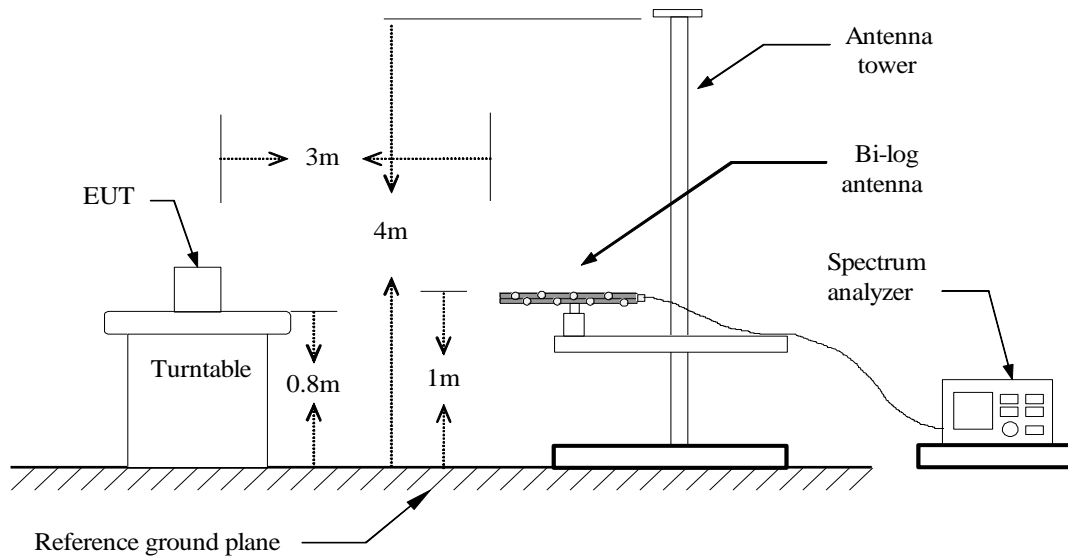
#### LIMITS

##### FCC §27.53(g), Band 12

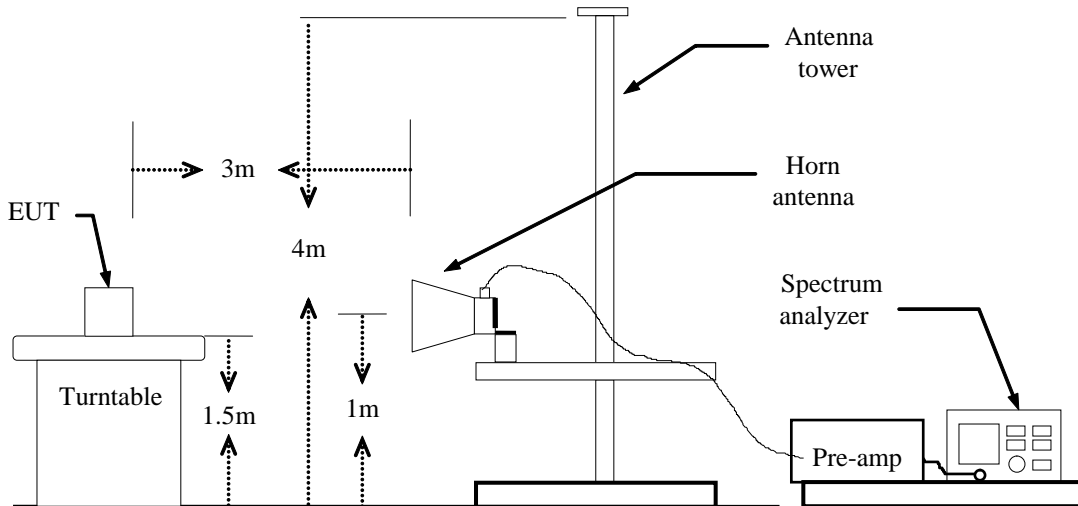
(g) For operations in the 600 MHz band and the 698-746 MHz band, the power of any emission outside a licensee's frequency band(s) of operation shall be attenuated below the transmitter power (P) within the licensed band(s) of operation, measured in watts, by at least  $43 + 10 \log (P)$  dB. Compliance with this provision is based on the use of measurement instrumentation employing a resolution bandwidth of 100 kilohertz or greater. However, in the 100 kilohertz bands immediately outside and adjacent to a licensee's frequency block, a resolution bandwidth of at least 30 kHz may be employed.

#### Test Configuration

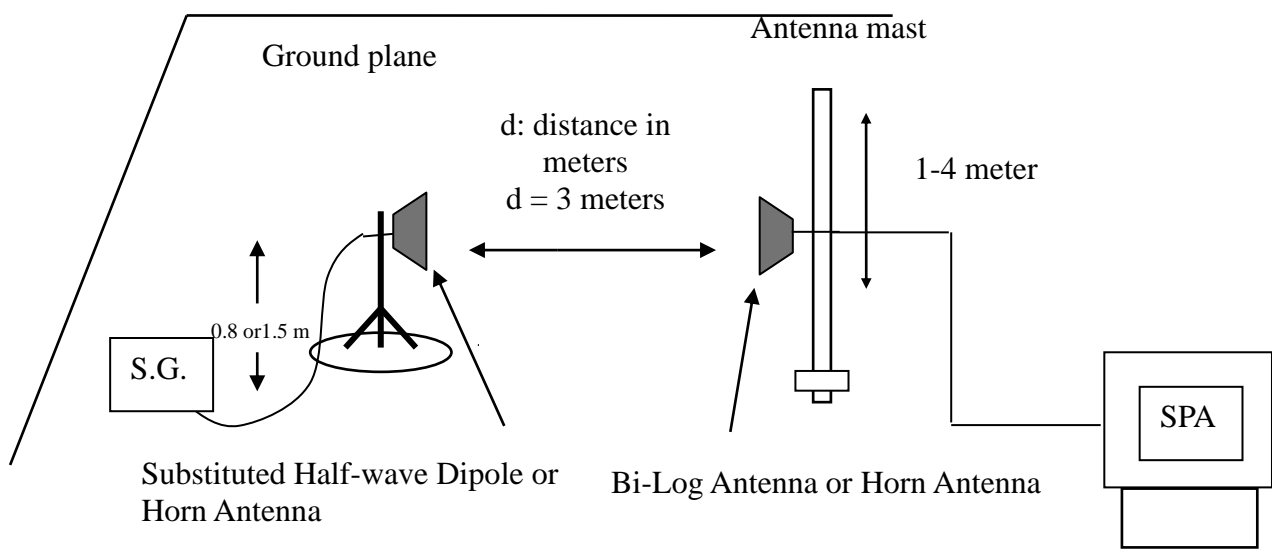
##### Below 1 GHz



## Above 1 GHz



## Substituted Method Test Set-up



## TEST PROCEDURES

1. According to KDB 971168 D01 and TIA-603-E.
2. The EUT was placed on a turntable
  - (1) Below 1G : 0.8m
  - (2) Above 1G : 1.5m
  - (3) EUT set 3m from the receiving antenna
  - (4) The table was rotated 360 degrees of the highest spurious emission to determine the position.
3. Set the spectrum analyzer , RBW=1MHz, VBW=3MHz.
4. A horn antenna was driven by a signal generator.
5. Tune the output power of signal generator to the same emission level with EUT maximum spurious emission.

## Test Results

LTE Band 12 / BW: 10MHz / QPSK / RB =1, RB Offset = 0

Operation Mode: TX CH Mid

Polarity: Vertical

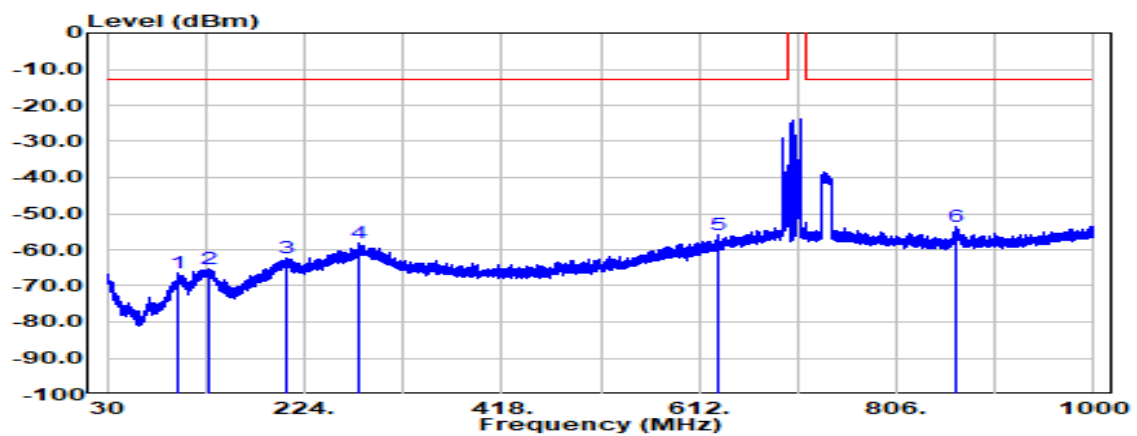
Temperature: 21.4°C

Test Date: May 27, 2022

Humidity: 64% RH

Tested by: Tony Chao

EUT: Second source memory



Freq. (MHz)	ERP/EIRP (dBm)	SG Output Level (dBm)	Antenna Gain (dBd/dBi)	Cable Loss (dB)	Limit (dBm)	Margin (dB)
100.228	-66.42	-57.79	-8.15	0.48	-13.00	-53.42
130.492	-65.23	-55.22	-9.47	0.55	-13.00	-52.23
206.152	-62.11	-59.07	-2.35	0.69	-13.00	-49.11
278.126	-58.12	-55.05	-2.24	0.83	-13.00	-45.12
631.400	-56.00	-53.38	-1.35	1.27	-13.00	-43.00
864.782	-53.63	-53.83	1.69	1.48	-13.00	-40.63



**Operation Mode:** TX CH Mid

**Polarity:** Horizontal

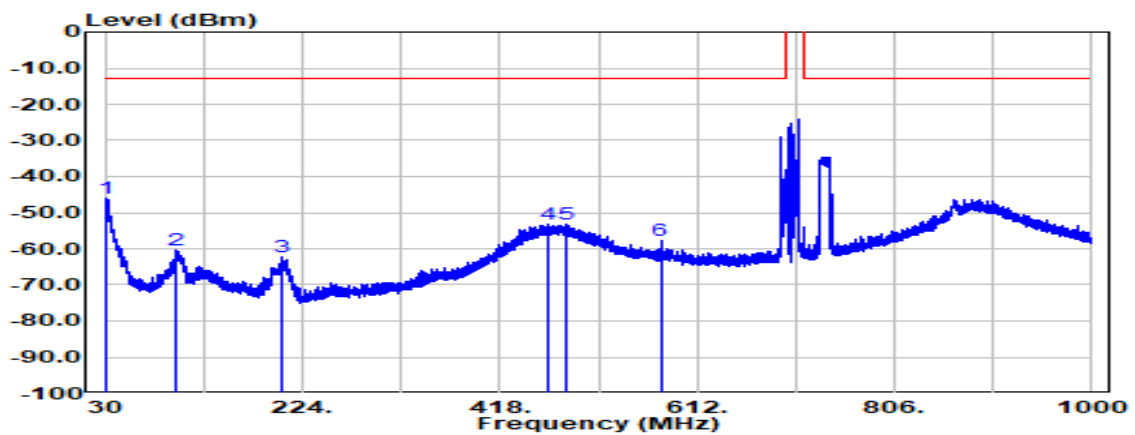
**Temperature:** 21.4°C

**Test Date:** May 27, 2022

**Humidity:** 64% RH

**Tested by:** Tony Chao

**EUT:** Second source memory



Freq. (MHz)	ERP/EIRP (dBm)	SG Output Level (dBm)	Antenna Gain (dBd/dBi)	Cable Loss (dB)	Limit (dBm)	Margin (dB)
30.097	-46.02	-16.22	-29.53	0.27	-13.00	-33.02
100.325	-60.50	-51.86	-8.16	0.48	-13.00	-47.50
204.891	-62.20	-58.97	-2.54	0.69	-13.00	-49.20
466.015	-53.13	-50.37	-1.68	1.08	-13.00	-40.13
483.475	-53.12	-50.21	-1.81	1.10	-13.00	-40.12
576.013	-57.60	-55.28	-1.12	1.20	-13.00	-44.60

## 8.2 TEST DATA RE-USE SUMMARY

### Introduction Section:

The application re-uses data collected on a similar device. The subject device of this application (Model: TMUS-SKW-1, TMUS-SKW-M, FCC ID: 2ASXC-TMO-SKW-05) is electrically identical to the reference device (Model: TMUS-SKW-1, TMUS-SKW-M, FCC ID: 2ASXC-TMO-SWK-01) for the portions of the circuitry corresponding to the data being re-used, as treated by KDB Publication 484596 D01.

### Differences Brief Description:

The WLAN, Bluetooth and WWAN hardware of this device are identical to the implementation in

FCC ID: 2ASXC-TMO-SKW-05

The Product Equality Declaration document includes detailed information about the changes between the devices. The data from that application has been verified through appropriate spot checks to demonstrate compliance for this device as shown in the summary table below.

### Spot Check Verification Result Summary

Equipment Class	Reference FCC ID	Folder Test	Report Title/Section
Part 27C,H	2ASXC-TMO-SKW-01	T200825W02-RP5	All Section (Except for Spurious Radiation Measurement below 1GHz)

### Summary of the spot check for Unlicensed bands and Licensed bands

In order to confirm hardware similarity of the subject device with the reference device, we used same setting power to radiated emission measurement were performed on the subject device for the Band edge and Harmonic, the test result were similar with FCC ID: 2ASXC-TMO-SKW-01.

### WWAN: LTE Band 12

Report	Mode / Band	Test Item	CH	Original FCC IC: 2ASXC-TMO-SKW-01)				Update FCC ID: 2ASXC-TMO-SKW-05)				Gap (dB)	
				Measured Frequency (MHz)	Peak	Average	Ant. Pol.	Measured Frequency (MHz)	Peak	Average	Ant. Pol.	Peak	Average
LTE Band 12	10 QPSK 1	Emission 1G~5G	Middle	1415	-51.81	N/A	H	1415	-60.02	N/A	H	-8.21	N/A

- End of Test Report -