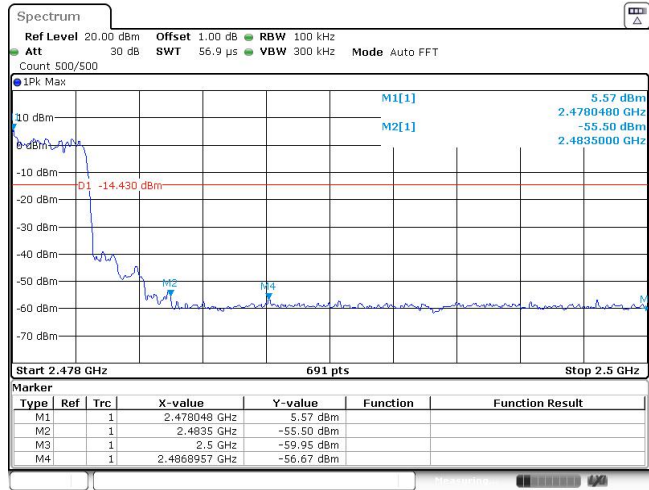
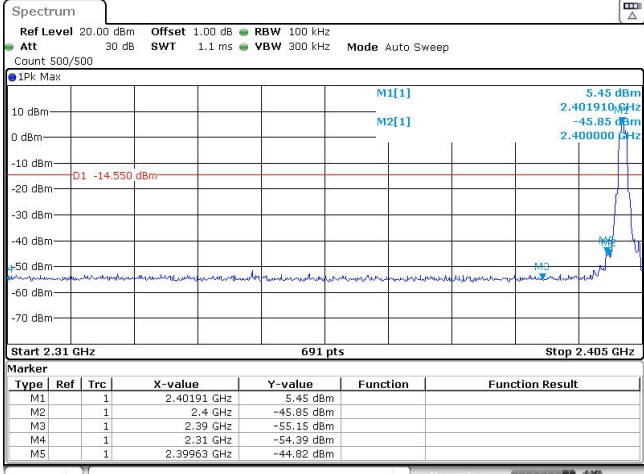
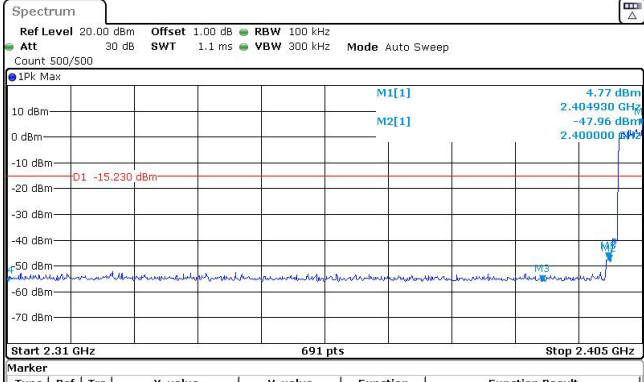
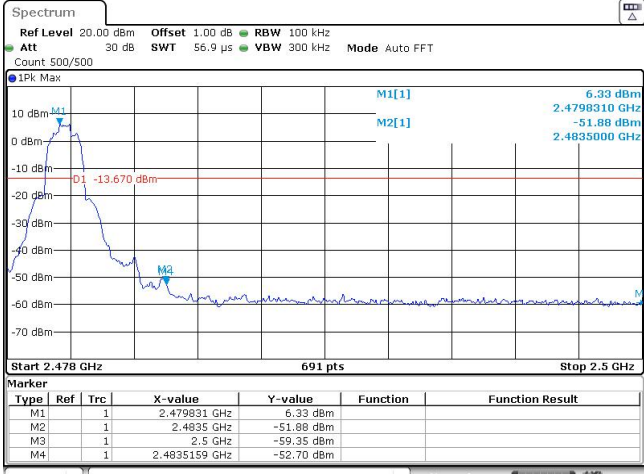
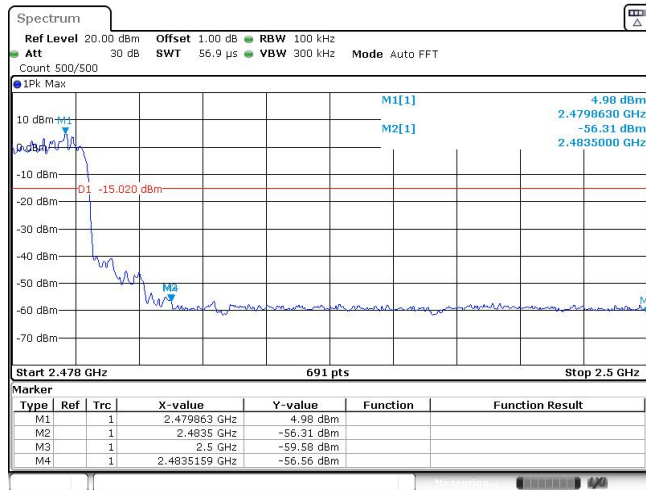


CH78
Hopping mode

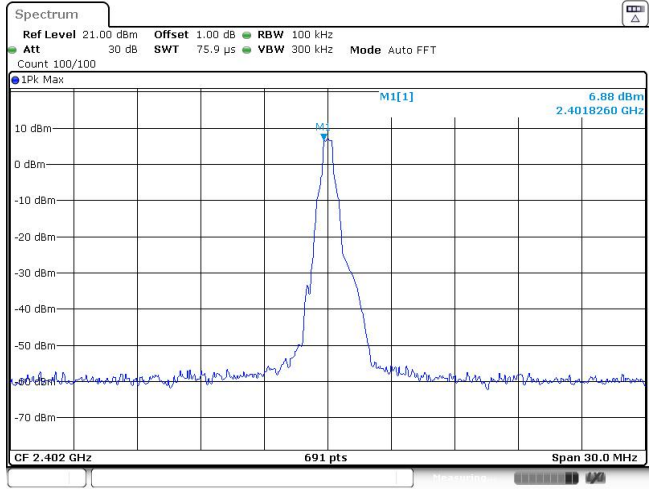
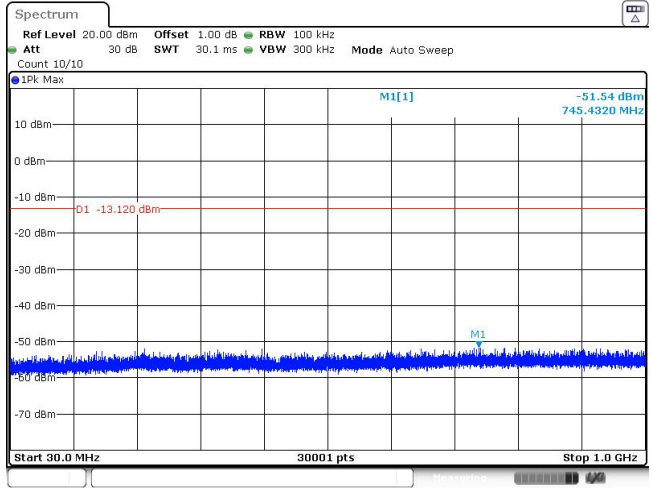
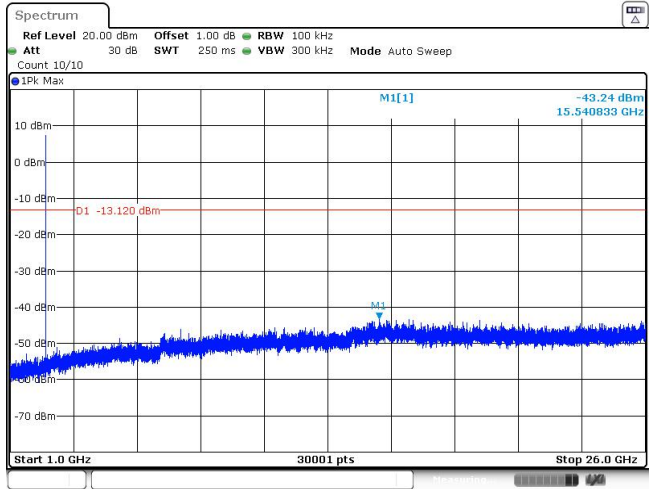


Test Item:	Band edge	Modulation type:	8DPSK																																										
<p>CH00 No hopping mode</p>	 <p>Ref Level 20.00 dBm Offset 1.00 dB RBW 100 kHz Att 30 dB SWT 1.1 ms VBW 300 kHz Mode Auto Sweep Count 500/500</p> <p>1PK Max</p> <p>10 dBm M1[1] 5.45 dBm 2.40191 GHz 0 dBm M2[1] -45.85 dBm 2.400000 GHz</p> <p>-10 dBm D1 -14.550 dBm</p> <p>-20 dBm</p> <p>-30 dBm</p> <p>-40 dBm</p> <p>-50 dBm</p> <p>-60 dBm</p> <p>-70 dBm</p> <p>Start 2.31 GHz 691 pts Stop 2.405 GHz</p> <table border="1"> <thead> <tr> <th>Type</th> <th>Ref</th> <th>Trc</th> <th>X-value</th> <th>Y-value</th> <th>Function</th> <th>Function Result</th> </tr> </thead> <tbody> <tr> <td>M1</td> <td>1</td> <td>1</td> <td>2.40191 GHz</td> <td>5.45 dBm</td> <td></td> <td></td> </tr> <tr> <td>M2</td> <td>1</td> <td>1</td> <td>2.4 GHz</td> <td>-45.85 dBm</td> <td></td> <td></td> </tr> <tr> <td>M3</td> <td>1</td> <td>1</td> <td>2.39 GHz</td> <td>-55.15 dBm</td> <td></td> <td></td> </tr> <tr> <td>M4</td> <td>1</td> <td>1</td> <td>2.31 GHz</td> <td>-54.39 dBm</td> <td></td> <td></td> </tr> <tr> <td>M5</td> <td>1</td> <td>1</td> <td>2.39963 GHz</td> <td>-44.82 dBm</td> <td></td> <td></td> </tr> </tbody> </table> <p>Date: 26 MAY 2022 10:15:02</p>			Type	Ref	Trc	X-value	Y-value	Function	Function Result	M1	1	1	2.40191 GHz	5.45 dBm			M2	1	1	2.4 GHz	-45.85 dBm			M3	1	1	2.39 GHz	-55.15 dBm			M4	1	1	2.31 GHz	-54.39 dBm			M5	1	1	2.39963 GHz	-44.82 dBm		
Type	Ref	Trc	X-value	Y-value	Function	Function Result																																							
M1	1	1	2.40191 GHz	5.45 dBm																																									
M2	1	1	2.4 GHz	-45.85 dBm																																									
M3	1	1	2.39 GHz	-55.15 dBm																																									
M4	1	1	2.31 GHz	-54.39 dBm																																									
M5	1	1	2.39963 GHz	-44.82 dBm																																									
<p>CH00 Hopping mode</p>	 <p>Ref Level 20.00 dBm Offset 1.00 dB RBW 100 kHz Att 30 dB SWT 1.1 ms VBW 300 kHz Mode Auto Sweep Count 500/500</p> <p>1PK Max</p> <p>10 dBm M1[1] 4.77 dBm 2.40493 GHz 0 dBm M2[1] -47.96 dBm 2.400000 GHz</p> <p>-10 dBm D1 -15.230 dBm</p> <p>-20 dBm</p> <p>-30 dBm</p> <p>-40 dBm</p> <p>-50 dBm</p> <p>-60 dBm</p> <p>-70 dBm</p> <p>Start 2.31 GHz 691 pts Stop 2.405 GHz</p> <table border="1"> <thead> <tr> <th>Type</th> <th>Ref</th> <th>Trc</th> <th>X-value</th> <th>Y-value</th> <th>Function</th> <th>Function Result</th> </tr> </thead> <tbody> <tr> <td>M1</td> <td>1</td> <td>1</td> <td>2.40493 GHz</td> <td>4.77 dBm</td> <td></td> <td></td> </tr> <tr> <td>M2</td> <td>1</td> <td>1</td> <td>2.4 GHz</td> <td>-47.96 dBm</td> <td></td> <td></td> </tr> <tr> <td>M3</td> <td>1</td> <td>1</td> <td>2.39 GHz</td> <td>-55.85 dBm</td> <td></td> <td></td> </tr> <tr> <td>M4</td> <td>1</td> <td>1</td> <td>2.31 GHz</td> <td>-55.12 dBm</td> <td></td> <td></td> </tr> <tr> <td>M5</td> <td>1</td> <td>1</td> <td>2.399906 GHz</td> <td>-47.00 dBm</td> <td></td> <td></td> </tr> </tbody> </table> <p>Date: 26 MAY 2022 10:22:54</p>			Type	Ref	Trc	X-value	Y-value	Function	Function Result	M1	1	1	2.40493 GHz	4.77 dBm			M2	1	1	2.4 GHz	-47.96 dBm			M3	1	1	2.39 GHz	-55.85 dBm			M4	1	1	2.31 GHz	-55.12 dBm			M5	1	1	2.399906 GHz	-47.00 dBm		
Type	Ref	Trc	X-value	Y-value	Function	Function Result																																							
M1	1	1	2.40493 GHz	4.77 dBm																																									
M2	1	1	2.4 GHz	-47.96 dBm																																									
M3	1	1	2.39 GHz	-55.85 dBm																																									
M4	1	1	2.31 GHz	-55.12 dBm																																									
M5	1	1	2.399906 GHz	-47.00 dBm																																									
<p>CH78 No hopping mode</p>	 <p>Ref Level 20.00 dBm Offset 1.00 dB RBW 100 kHz Att 30 dB SWT 56.9 μs VBW 300 kHz Mode Auto FFT Count 500/500</p> <p>1PK Max</p> <p>10 dBm M1[1] 6.33 dBm 2.479631 GHz 0 dBm M2[1] -51.89 dBm 2.4835000 GHz</p> <p>-10 dBm D1 -13.670 dBm</p> <p>-20 dBm</p> <p>-30 dBm</p> <p>-40 dBm</p> <p>-50 dBm</p> <p>-60 dBm</p> <p>-70 dBm</p> <p>Start 2.478 GHz 691 pts Stop 2.5 GHz</p> <table border="1"> <thead> <tr> <th>Type</th> <th>Ref</th> <th>Trc</th> <th>X-value</th> <th>Y-value</th> <th>Function</th> <th>Function Result</th> </tr> </thead> <tbody> <tr> <td>M1</td> <td>1</td> <td>1</td> <td>2.479631 GHz</td> <td>6.33 dBm</td> <td></td> <td></td> </tr> <tr> <td>M2</td> <td>1</td> <td>1</td> <td>2.4835 GHz</td> <td>-51.89 dBm</td> <td></td> <td></td> </tr> <tr> <td>M3</td> <td>1</td> <td>1</td> <td>2.5 GHz</td> <td>-59.35 dBm</td> <td></td> <td></td> </tr> <tr> <td>M4</td> <td>1</td> <td>1</td> <td>2.4835159 GHz</td> <td>-52.70 dBm</td> <td></td> <td></td> </tr> </tbody> </table> <p>Date: 26 MAY 2022 10:17:06</p>			Type	Ref	Trc	X-value	Y-value	Function	Function Result	M1	1	1	2.479631 GHz	6.33 dBm			M2	1	1	2.4835 GHz	-51.89 dBm			M3	1	1	2.5 GHz	-59.35 dBm			M4	1	1	2.4835159 GHz	-52.70 dBm									
Type	Ref	Trc	X-value	Y-value	Function	Function Result																																							
M1	1	1	2.479631 GHz	6.33 dBm																																									
M2	1	1	2.4835 GHz	-51.89 dBm																																									
M3	1	1	2.5 GHz	-59.35 dBm																																									
M4	1	1	2.4835159 GHz	-52.70 dBm																																									

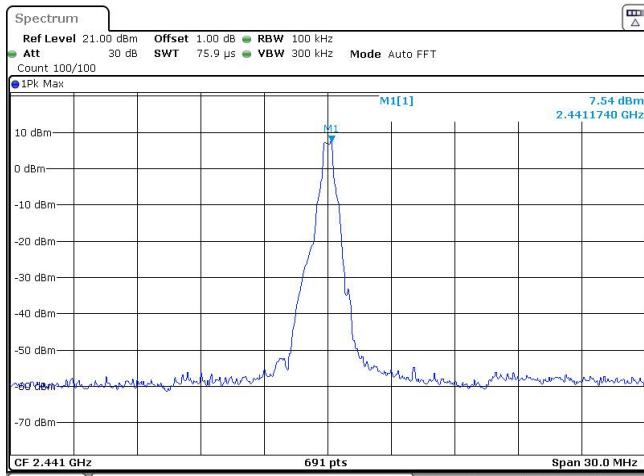
CH78
Hoppig mode



Date: 26 MAY 2022 10:23:07

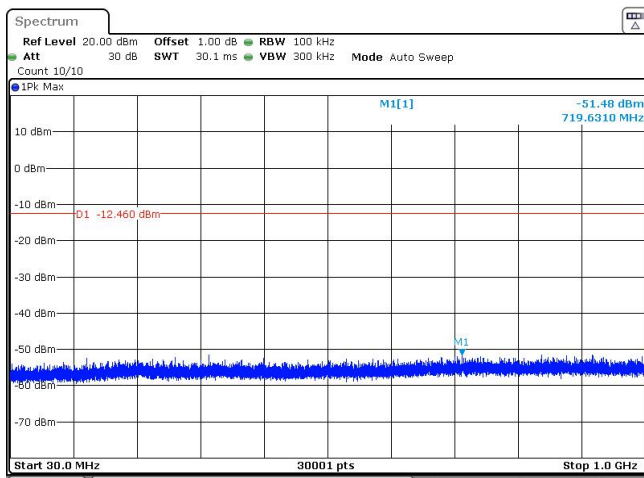
Test Item:	Spurious Emission	Modulation type:	GFSK
<p>CH00 Reference level</p>	 <p>Date: 26 MAY 2022 09:52:55</p>		
<p>CH00 30MHz~1000MHz</p>	 <p>Date: 26 MAY 2022 09:53:10</p>		
<p>CH00 1GHz~26GHz</p>	 <p>Date: 26 MAY 2022 09:53:25</p>		

CH39
Reference level



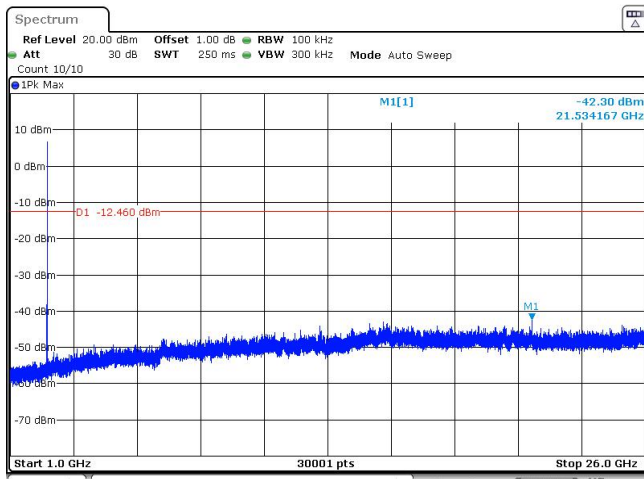
Date: 26 MAY 2022 09:57:21

CH39
30MHz~1000MHz



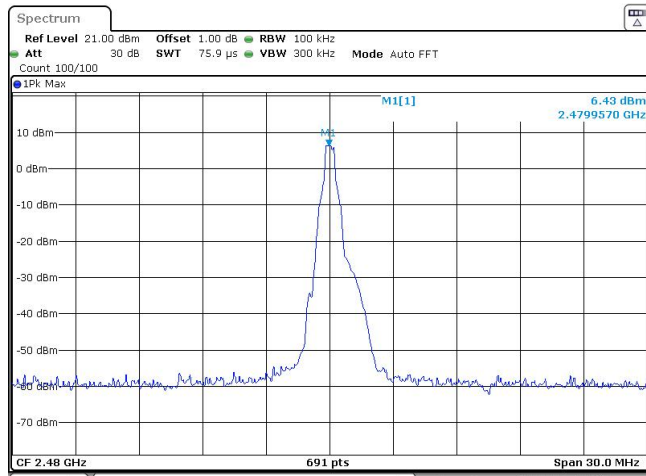
Date: 26 MAY 2022 09:57:37

CH39
1GHz~26GHz



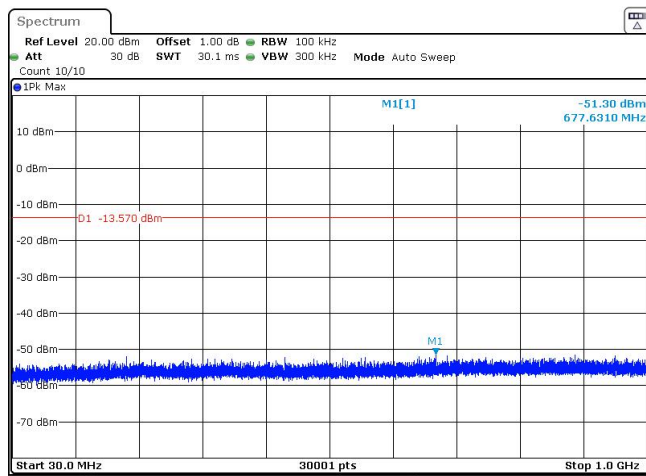
Date: 26 MAY 2022 09:57:52

CH78
Reference level



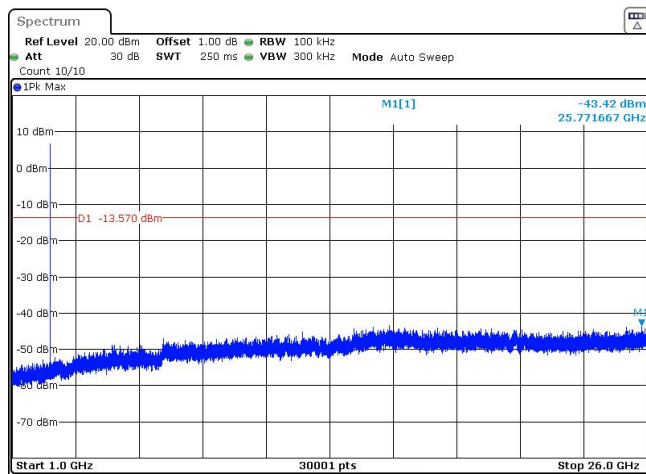
Date: 26 MAY 2022 09:55:31

CH78
30MHz~1000MHz

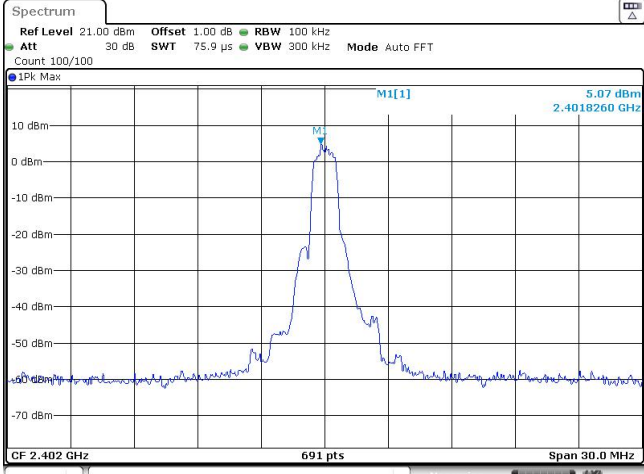
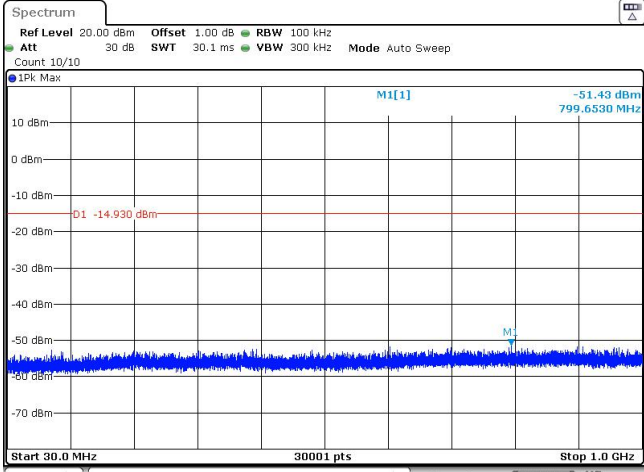
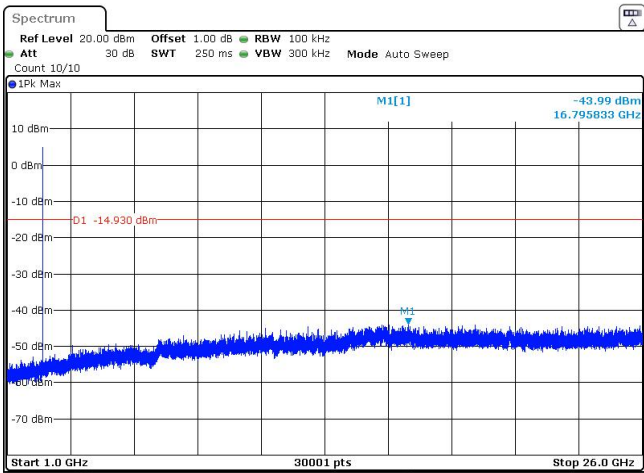


Date: 26 MAY 2022 09:55:46

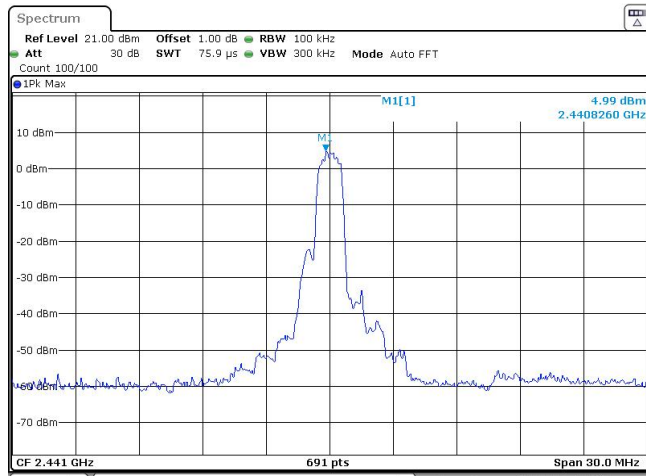
CH78
1GHz~26GHz



Date: 26 MAY 2022 09:56:01

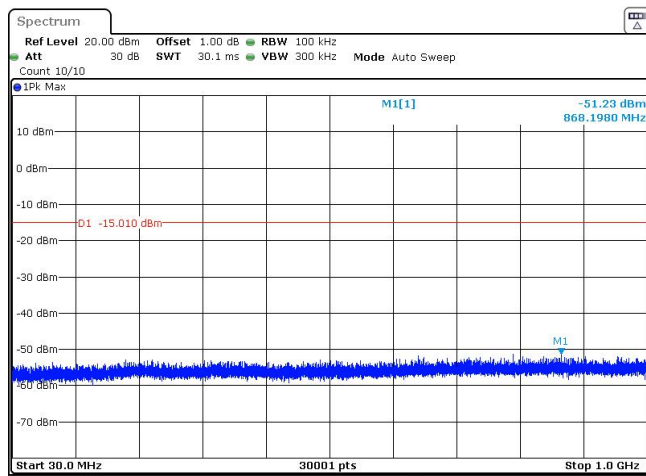
Test Item:	Spurious Emission	Modulation type:	π/4DQPSK
<p>CH00 Reference level</p>	 <p>Date: 26 MAY 2022 10:05:40</p>		
<p>CH00 30MHz~1000MHz</p>	 <p>Date: 26 MAY 2022 10:05:55</p>		
<p>CH00 1GHz~26GHz</p>	 <p>Date: 26 MAY 2022 10:06:10</p>		

CH39
Reference level



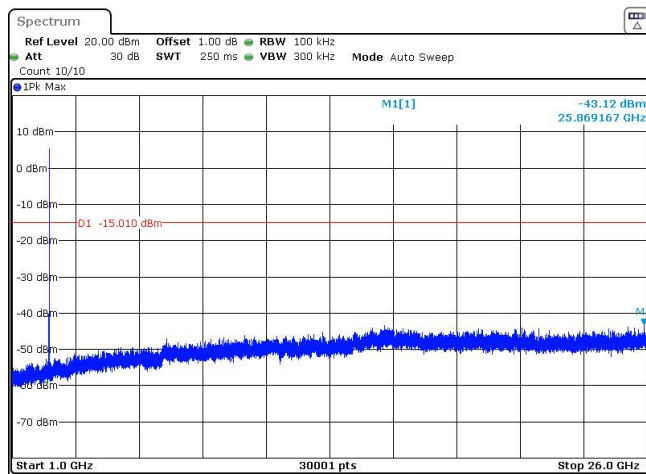
Date: 26 MAY 2022 10:09:28

CH39
30MHz~1000MHz



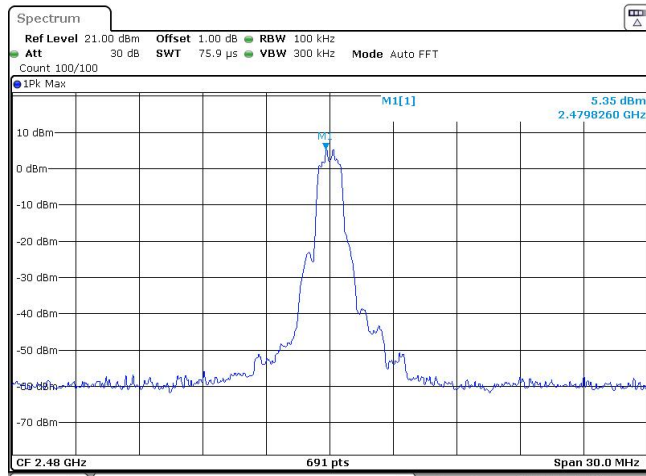
Date: 26 MAY 2022 10:09:43

CH39
1GHz~26GHz



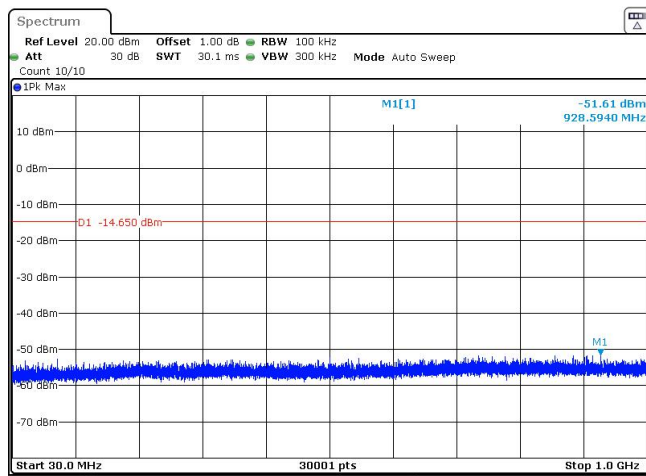
Date: 26 MAY 2022 10:09:59

CH78
Reference level



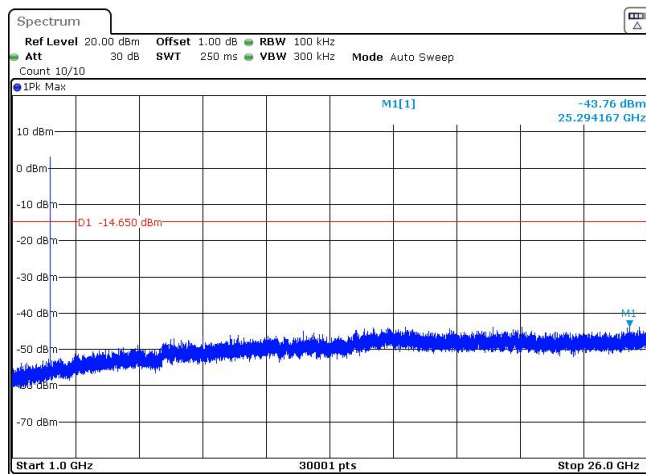
Date: 26 MAY 2022 10:07:46

CH78
30MHz~1000MHz

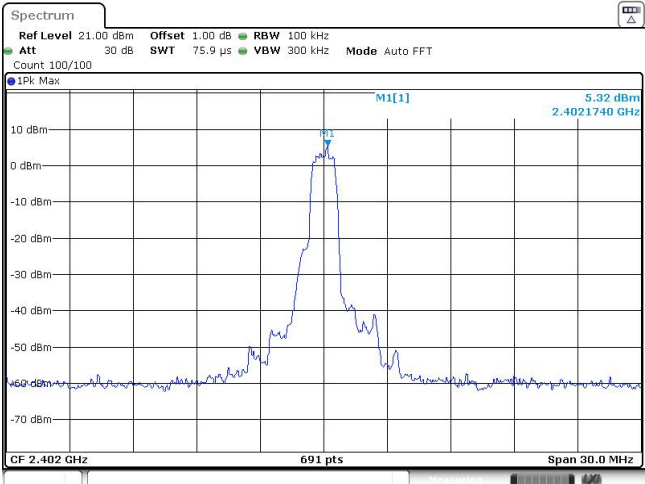
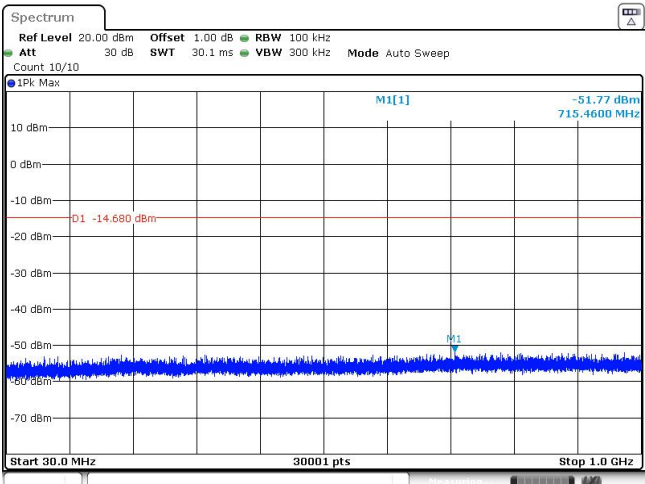
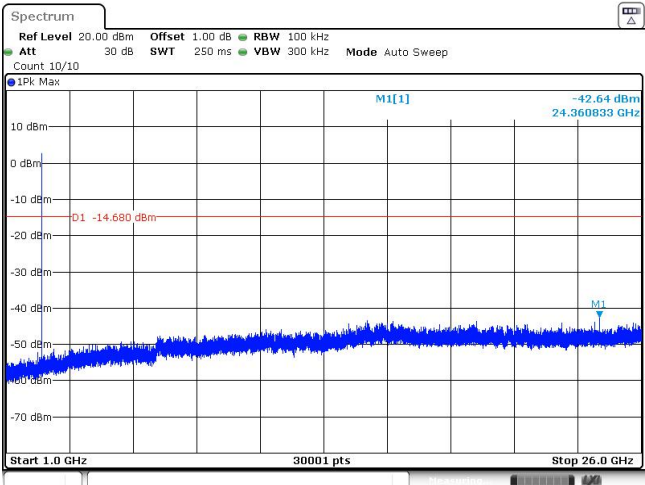


Date: 26 MAY 2022 10:08:01

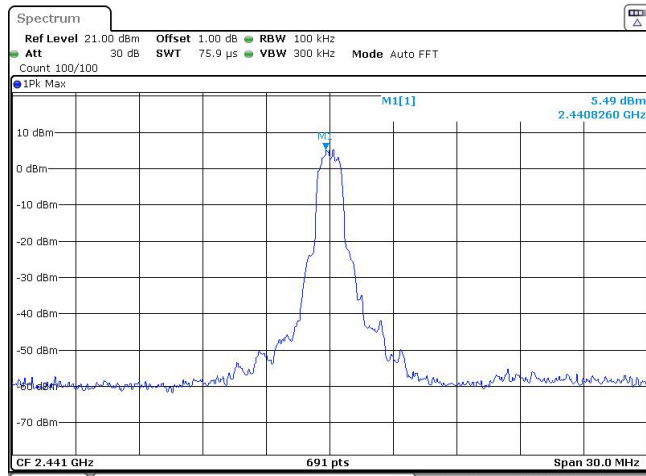
CH78
1GHz~26GHz



Date: 26 MAY 2022 10:08:17

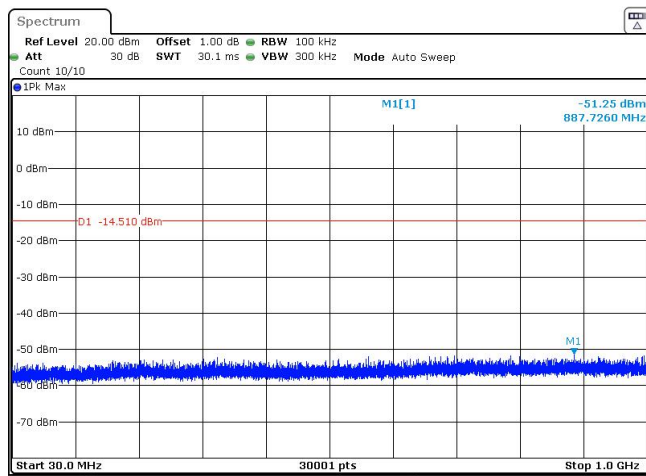
Test Item:	Spurious Emission	Modulation type:	8DPSK
<p>CH00 Reference level</p>	 <p>Date: 26 MAY 2022 10:15:08</p>		
<p>CH00 30MHz~1000MHz</p>	 <p>Date: 26 MAY 2022 10:15:23</p>		
<p>CH00 1GHz~26GHz</p>	 <p>Date: 26 MAY 2022 10:15:38</p>		

CH39
Reference level



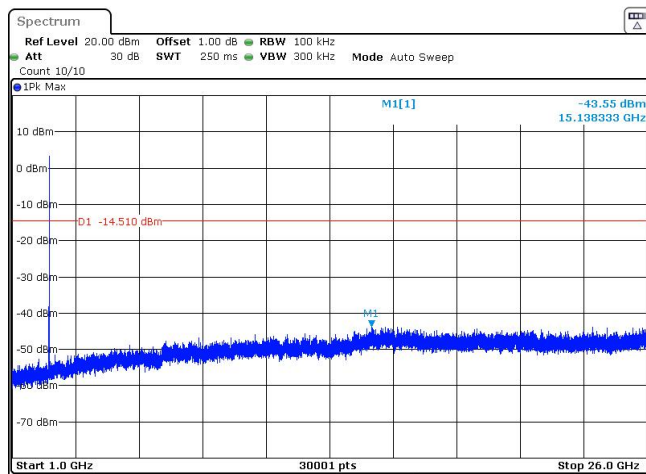
Date: 26 MAY 2022 10:18:59

CH39
30MHz~1000MHz



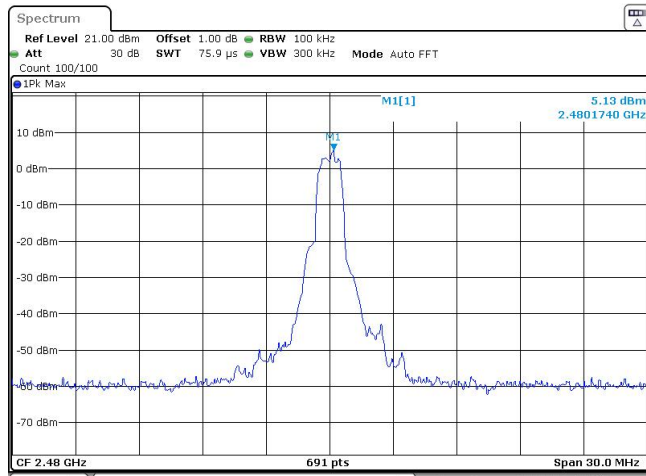
Date: 26 MAY 2022 10:19:14

CH39
1GHz~26GHz



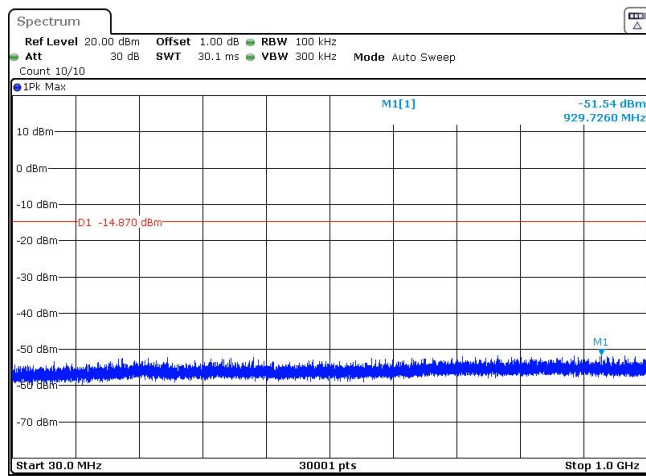
Date: 26 MAY 2022 10:19:29

CH78
Reference level



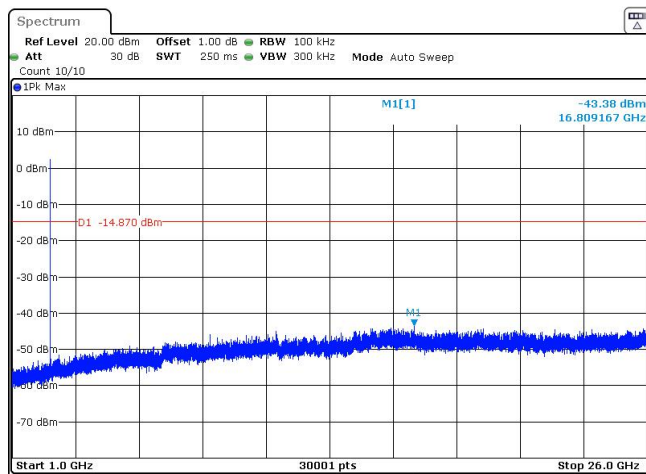
Date: 26 MAY 2022 10:17:11

CH78
30MHz~1000MHz



Date: 26 MAY 2022 10:17:26

CH78
1GHz~26GHz



Date: 26 MAY 2022 10:17:42

-----End of Report-----