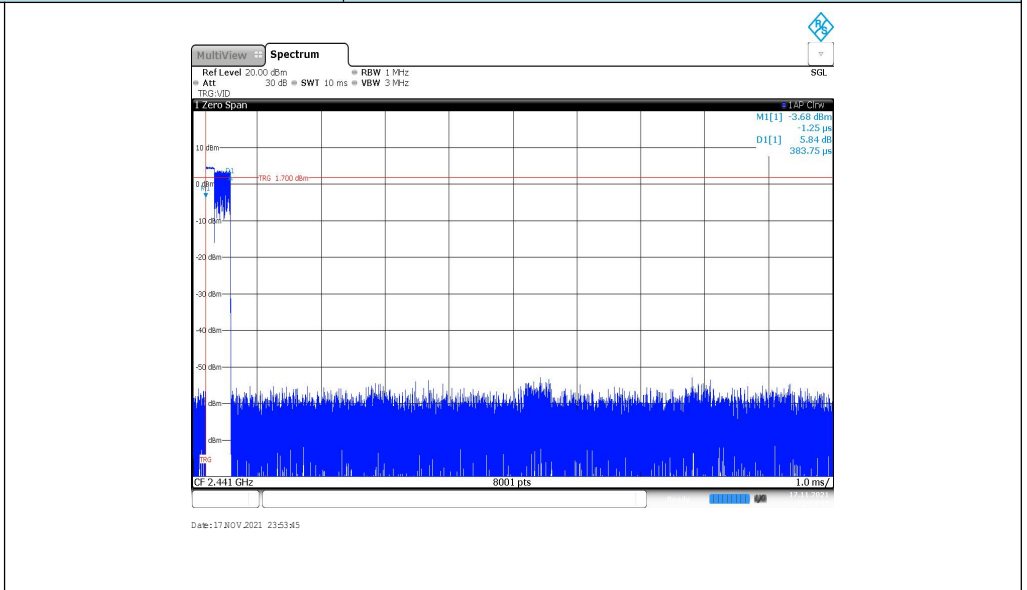
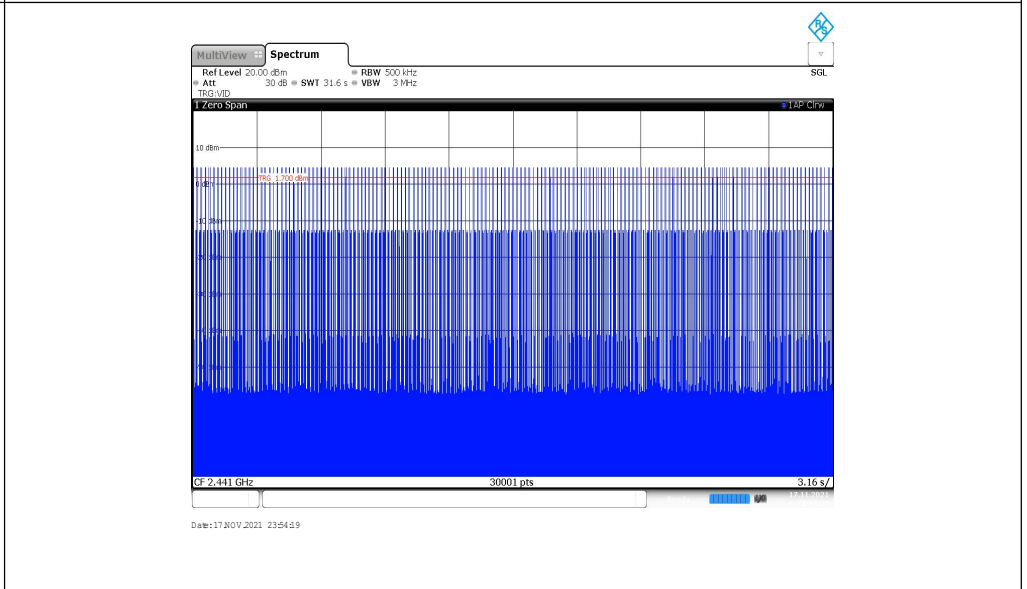


Modulation Type: $\pi/4$ DQPSK

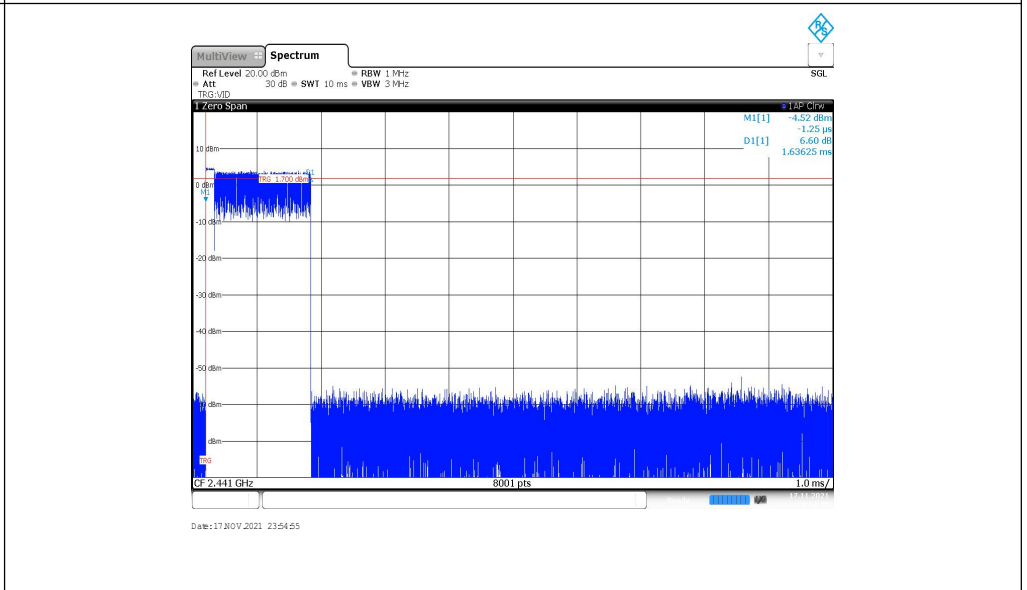
2DH1
Burst width



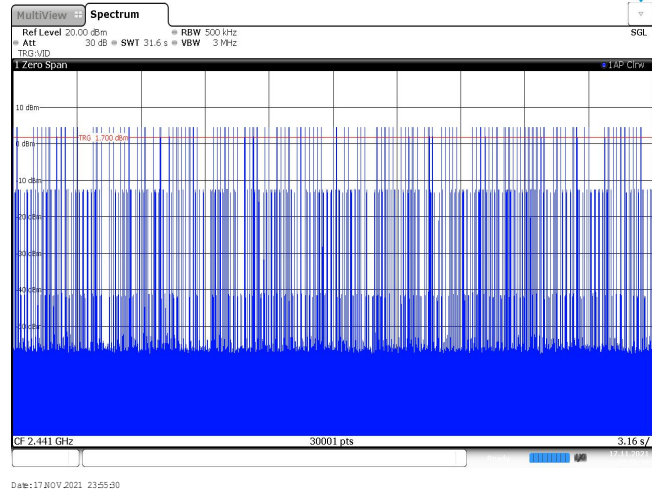
2DH1
Burst number



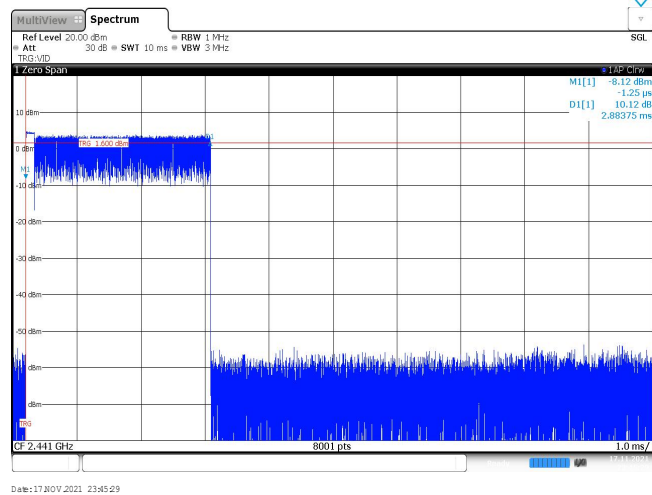
2DH3
Burst width



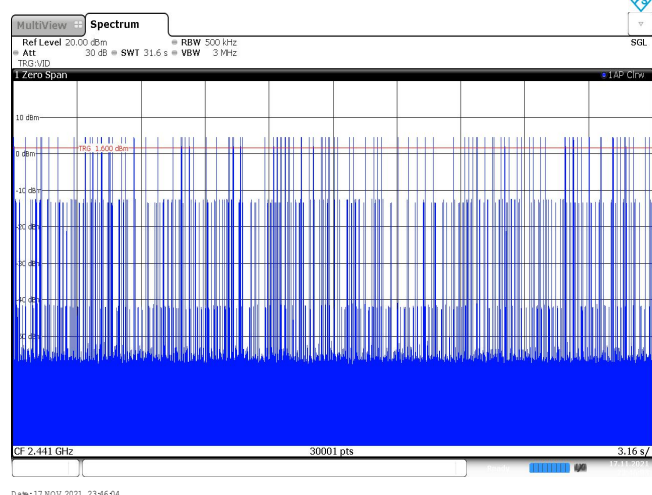
2DH3
Burst number



2DH5
Burst width

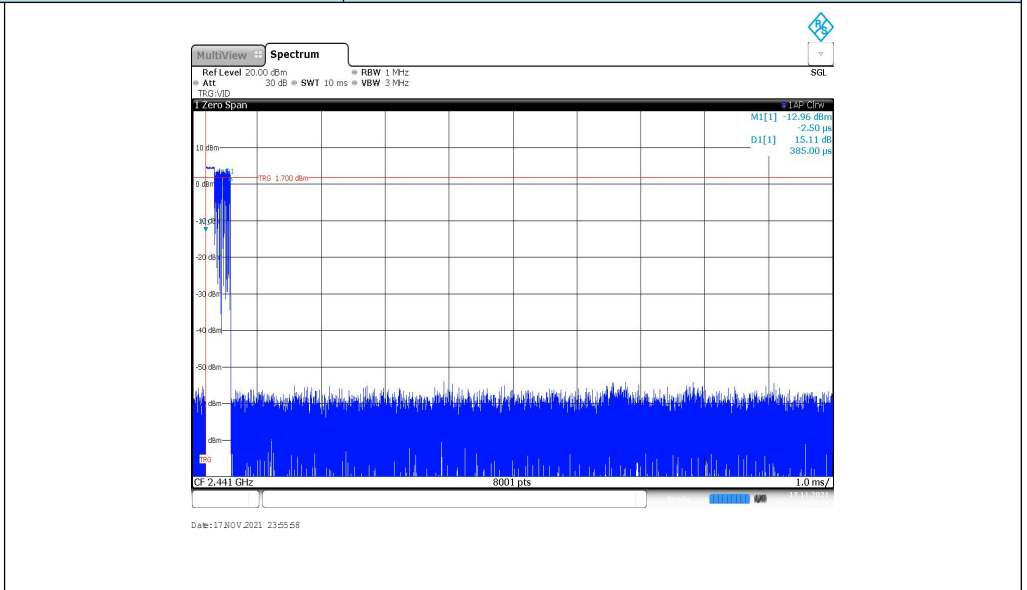


2DH5
Burst number

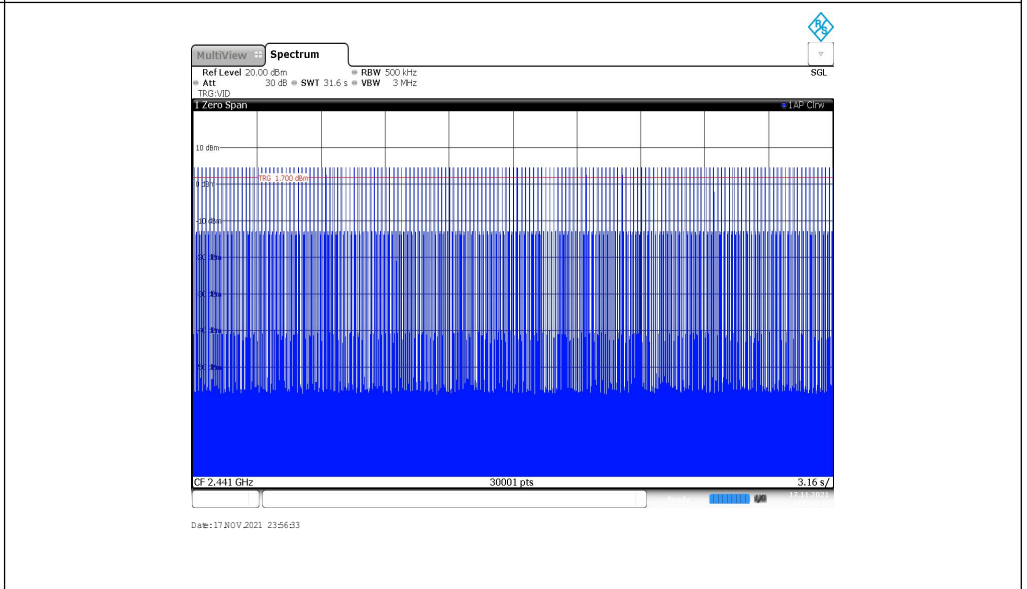


Modulation Type: 8DPSK

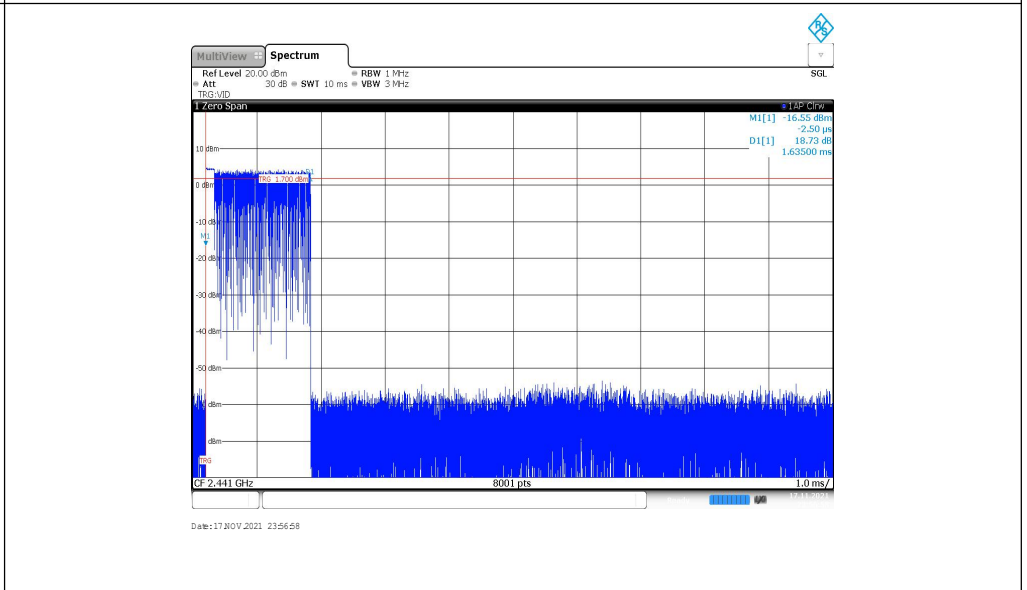
3DH1
Burst width



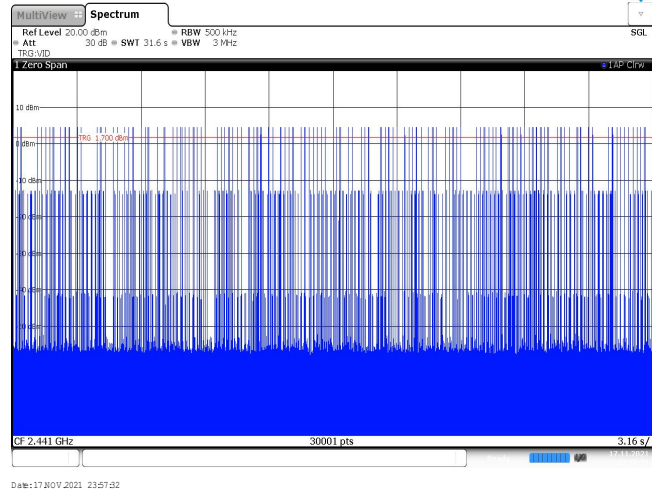
3DH1
Burst number



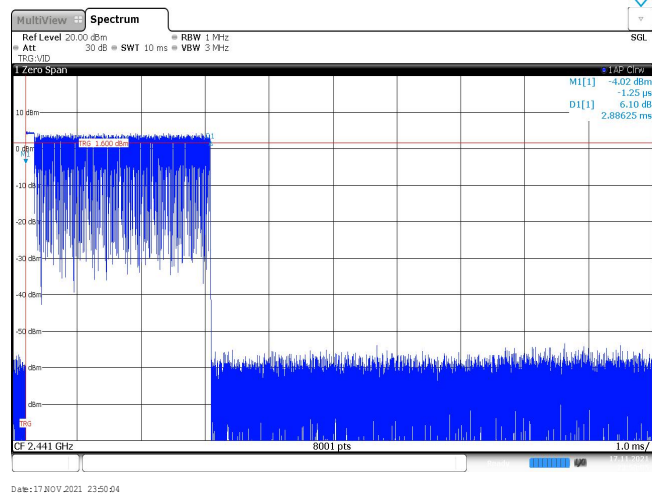
3DH3
Burst width



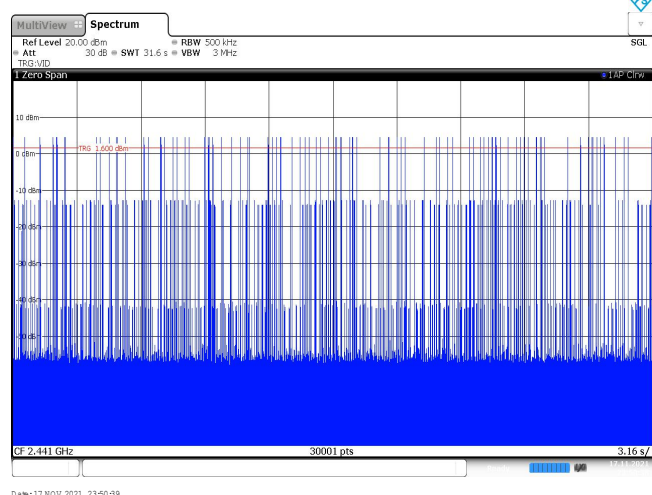
3DH3
Burst number



3DH5
Burst width



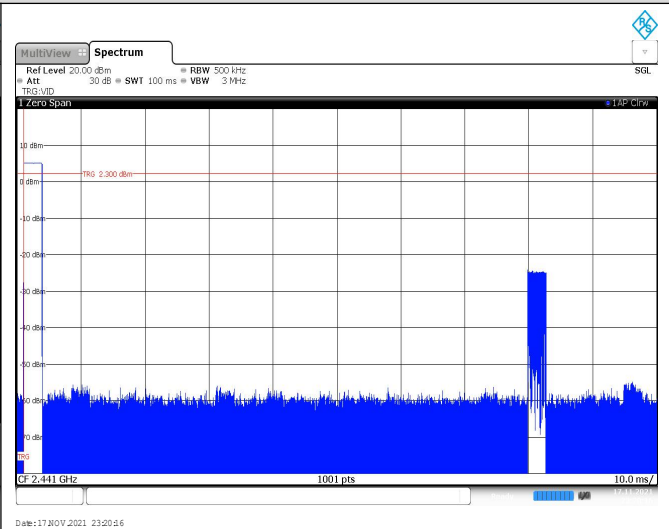
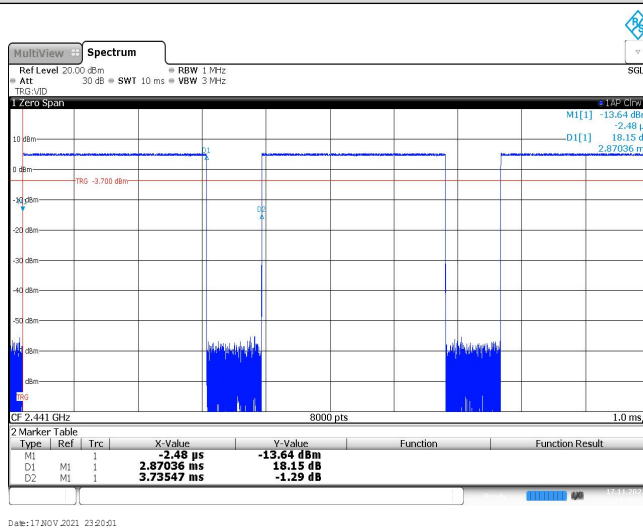
3DH5
Burst number



Appendix G: Duty Cycle Correction Factor (DCCF)

DCCF Calculate Formula					
DCCF=20 * Log(duty cycle) = 20 * Log(T _{on time} / T _{period})					
Modulation type	Test Frequency (MHz)	T _{on time} for single burst [ms]	T _{period} [ms]	Burst Quantity	DCCF [dB]
GFSK	2441	2.87	100	2	-24.82
$\pi/4$ DQPSK	2441	2.87	100	2	-24.82
8DPSK	2441	2.87	100	1	-30.84

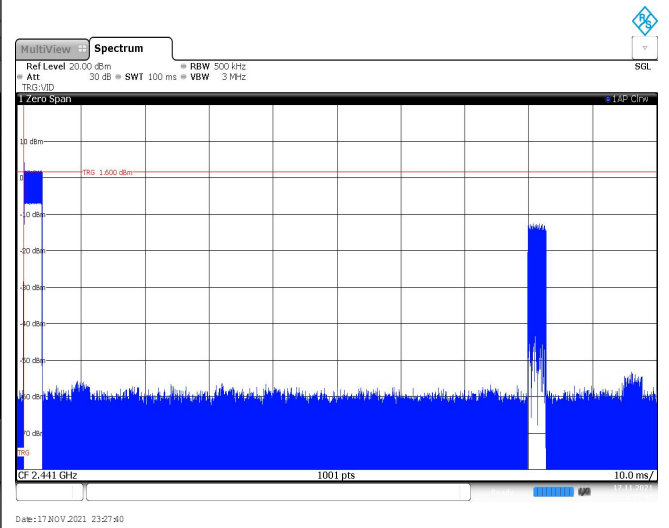
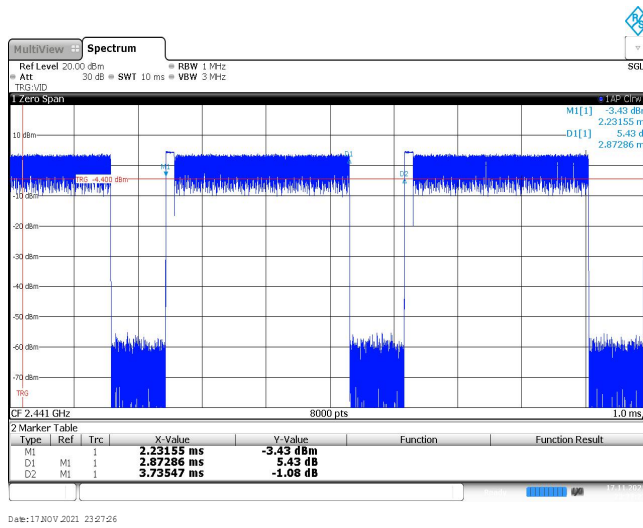
GFSK



Ton time for single burst

Burst Quantity

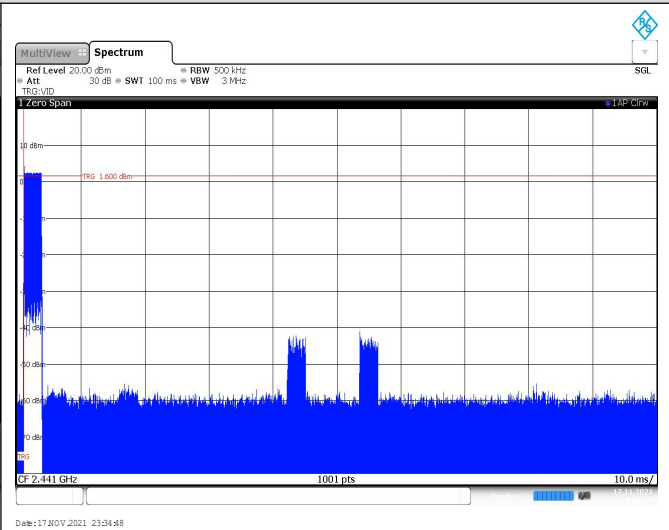
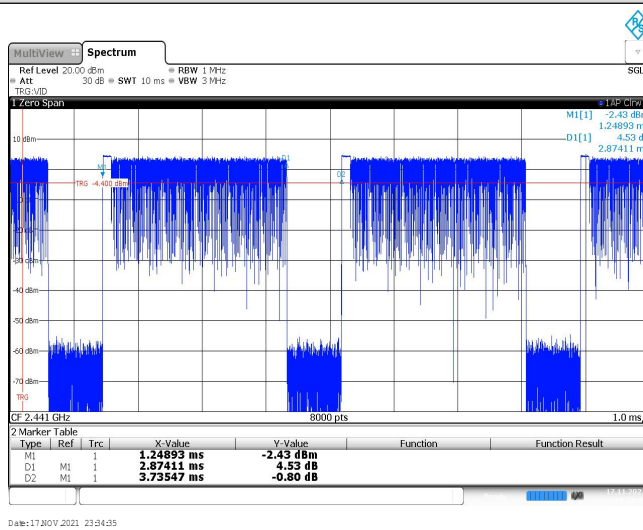
$\pi/4$ DQPSK



Ton time for single burst

Burst Quantity

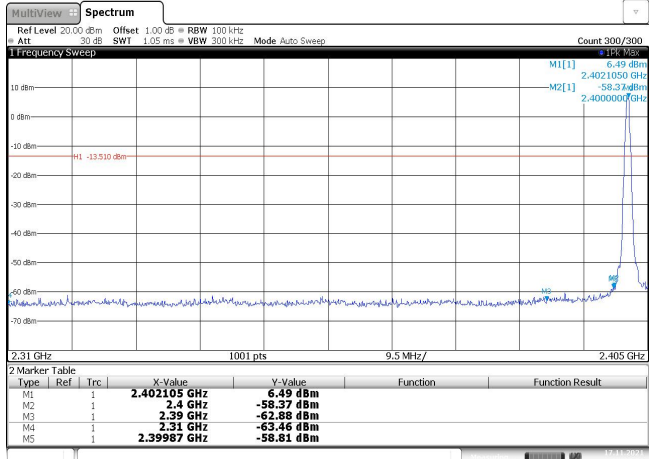
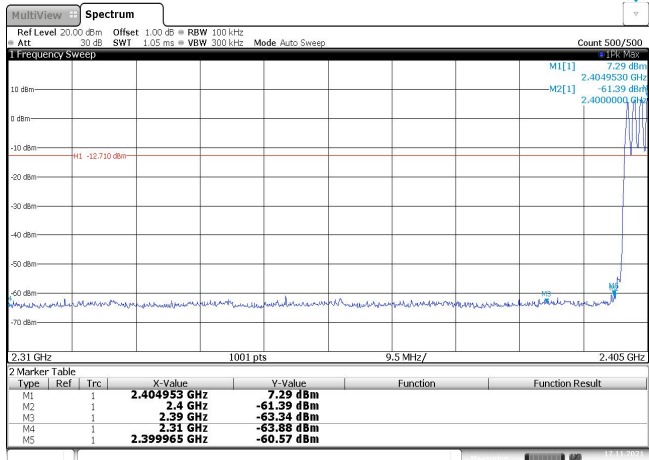
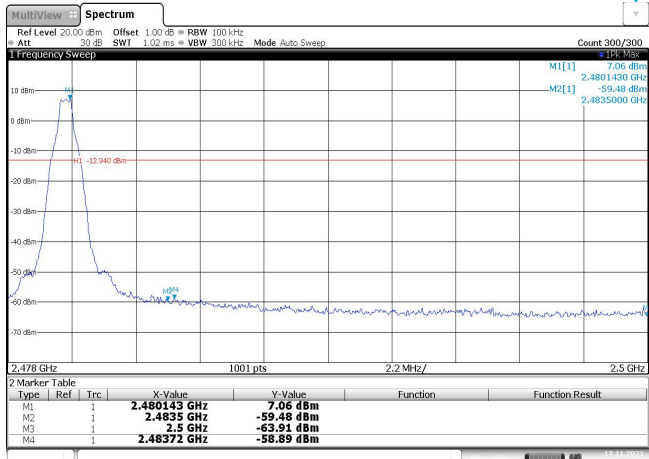
8DPSK



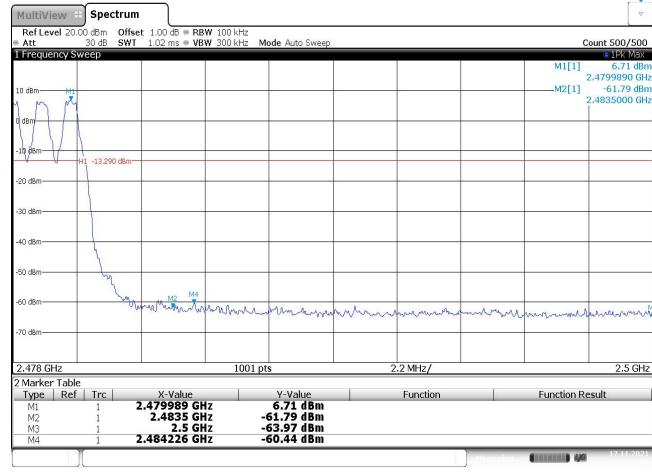
Ton time for single burst

Burst Quantity

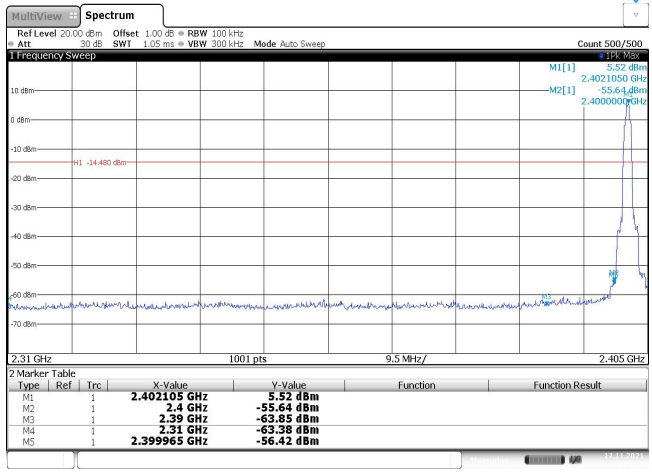
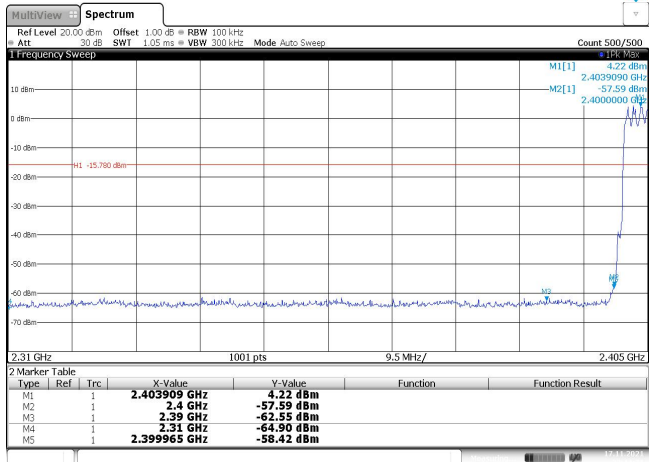
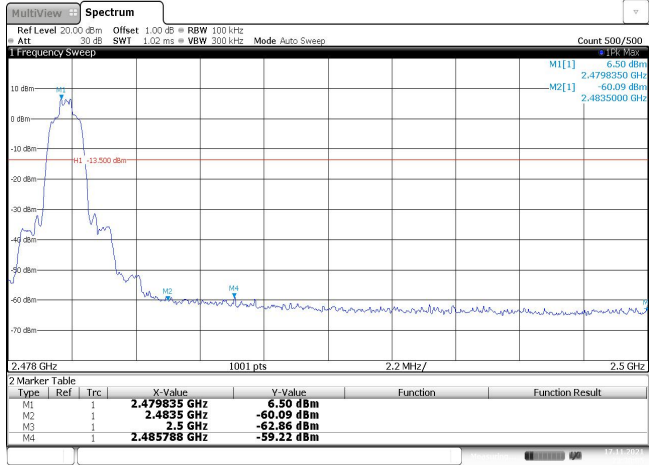
Appendix H: Band edge and Spurious Emissions (conducted)

Test Item:	Band edge	Modulation type:	GFSK																																										
<p>CH00 No hopping mode</p>	 <p>2 Marker Table</p> <table border="1"> <thead> <tr> <th>Type</th> <th>Ref</th> <th>Trc</th> <th>X-Value</th> <th>Y-Value</th> <th>Function</th> <th>Function Result</th> </tr> </thead> <tbody> <tr> <td>M1</td> <td>1</td> <td></td> <td>2.402105 GHz</td> <td>6.49 dBm</td> <td></td> <td></td> </tr> <tr> <td>M2</td> <td>1</td> <td></td> <td>2.4 GHz</td> <td>-58.37 dBm</td> <td></td> <td></td> </tr> <tr> <td>M3</td> <td>1</td> <td></td> <td>2.39 GHz</td> <td>-62.88 dBm</td> <td></td> <td></td> </tr> <tr> <td>M4</td> <td>1</td> <td></td> <td>2.31 GHz</td> <td>-63.46 dBm</td> <td></td> <td></td> </tr> <tr> <td>M5</td> <td>1</td> <td></td> <td>2.39987 GHz</td> <td>-58.81 dBm</td> <td></td> <td></td> </tr> </tbody> </table> <p>Date: 17 NOV 2021 23:18:22</p>			Type	Ref	Trc	X-Value	Y-Value	Function	Function Result	M1	1		2.402105 GHz	6.49 dBm			M2	1		2.4 GHz	-58.37 dBm			M3	1		2.39 GHz	-62.88 dBm			M4	1		2.31 GHz	-63.46 dBm			M5	1		2.39987 GHz	-58.81 dBm		
Type	Ref	Trc	X-Value	Y-Value	Function	Function Result																																							
M1	1		2.402105 GHz	6.49 dBm																																									
M2	1		2.4 GHz	-58.37 dBm																																									
M3	1		2.39 GHz	-62.88 dBm																																									
M4	1		2.31 GHz	-63.46 dBm																																									
M5	1		2.39987 GHz	-58.81 dBm																																									
<p>CH00 Hopping mode</p>	 <p>2 Marker Table</p> <table border="1"> <thead> <tr> <th>Type</th> <th>Ref</th> <th>Trc</th> <th>X-Value</th> <th>Y-Value</th> <th>Function</th> <th>Function Result</th> </tr> </thead> <tbody> <tr> <td>M1</td> <td>1</td> <td></td> <td>2.404953 GHz</td> <td>7.29 dBm</td> <td></td> <td></td> </tr> <tr> <td>M2</td> <td>1</td> <td></td> <td>2.4 GHz</td> <td>-61.39 dBm</td> <td></td> <td></td> </tr> <tr> <td>M3</td> <td>1</td> <td></td> <td>2.39 GHz</td> <td>-63.34 dBm</td> <td></td> <td></td> </tr> <tr> <td>M4</td> <td>1</td> <td></td> <td>2.31 GHz</td> <td>-63.88 dBm</td> <td></td> <td></td> </tr> <tr> <td>M5</td> <td>1</td> <td></td> <td>2.399965 GHz</td> <td>-60.57 dBm</td> <td></td> <td></td> </tr> </tbody> </table> <p>Date: 17 NOV 2021 23:40:34</p>			Type	Ref	Trc	X-Value	Y-Value	Function	Function Result	M1	1		2.404953 GHz	7.29 dBm			M2	1		2.4 GHz	-61.39 dBm			M3	1		2.39 GHz	-63.34 dBm			M4	1		2.31 GHz	-63.88 dBm			M5	1		2.399965 GHz	-60.57 dBm		
Type	Ref	Trc	X-Value	Y-Value	Function	Function Result																																							
M1	1		2.404953 GHz	7.29 dBm																																									
M2	1		2.4 GHz	-61.39 dBm																																									
M3	1		2.39 GHz	-63.34 dBm																																									
M4	1		2.31 GHz	-63.88 dBm																																									
M5	1		2.399965 GHz	-60.57 dBm																																									
<p>CH78 No hopping mode</p>	 <p>2 Marker Table</p> <table border="1"> <thead> <tr> <th>Type</th> <th>Ref</th> <th>Trc</th> <th>X-Value</th> <th>Y-Value</th> <th>Function</th> <th>Function Result</th> </tr> </thead> <tbody> <tr> <td>M1</td> <td>1</td> <td></td> <td>2.480143 GHz</td> <td>7.06 dBm</td> <td></td> <td></td> </tr> <tr> <td>M2</td> <td>1</td> <td></td> <td>2.4835 GHz</td> <td>-59.48 dBm</td> <td></td> <td></td> </tr> <tr> <td>M3</td> <td>1</td> <td></td> <td>2.5 GHz</td> <td>-63.91 dBm</td> <td></td> <td></td> </tr> <tr> <td>M4</td> <td>1</td> <td></td> <td>2.48372 GHz</td> <td>-58.89 dBm</td> <td></td> <td></td> </tr> </tbody> </table> <p>Date: 17 NOV 2021 23:22:49</p>			Type	Ref	Trc	X-Value	Y-Value	Function	Function Result	M1	1		2.480143 GHz	7.06 dBm			M2	1		2.4835 GHz	-59.48 dBm			M3	1		2.5 GHz	-63.91 dBm			M4	1		2.48372 GHz	-58.89 dBm									
Type	Ref	Trc	X-Value	Y-Value	Function	Function Result																																							
M1	1		2.480143 GHz	7.06 dBm																																									
M2	1		2.4835 GHz	-59.48 dBm																																									
M3	1		2.5 GHz	-63.91 dBm																																									
M4	1		2.48372 GHz	-58.89 dBm																																									

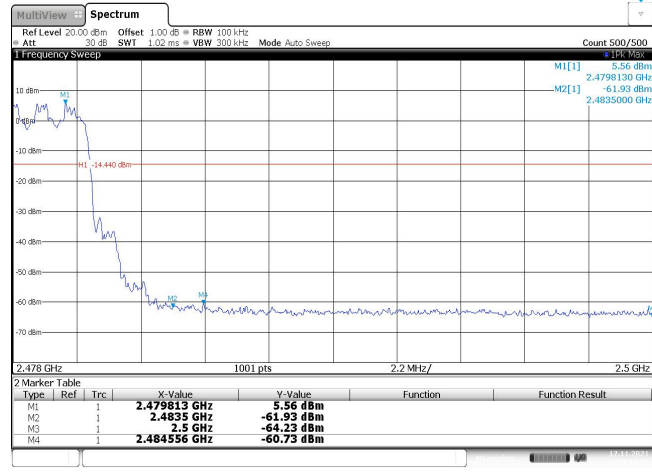
CH78
Hopping mode



Date: 17 NOV 2021 23:40:48

Test Item:	Band edge	Modulation type:	$\pi/4$ DQPSK																																										
<p>CH00 No hopping mode</p>	 <p>2 Marker Table</p> <table border="1"> <thead> <tr> <th>Type</th> <th>Ref</th> <th>Trc</th> <th>X-Value</th> <th>Y-Value</th> <th>Function</th> <th>Function Result</th> </tr> </thead> <tbody> <tr> <td>M1</td> <td>1</td> <td></td> <td>2.402105 GHz</td> <td>5.52 dBm</td> <td></td> <td></td> </tr> <tr> <td>M2</td> <td>1</td> <td></td> <td>2.4 GHz</td> <td>-55.64 dBm</td> <td></td> <td></td> </tr> <tr> <td>M3</td> <td>1</td> <td></td> <td>2.39 GHz</td> <td>-63.85 dBm</td> <td></td> <td></td> </tr> <tr> <td>M4</td> <td>1</td> <td></td> <td>2.31 GHz</td> <td>-63.38 dBm</td> <td></td> <td></td> </tr> <tr> <td>M5</td> <td>1</td> <td></td> <td>2.399965 GHz</td> <td>-56.42 dBm</td> <td></td> <td></td> </tr> </tbody> </table> <p>Date: 17 NOV 2021 23:25:22</p>			Type	Ref	Trc	X-Value	Y-Value	Function	Function Result	M1	1		2.402105 GHz	5.52 dBm			M2	1		2.4 GHz	-55.64 dBm			M3	1		2.39 GHz	-63.85 dBm			M4	1		2.31 GHz	-63.38 dBm			M5	1		2.399965 GHz	-56.42 dBm		
Type	Ref	Trc	X-Value	Y-Value	Function	Function Result																																							
M1	1		2.402105 GHz	5.52 dBm																																									
M2	1		2.4 GHz	-55.64 dBm																																									
M3	1		2.39 GHz	-63.85 dBm																																									
M4	1		2.31 GHz	-63.38 dBm																																									
M5	1		2.399965 GHz	-56.42 dBm																																									
<p>CH00 Hopping mode</p>	 <p>2 Marker Table</p> <table border="1"> <thead> <tr> <th>Type</th> <th>Ref</th> <th>Trc</th> <th>X-Value</th> <th>Y-Value</th> <th>Function</th> <th>Function Result</th> </tr> </thead> <tbody> <tr> <td>M1</td> <td>1</td> <td></td> <td>2.403909 GHz</td> <td>4.22 dBm</td> <td></td> <td></td> </tr> <tr> <td>M2</td> <td>1</td> <td></td> <td>2.4 GHz</td> <td>-57.59 dBm</td> <td></td> <td></td> </tr> <tr> <td>M3</td> <td>1</td> <td></td> <td>2.39 GHz</td> <td>-62.55 dBm</td> <td></td> <td></td> </tr> <tr> <td>M4</td> <td>1</td> <td></td> <td>2.31 GHz</td> <td>-64.90 dBm</td> <td></td> <td></td> </tr> <tr> <td>M5</td> <td>1</td> <td></td> <td>2.399965 GHz</td> <td>-58.42 dBm</td> <td></td> <td></td> </tr> </tbody> </table> <p>Date: 17 NOV 2021 23:44:51</p>			Type	Ref	Trc	X-Value	Y-Value	Function	Function Result	M1	1		2.403909 GHz	4.22 dBm			M2	1		2.4 GHz	-57.59 dBm			M3	1		2.39 GHz	-62.55 dBm			M4	1		2.31 GHz	-64.90 dBm			M5	1		2.399965 GHz	-58.42 dBm		
Type	Ref	Trc	X-Value	Y-Value	Function	Function Result																																							
M1	1		2.403909 GHz	4.22 dBm																																									
M2	1		2.4 GHz	-57.59 dBm																																									
M3	1		2.39 GHz	-62.55 dBm																																									
M4	1		2.31 GHz	-64.90 dBm																																									
M5	1		2.399965 GHz	-58.42 dBm																																									
<p>CH78 No hopping mode</p>	 <p>2 Marker Table</p> <table border="1"> <thead> <tr> <th>Type</th> <th>Ref</th> <th>Trc</th> <th>X-Value</th> <th>Y-Value</th> <th>Function</th> <th>Function Result</th> </tr> </thead> <tbody> <tr> <td>M1</td> <td>1</td> <td></td> <td>2.479835 GHz</td> <td>6.50 dBm</td> <td></td> <td></td> </tr> <tr> <td>M2</td> <td>1</td> <td></td> <td>2.4835 GHz</td> <td>-60.09 dBm</td> <td></td> <td></td> </tr> <tr> <td>M3</td> <td>1</td> <td></td> <td>2.5 GHz</td> <td>-62.86 dBm</td> <td></td> <td></td> </tr> <tr> <td>M4</td> <td>1</td> <td></td> <td>2.485788 GHz</td> <td>-59.22 dBm</td> <td></td> <td></td> </tr> </tbody> </table> <p>Date: 17 NOV 2021 23:50:25</p>			Type	Ref	Trc	X-Value	Y-Value	Function	Function Result	M1	1		2.479835 GHz	6.50 dBm			M2	1		2.4835 GHz	-60.09 dBm			M3	1		2.5 GHz	-62.86 dBm			M4	1		2.485788 GHz	-59.22 dBm									
Type	Ref	Trc	X-Value	Y-Value	Function	Function Result																																							
M1	1		2.479835 GHz	6.50 dBm																																									
M2	1		2.4835 GHz	-60.09 dBm																																									
M3	1		2.5 GHz	-62.86 dBm																																									
M4	1		2.485788 GHz	-59.22 dBm																																									

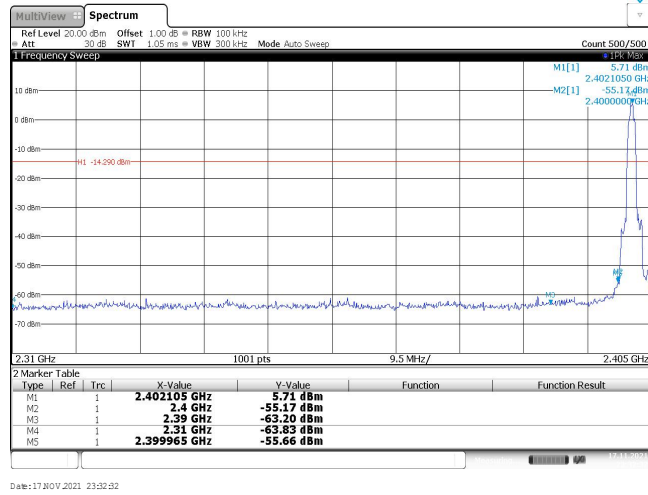
CH78
Hopping mode



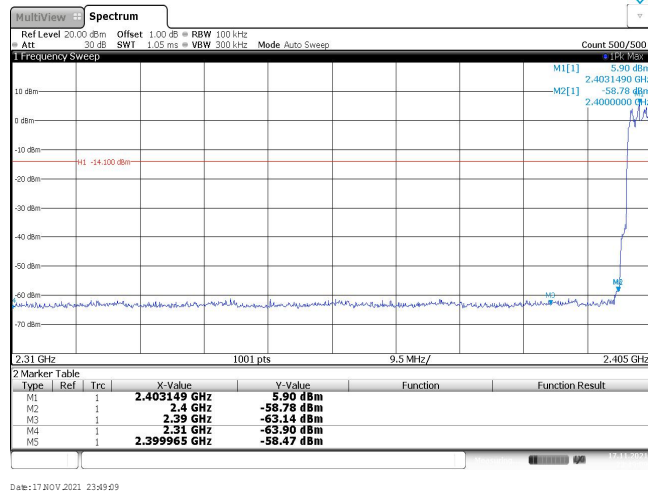
Date: 17 NOV 2021 23:44:59

Test Item:	Band edge	Modulation type:	8DPSK
-------------------	------------------	-------------------------	--------------

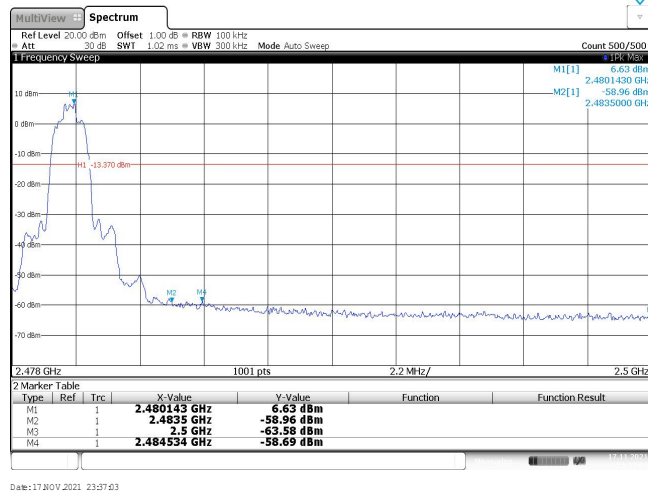
CH00
No hopping mode



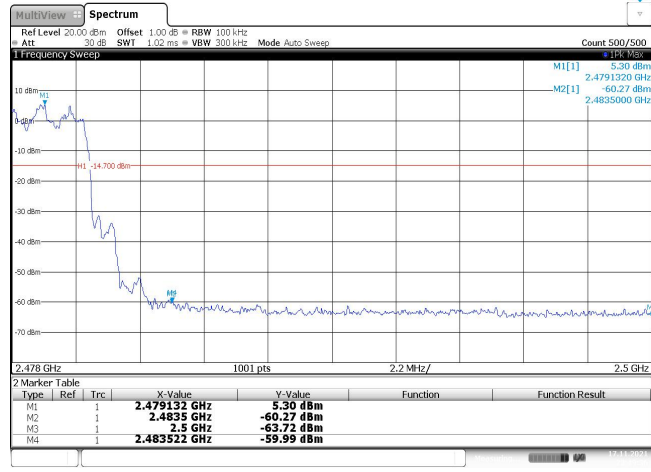
CH00
Hopping mode



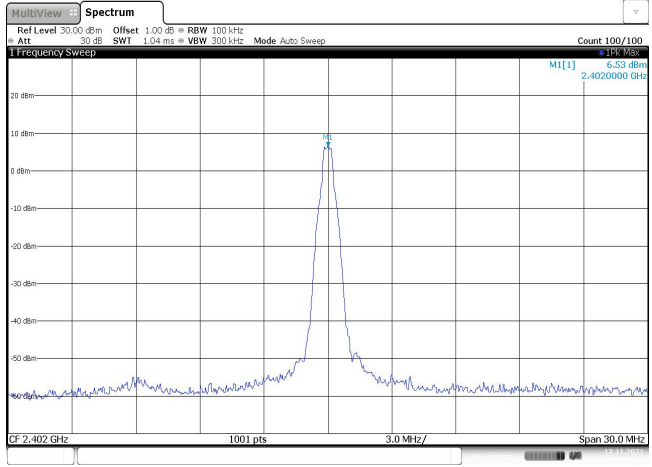
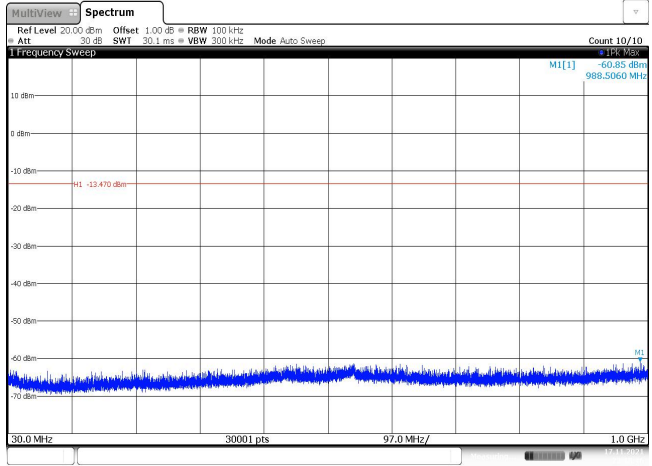
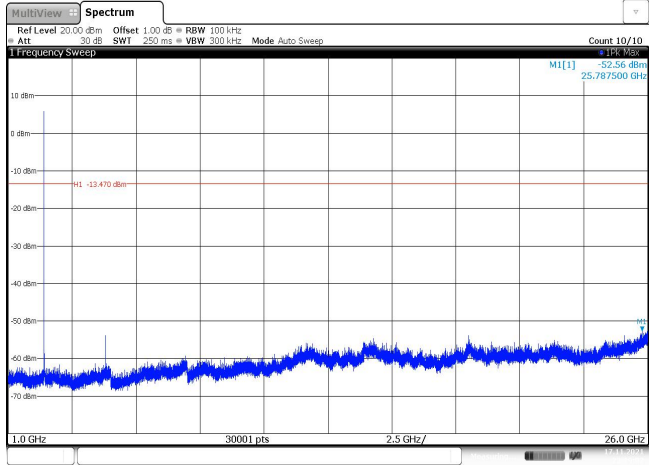
CH78
No hopping mode



CH78
Hoppig mode



Date: 17 NOV 2021 23:49:26

Test Item:	Spurious Emission	Modulation type:	GFSK
<p>CH00 Reference level</p>	 <p>MultiView Spectrum Ref Level 30.00 dBm Offset 1.00 dB RBW 100 kHz Att 30 dB SWI 1.04 ms VBW 300 kHz Mode Auto Sweep Count 100/100 1 Frequency Sweep MI[1] 6.53 dBm 2.4020000 GHz CF 2.402 GHz 1001 pts 3.0 MHz/ Span 30.0 MHz Date: 17 NOV 2021 23:18:29</p>		
<p>CH00 30MHz~1000MHz</p>	 <p>MultiView Spectrum Ref Level 20.00 dBm Offset 1.00 dB RBW 100 kHz Att 30 dB SWI 30.1 ms VBW 300 kHz Mode Auto Sweep Count 10/10 1 Frequency Sweep MI[1] -60.85 dBm 988.5060 MHz MI -13.470 dBm 30.0 MHz 30001 pts 97.0 MHz/ 1.0 GHz Date: 17 NOV 2021 23:18:46</p>		
<p>CH00 1GHz~26GHz</p>	 <p>MultiView Spectrum Ref Level 20.00 dBm Offset 1.00 dB RBW 100 kHz Att 30 dB SWI 250 ms VBW 300 kHz Mode Auto Sweep Count 10/10 1 Frequency Sweep MI[1] -52.56 dBm 25.787500 GHz MI -13.470 dBm 1.0 GHz 30001 pts 2.5 GHz/ 26.0 GHz Date: 17 NOV 2021 23:19:02</p>		